

Surface Mount Type **SP-Cap**

Series: **FD, CD, UD, UE**

Old series



[Our Requests]

Since this series is old, we don't recommend you to adopt it but CX & SX series for your new design.

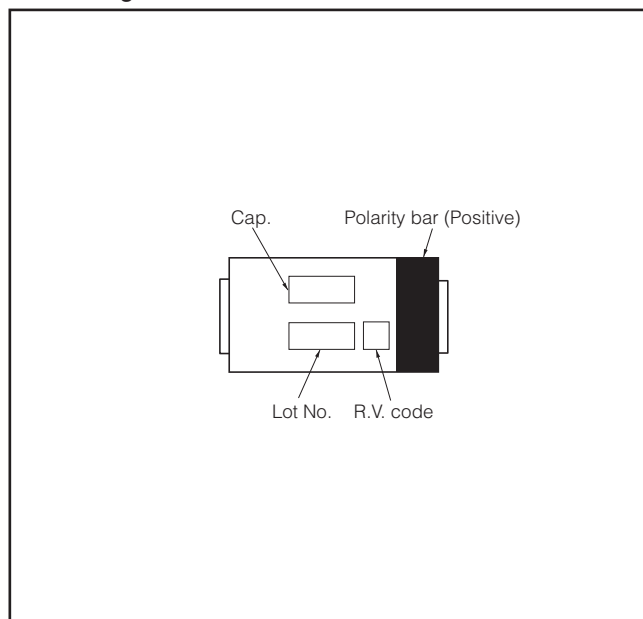
Features

- Low ESR
- Excellent Noise-absorbent Characteristics
- RoHS directive compliant

Specifications

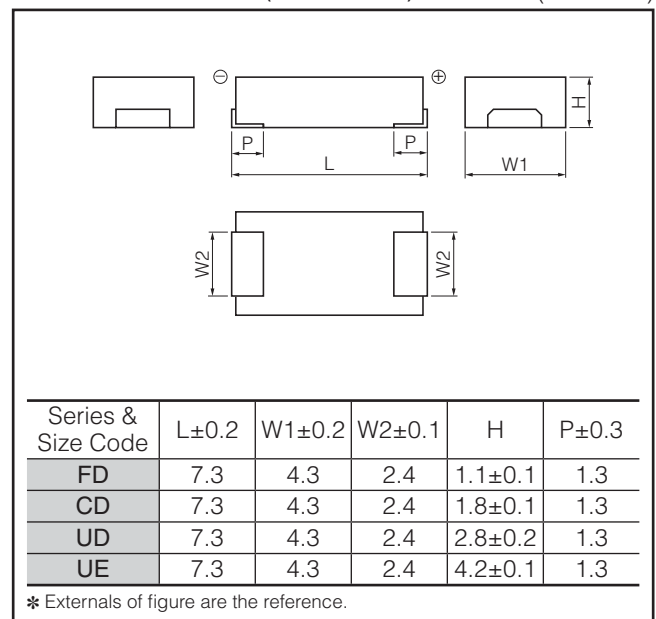
Series & Size Code	FD	CD	UD	UE	
Category Temp. Range	-40 °C to +105 °C				
Rated Voltage Range	2 V.DC to 12.5 V.DC	2 V.DC to 16 V.DC	2 V.DC to 8 V.DC	2 V.DC to 8 V.DC	
Nominal Cap.Range	15 μF to 68 μF	2.2 μF to 220 μF	68 μF to 470 μF	100 μF to 560 μF	
Capacitance Tolerance	±20 %				
DC Leakage Current	Reflow 240 °C : I ≤ 0.06 CV (μA) 2minutes (2 V.DC to 4 V.DC) I ≤ 0.04 CV or 3 (μA) 2 minutes (6.3 V.DC to 16 V.DC) (Whichever is greater) Reflow 260 °C : I ≤ 0.1 CV (μA) 2 minutes				
tan δ	≤ 0.06 (120 Hz/+20 °C)		≤ 0.10 (120 Hz/+20 °C)		
Surge Voltage	Rated Voltage × 1.25 (15 °C to 35 °C)				
Endurance	After applying rated voltage for 1000 hours at 105 °C±2 °C, and then being stabilized at +20 °C, capacitor shall meet the following limits.				
	Capacitance change	±10% of initial measured value			
	tan δ	≤ Initial specified value			
	DC leakage current	≤ Initial specified value			
Moisture resistance	After storing for 500 hours at 60 °C, 90 %				
	Capacitance change of initial measurd value	2, 2.5 V.DC	4 V.DC	6.3 V.DC	8 V.DC to 16 V.DC
		+70, -20 %	+60, -20 %	+50, -20 %	+40, -20 %
	tan δ	≤ 200 % of initial specified value			
DC leakage current	≤ Initial specified value				

Marking



Dimensions in mm(not to scale)

(Unit : mm)



Design and specifications are each subject to change without notice. Ask factory for the current technical specifications before purchase and/or use. Should a safety concern arise regarding this product, please be sure to contact us immediately.

Standard Products

Reflow *3 <260 °C>

Series & Size Code	Rated Voltage (V.DC)	Capacitance (±20%) (μF)	Case Size			Specification		Part number	Reflow		Min. Packaging Qty (pcs)	
			L (mm)	W (mm)	H (mm)	*1 Ripple current (Ar.m.s.)	*2 ESR (mΩ max.)		*4 240 °C	260 °C		
FD	2	68	7.3	4.3	1.1	2.0	28	EEFFD0D680R	○	—	3500	
	2.5	56	7.3	4.3	1.1	2.0	28	EEFFD0E560R	○	—	3500	
	4	39	7.3	4.3	1.1	2.0	28	EEFFD0G390R	○	—	3500	
		47	7.3	4.3	1.1	2.0	28	EEFFD0G470R	○	—	3500	
	6.3	33	7.3	4.3	1.1	2.0	28	EEFFD0J330R	○	—	3500	
	8	22	7.3	4.3	1.1	2.0	28	EEFFD0K220R	○	—	3500	
	12.5	15	7.3	4.3	1.1	1.4	40	EEFFD1B150R	○	—	3500	
CD	2	100	7.3	4.3	1.8	2.5	18	EEFCD0D101ER	—	○	3500	
			7.3	4.3	1.8	2.7	15	EEFCD0D101XE	—	○	3500	
		120	7.3	4.3	1.8	2.5	18	EEFCD0D121ER	—	○	3500	
			7.3	4.3	1.8	2.7	15	EEFCD0D121XE	—	○	3500	
			150	7.3	4.3	1.8	2.5	18	EEFCD0D151ER	—	○	3500
			180	7.3	4.3	1.8	2.5	18	EEFCD0D181ER	—	○	3500
	220	7.3	4.3	1.8	2.5	18	EEFCD0D221ER	—	○	3500		
	2.5	82	7.3	4.3	1.8	2.5	18	EEFCD0E820ER	—	○	3500	
			7.3	4.3	1.8	2.7	15	EEFCD0E820XE	—	○	3500	
		100	7.3	4.3	1.8	2.5	18	EEFCD0E101ER	—	○	3500	
			7.3	4.3	1.8	2.7	15	EEFCD0E101XE	—	○	3500	
			120	7.3	4.3	1.8	2.5	18	EEFCD0E121ER	—	○	3500
			150	7.3	4.3	1.8	2.5	18	EEFCD0E151ER	—	○	3500
	4	56	7.3	4.3	1.8	2.5	18	EEFCD0G560ER	—	○	3500	
			7.3	4.3	1.8	2.7	15	EEFCD0G560XE	—	○	3500	
		68	7.3	4.3	1.8	2.5	18	EEFCD0G680ER	—	○	3500	
			7.3	4.3	1.8	2.7	15	EEFCD0G680XE	—	○	3500	
			82	7.3	4.3	1.8	2.5	18	EEFCD0G820ER	—	○	3500
			7.3	4.3	1.8	2.7	15	EEFCD0G820XE	—	○	3500	
	100	7.3	4.3	1.8	2.5	18	EEFCD0G101ER	—	○	3500		
	6.3	10	7.3	4.3	1.8	1.4	55	EEFCD0J100ER	—	○	3500	
		22	7.3	4.3	1.8	1.6	40	EEFCD0J220ER	—	○	3500	
		33	7.3	4.3	1.8	2.0	28	EEFCD0J330ER	—	○	3500	
		47	7.3	4.3	1.8	2.5	18	EEFCD0J470ER	—	○	3500	
			7.3	4.3	1.8	2.7	15	EEFCD0J470XE	—	○	3500	
		68	7.3	4.3	1.8	2.5	18	EEFCD0J680ER	—	○	3500	
	7.3	4.3	1.8	2.7	15	EEFCD0J680XE	—	○	3500			
	8	8.2	7.3	4.3	1.8	1.4	55	EEFCD0K8R2ER	—	○	3500	
		15	7.3	4.3	1.8	1.6	40	EEFCD0K150ER	—	○	3500	
		22	7.3	4.3	1.8	2.0	28	EEFCD0K220ER	—	○	3500	
		33	7.3	4.3	1.8	2.5	18	EEFCD0K330ER	—	○	3500	
		47	7.3	4.3	1.8	1.8	25	EEFCD0K470ER	—	○	3500	
		22	7.3	4.3	1.8	1.6	30	EEFCD1A220ER	—	○	3500	
	10	33	7.3	4.3	1.8	1.8	25	EEFCD1A330ER	—	○	3500	
		39	7.3	4.3	1.8	1.8	25	EEFCD1A390ER	—	○	3500	
		4.7	7.3	4.3	1.8	1.0	80	EEFCD1B4R7R	○	—	3500	
	12.5	10	7.3	4.3	1.8	1.0	60	EEFCD1B100R	○	—	3500	
		15	7.3	4.3	1.8	1.3	50	EEFCD1B150R	○	—	3500	
		22	7.3	4.3	1.8	1.6	30	EEFCD1B220R	○	—	3500	
		2.2	7.3	4.3	1.8	1.0	110	EEFCD1C2R2R	○	—	3500	
	16	4.7	7.3	4.3	1.8	1.0	80	EEFCD1C4R7R	○	—	3500	
		6.8	7.3	4.3	1.8	1.0	70	EEFCD1C6R8R	○	—	3500	
		8.2	7.3	4.3	1.8	1.3	45	EEFCD1C8R2R	○	—	3500	
		UD	2	330	7.3	4.3	2.8	3.0	15	EEFUD0D331ER	—	○
	7.3				4.3	2.8	3.3	12	EEFUD0D331XE	—	○	2000
	7.3				4.3	2.8	3.4	9	EEFUD0D331LE	—	○	2000
	390			7.3	4.3	2.8	3.0	15	EEFUD0D391ER	—	○	2000
				7.3	4.3	2.8	3.4	9	EEFUD0D391LE	—	○	2000
7.3				4.3	2.8	3.4	9	EEFUD0D471LE	—	○	2000	
2.5	220		7.3	4.3	2.8	3.0	15	EEFUD0E221ER	—	○	2000	
			7.3	4.3	2.8	3.3	12	EEFUD0E221XE	—	○	2000	
			7.3	4.3	2.8	3.4	9	EEFUD0E221LE	—	○	2000	
	270		7.3	4.3	2.8	3.0	15	EEFUD0E271ER	—	○	2000	
			7.3	4.3	2.8	3.4	9	EEFUD0E271LE	—	○	2000	

*1: Ripple current (100 kHz/ +20 to +105 °C), *2: ESR (100 kHz/+20 °C)

*3: Please refer to the page of "Mounting Specifications".

*4: Please contact Panasonic for details of allowable 240 °C reflow condition.

Design and specifications are each subject to change without notice. Ask factory for the current technical specifications before purchase and/or use. Should a safety concern arise regarding this product, please be sure to contact us immediately.

Standard Products

Reflow *3 <260 °C>

Series & Size Code	Rated Voltage (V.DC)	Capacitance (±20 %) (μF)	Case Size			Specification		Part number	Reflow		Min. Packaging Qty (pcs)
			L (mm)	W (mm)	H (mm)	*1 Ripple current (Ar.m.s.)	*2 ESR (mΩ max.)		*4 240 °C	260 °C	
UD	4	120	7.3	4.3	2.8	3.0	15	EEFUD0G121ER	—	○	2000
			7.3	4.3	2.8	3.4	12	EEFUD0G121XE	—	○	2000
		150	7.3	4.3	2.8	3.0	15	EEFUD0G151ER	—	○	2000
			7.3	4.3	2.8	3.3	12	EEFUD0G151XE	—	○	2000
			7.3	4.3	2.8	3.4	9	EEFUD0G151LE	—	○	2000
			7.3	4.3	2.8	2.5	18	EEFUD0G181ER	—	○	2000
	180	7.3	4.3	2.8	3.4	9	EEFUD0G181LE	—	○	2000	
		6.3	100	7.3	4.3	2.8	3.0	15	EEFUD0J101ER	—	○
	7.3			4.3	2.8	3.3	12	EEFUD0J101XE	—	○	2000
	120		7.3	4.3	2.8	3.0	15	EEFUD0J121ER	—	○	2000
			7.3	4.3	2.8	3.3	12	EEFUD0J121XE	—	○	2000
			7.3	4.3	2.8	3.4	9	EEFUD0J121LR	○	—	2000
			7.3	4.3	2.8	2.5	18	EEFUD0J151ER	—	○	2000
	150	7.3	4.3	2.8	3.4	9	EEFUD0J151LR	○	—	2000	
		8	68	7.3	4.3	2.8	3.0	15	EEFUD0K680ER	—	○
	100		7.3	4.3	2.8	2.5	18	EEFUD0K101ER	—	○	2000
UE	2	270	7.3	4.3	4.2	3.3	12	EEFUE0D271ER	—	○	2000
			7.3	4.3	4.2	3.5	10	EEFUE0D271XE	—	○	2000
		330	7.3	4.3	4.2	3.3	12	EEFUE0D331ER	—	○	2000
			7.3	4.3	4.2	3.5	10	EEFUE0D331XE	—	○	2000
		390	7.3	4.3	4.2	3.3	12	EEFUE0D391ER	—	○	2000
			7.3	4.3	4.2	3.5	10	EEFUE0D391XE	—	○	2000
			7.3	4.3	4.2	3.7	7	EEFUE0D391LE	—	○	2000
			7.3	4.3	4.2	3.3	12	EEFUE0D471ER	—	○	2000
		470	7.3	4.3	4.2	3.5	10	EEFUE0D471XE	—	○	2000
			7.3	4.3	4.2	3.7	7	EEFUE0D471LE	—	○	2000
			7.3	4.3	4.2	3.3	12	EEFUE0D561ER	—	○	2000
			7.3	4.3	4.2	3.7	7	EEFUE0D561LE	—	○	2000
	2.5	220	7.3	4.3	4.2	3.3	12	EEFUE0E221ER	—	○	2000
			7.3	4.3	4.2	3.5	10	EEFUE0E221XE	—	○	2000
		270	7.3	4.3	4.2	3.3	12	EEFUE0E271ER	—	○	2000
			7.3	4.3	4.2	3.5	10	EEFUE0E271XE	—	○	2000
		330	7.3	4.3	4.2	3.3	12	EEFUE0E331ER	—	○	2000
			7.3	4.3	4.2	3.5	10	EEFUE0E331XE	—	○	2000
			7.3	4.3	4.2	3.7	7	EEFUE0E331LE	—	○	2000
			7.3	4.3	4.2	3.3	12	EEFUE0E391ER	—	○	2000
		390	7.3	4.3	4.2	3.7	7	EEFUE0E391LE	—	○	2000
			7.3	4.3	4.2	3.3	12	EEFUE0E471ER	—	○	2000
			7.3	4.3	4.2	3.7	7	EEFUE0E471LE	—	○	2000
			4	180	7.3	4.3	4.2	3.3	12	EEFUE0G181ER	—
	7.3	4.3			4.2	3.5	10	EEFUE0G181XE	—	○	2000
	220	7.3		4.3	4.2	3.3	12	EEFUE0G221ER	—	○	2000
		7.3		4.3	4.2	3.5	10	EEFUE0G221XE	—	○	2000
		7.3		4.3	4.2	3.7	7	EEFUE0G221LE	—	○	2000
		7.3		4.3	4.2	3.3	12	EEFUE0G271ER	—	○	2000
	330	7.3		4.3	4.2	3.7	7	EEFUE0G271LE	—	○	2000
		7.3		4.3	4.2	3.3	12	EEFUE0G331ER	—	○	2000
	6.3	150	7.3	4.3	4.2	3.3	12	EEFUE0J151ER	—	○	2000
			7.3	4.3	4.2	3.5	10	EEFUE0J151XE	—	○	2000
		180	7.3	4.3	4.2	3.3	12	EEFUE0J181ER	—	○	2000
			7.3	4.3	4.2	3.5	10	EEFUE0J181XE	—	○	2000
			7.3	4.3	4.2	3.7	7	EEFUE0J181LR	○	—	2000
			7.3	4.3	4.2	3.0	15	EEFUE0J221ER	—	○	2000
		220	7.3	4.3	4.2	3.7	7	EEFUE0J221LR	○	—	2000
			8	100	7.3	4.3	4.2	3.3	12	EEFUE0K101ER	—
	150	7.3		4.3	4.2	3.0	15	EEFUE0K151ER	—	○	2000



*1: Ripple current (100 kHz/ +20 to +105 °C), *2: ESR (100 kHz/+20 °C)

*3: Please refer to the page of "Mounting Specifications".

*4: Please contact Panasonic for details of allowable 240 °C reflow condition.

Looking for pricing, stock, or lifecycle information?

Click below to explore more details on WIN SOURCE:

-  [View EEFUD0D271ER on WIN SOURCE](#)
-  [Panasonic Information](#)

Optimize Your Supply Chain with WIN SOURCE Solutions

-  Global Sourcing Solution
-  Obsolete Management
-  Cost Control Management
-  Shortage Management
-  Alternative Solution
-  Excess Inventory Management