



**THE DATASHEET OF
ECW-U4393V17**



Film Chip Capacitor

Type: **ECWU(C)**

Stacked metallized PEN film dielectric with simple mold-less construction

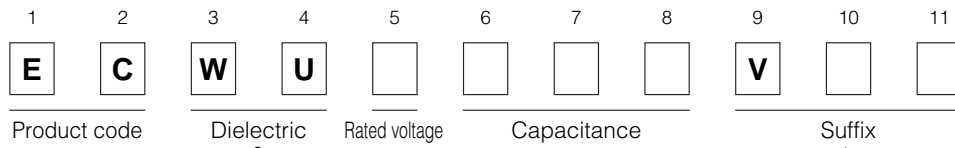
■ Features

- Small in size
- For reflow soldering

■ Recommended Applications

- DC Blocking for xDSL

■ Explanation of Part Numbers



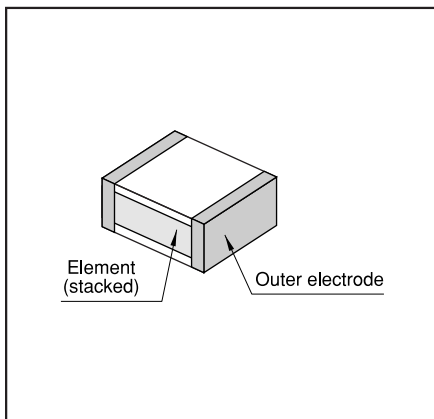
2	250VDC
4	400VDC

V16	for xDSL, Withstand voltage: 400VDC Cap. tol : ±5%
V17	for xDSL, Withstand voltage: 600VDC Cap. tol : ±5%

■ Specifications

Category temp. range (Including temperature-rise on unit surface)	-55 to +85°C	
Rated voltage	250VDC, (V16), 400VDC, (V17)	
Capacitance range	250VDC(V16)	0.001 to 0.12 μF (E12)
	400VDC(V17)	0.001 to 0.15 μF (E12)
Capacitance tolerance	±5%(J)	
Withstand voltage	Between terminals 250VDC(V16) : 400VDC 60s 400VDC(V17) : 600VDC 60s	
Dissipation factor	≤1.0%(20°C, 1kHz)	
Insulation resistance	≥3000MΩ(20°C, 100VDC, 60s)	
Soldering conditions	Reflow soldering 240°C max. and 60 sec max. at more than 220°C (Temp. at cap. surface)	

■ Construction



■ Dimensions in mm (not to scale)

Size code	L	W	H
E1	4.8	3.3	1.4
E2	4.8	3.3	2.0
E3a	4.8	3.3	2.4
E3	4.8	3.3	2.8
D2	6.0	4.1	2.0
D3	6.0	4.1	2.4
D4	6.0	4.1	2.8
D5	6.0	4.1	3.2
B	6.0	5.0	※
Z	7.1	5.0	
Y	7.1	6.3	
V	9.8	6.3	
U	9.8	8.0	

* To be applied only for size code Z & Y
 ** To be applied only for size code V & U
 *** To be applied only for size code B, Z, Y, V & U

※ Refer to the column "Rating, Dimensions & Quantity".

■ Taping Specification for Automatic Mounting

Refer to the taping specification.

■ Rating, Dimensions & Quantity/Reel

● Capacitance tolerance : $\pm 5\%$ (J)

Cap. (μF)	Rated volt. 250VDC					Rated volt. 400VDC						
	Part No	Dimensions (mm)			Size code	Q'ty	Part No	Dimensions (mm)			Size code	Q'ty
		L	W	H				L	W	H		
0.001	ECWU2102V16	4.8	3.3	1.4	E1	3,000	ECWU4102V17	4.8	3.3	1.4	E1	3,000
0.0012	ECWU2122V16	4.8	3.3	1.4	E1		ECWU4122V17	4.8	3.3	1.4	E1	
0.0015	ECWU2155V16	4.8	3.3	1.4	E1		ECWU4155V17	4.8	3.3	1.4	E1	
0.0018	ECWU2182V16	4.8	3.3	1.4	E1		ECWU4182V17	4.8	3.3	1.4	E1	
0.0022	ECWU2222V16	4.8	3.3	1.4	E1		ECWU4222V17	4.8	3.3	1.4	E1	
0.0027	ECWU2272V16	4.8	3.3	1.4	E1		ECWU4272V17	4.8	3.3	1.4	E1	
0.0033	ECWU2332V16	4.8	3.3	1.4	E1		ECWU4332V17	4.8	3.3	1.4	E1	
0.0039	ECWU2392V16	4.8	3.3	1.4	E1		ECWU4392V17	4.8	3.3	1.4	E1	
0.0047	ECWU2472V16	4.8	3.3	1.4	E1		ECWU4472V17	4.8	3.3	1.4	E1	
0.0056	ECWU2562V16	4.8	3.3	1.4	E1		ECWU4562V17	4.8	3.3	2.0	E2	
0.0068	ECWU2682V16	4.8	3.3	1.4	E1		ECWU4682V17	4.8	3.3	2.0	E2	
0.0082	ECWU2822V16	4.8	3.3	1.4	E1		ECWU4822V17	4.8	3.3	2.4	E3a	
0.01	ECWU2103V16	4.8	3.3	1.4	E1		ECWU4103V17	4.8	3.3	2.8	E3	
0.012	ECWU2123V16	4.8	3.3	1.4	E1		ECWU4123V17	6.0	4.1	2.0	D2	
0.015	ECWU2153V16	4.8	3.3	1.4	E1		ECWU4153V17	6.0	4.1	2.4	D3	
0.018	ECWU2183V16	4.8	3.3	2.0	E2	ECWU4183V17	6.0	4.1	2.8	D4		
0.022	ECWU2223V16	4.8	3.3	2.0	E2	ECWU4223V17	6.0	4.1	3.2	D5		
0.027	ECWU2273V16	4.8	3.3	2.4	E3a	ECWU4273V17	6.0	5.0	3.0	B		
0.033	ECWU2333V16	4.8	3.3	2.8	E3	ECWU4333V17	6.0	5.0	3.6	B		
0.039	ECWU2393V16	6.0	4.1	2.0	D2	ECWU4393V17	7.1	5.0	3.2	Z		
0.047	ECWU2473V16	6.0	4.1	2.4	D3	ECWU4473V17	7.1	5.0	3.8	Z		
0.056	ECWU2563V16	6.0	4.1	2.8	D4	ECWU4563V17	7.1	6.3	3.6	Y		
0.068	ECWU2683V16	6.0	4.1	3.2	D5	ECWU4683V17	7.1	6.3	4.4	Y		
0.082	ECWU2823V16	6.0	5.0	3.2	B	ECWU4823V17	9.8	6.3	3.4	V		
0.1	ECWU2104V16	6.0	5.0	3.8	B	ECWU4104V17	9.8	6.3	4.0	V		
0.12	ECWU2124V16	6.0	5.0	4.5	B	ECWU4124V17	9.8	8.0	3.8	U		
0.15						ECWU4154V17	9.8	8.0	4.6	U		

■ Recommended for Land Dimensions (mm)

Electrode

Land

A



B

C

Size code	Land dimensions for reflow soldering		
	A	B	C
E1, E2, E3a, E3	2.6	6.6	3.0
D2, D3, D4, D5	3.8	7.8	3.8
B	3.8	7.8	4.6
Z	4.5	9.0	4.6
Y	4.5	9.0	5.7
V	7.2	11.9	5.7
U	7.2	11.9	7.2

Looking for pricing, stock, or lifecycle information?

Click below to explore more details on WIN SOURCE:

-  [View ECW-U4393V17 on WIN SOURCE](#)
-  [Panasonic Information](#)

Optimize Your Supply Chain with WIN SOURCE Solutions

-  Global Sourcing Solution
-  Obsolete Management
-  Cost Control Management
-  Shortage Management
-  Alternative Solution
-  Excess Inventory Management