

Stacked Metallized PEN Film Chip Capacitor

Type : **ECWU(V16)**

Stacked metallized PEN film dielectric with simple moldless construction



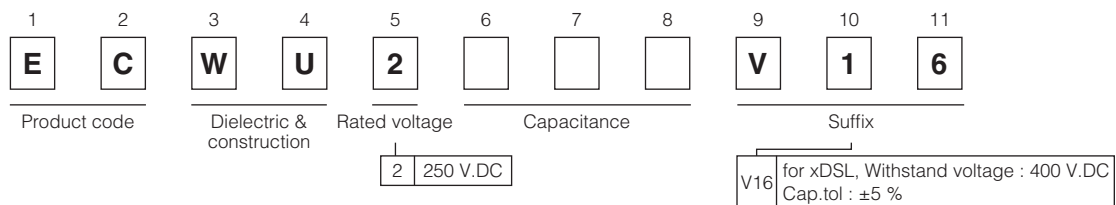
Features

- Small in size
- For reflow soldering
- RoHS directive compliant

Recommended applications

- DC Blocking for xDSL

Explanation of part number

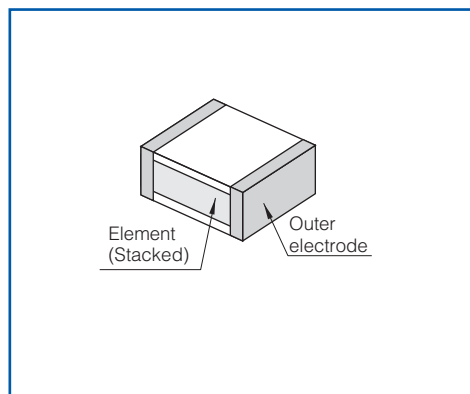


Specifications

Category temp. range (Including temperature-rise on unit surface)	- 55 °C to +85 °C
Rated voltage	250 V.DC
Capacitance range	0.0010 μF to 0.12 μF (E12)
Capacitance tolerance	±5 % (J)
Dissipation factor (tan δ)	tan δ ≤ 1.0 % (20 °C, 1 kHz)
Withstand voltage	Between terminals : 400 V.DC, 60 s
Insulation resistance (IR)	IR ≥ 3000 MΩ (20 °C, 100 V.DC, 60 s)
Soldering conditions	Reflow soldering : 250 °C max. and 60 s max. at more than 220 °C (Temp. at capacitor surface)

- * Application of this capacitor is limited to DC Blocking for xDSL, such as ADSL.
- * Please consult us for 400 V.DC rating product.

Construction



Dimensions

Unit : mm

Size code	L	W	H
E1	4.8	3.3	1.4
E2	4.8	3.3	2.0
E3a	4.8	3.3	2.4
E3	4.8	3.3	2.8
D2	6.0	4.1	2.0
D3	6.0	4.1	2.4
D4	6.0	4.1	2.8
D5	6.0	4.1	3.2
B	6.0	5.0	*

* To be applied only for size code B

* Refer to the column "Rating, Dimensions & Quantity".

Taping specification for automatic mounting

Refer to the page of taping specifications

Rating · Dimensions · Quantity

- Capacitance tolerance : $\pm 5\%$ (J)

Capacitance (μF)	Rated voltage 250 V.DC					Size code	Q'ty
	Part No.	Dimensions (mm)					
		L	W	H			
0.0010	ECWU2102V16	4.8	3.3	1.4	E1	3000	
0.0012	ECWU2122V16	4.8	3.3	1.4	E1		
0.0015	ECWU2152V16	4.8	3.3	1.4	E1		
0.0018	ECWU2182V16	4.8	3.3	1.4	E1		
0.0022	ECWU2222V16	4.8	3.3	1.4	E1		
0.0027	ECWU2272V16	4.8	3.3	1.4	E1		
0.0033	ECWU2332V16	4.8	3.3	1.4	E1		
0.0039	ECWU2392V16	4.8	3.3	1.4	E1		
0.0047	ECWU2472V16	4.8	3.3	1.4	E1		
0.0056	ECWU2562V16	4.8	3.3	1.4	E1		
0.0068	ECWU2682V16	4.8	3.3	1.4	E1		
0.0082	ECWU2822V16	4.8	3.3	1.4	E1		
0.010	ECWU2103V16	4.8	3.3	1.4	E1		
0.012	ECWU2123V16	4.8	3.3	1.4	E1		
0.015	ECWU2153V16	4.8	3.3	1.4	E1		
0.018	ECWU2183V16	4.8	3.3	2.0	E2		
0.022	ECWU2223V16	4.8	3.3	2.0	E2		
0.027	ECWU2273V16	4.8	3.3	2.4	E3a	2000	
0.033	ECWU2333V16	4.8	3.3	2.8	E3		
0.039	ECWU2393V16	6.0	4.1	2.0	D2	3000	
0.047	ECWU2473V16	6.0	4.1	2.4	D3	2000	
0.056	ECWU2563V16	6.0	4.1	2.8	D4		
0.068	ECWU2683V16	6.0	4.1	3.2	D5	1500	
0.082	ECWU2823V16	6.0	5.0	3.2	B		
0.10	ECWU2104V16	6.0	5.0	3.8	B		
0.12	ECWU2124V16	6.0	5.0	4.5	B		

Recommended for land dimensions

The diagram shows a top-down view of a capacitor land. It features two rectangular electrodes on a central land. Dimension 'A' is the width of the land between the electrodes. Dimension 'B' is the total width including both electrodes. Dimension 'C' is the height of the land. The label 'Electrode' points to one of the rectangular pads.



Unit : mm

Size code	Land dimensions		
	Reflow soldering		
	A	B	C
E1, E2, E3a, E3	2.6	6.6	3.0
D2, D3, D4, D5	3.8	7.8	3.8
B	3.8	7.8	4.6

* It is not warrantable that you can mount the capacitor without trouble under all the mounting condition when "Recommender for Land dimensions" is adopted.

Looking for pricing, stock, or lifecycle information?

Click below to explore more details on WIN SOURCE:

-  [View ECW-U2332V16 on WIN SOURCE](#)
-  [Panasonic Information](#)

Optimize Your Supply Chain with WIN SOURCE Solutions

-  Global Sourcing Solution
-  Obsolete Management
-  Cost Control Management
-  Shortage Management
-  Alternative Solution
-  Excess Inventory Management