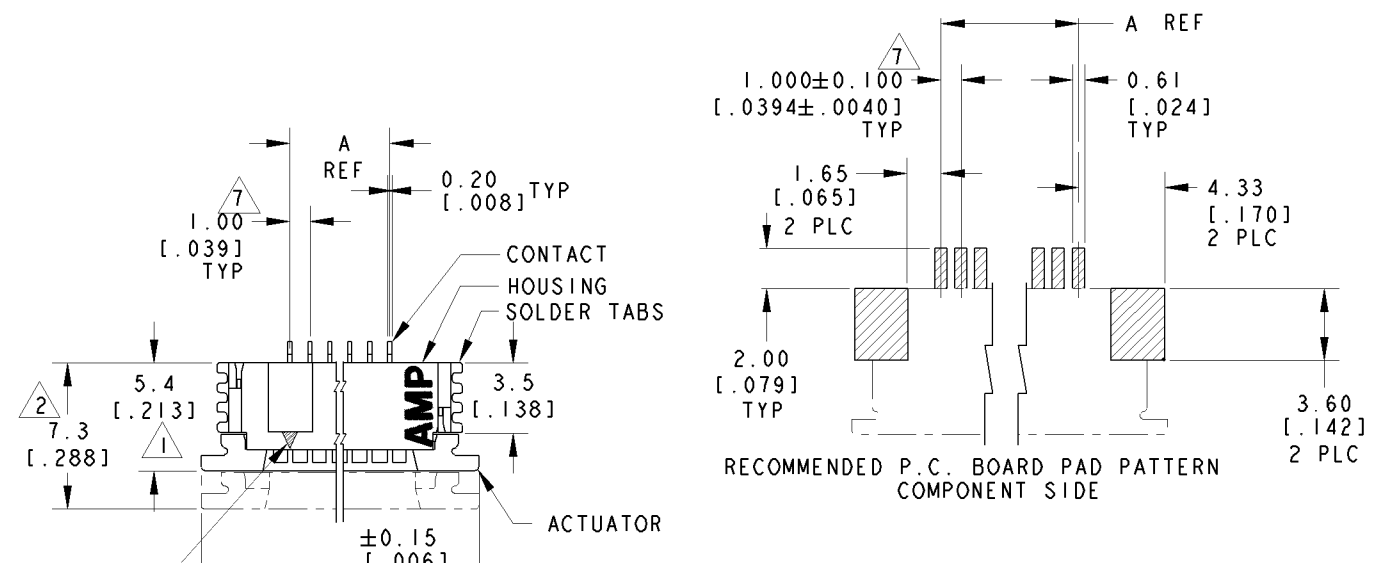


LOC	DIST	REVISIONS			
P	LTR	DESCRIPTION	DATE	DWN	APVD
DY	-	A2 REVISED ECR-09-025058	7MAY10	LYM	LSF

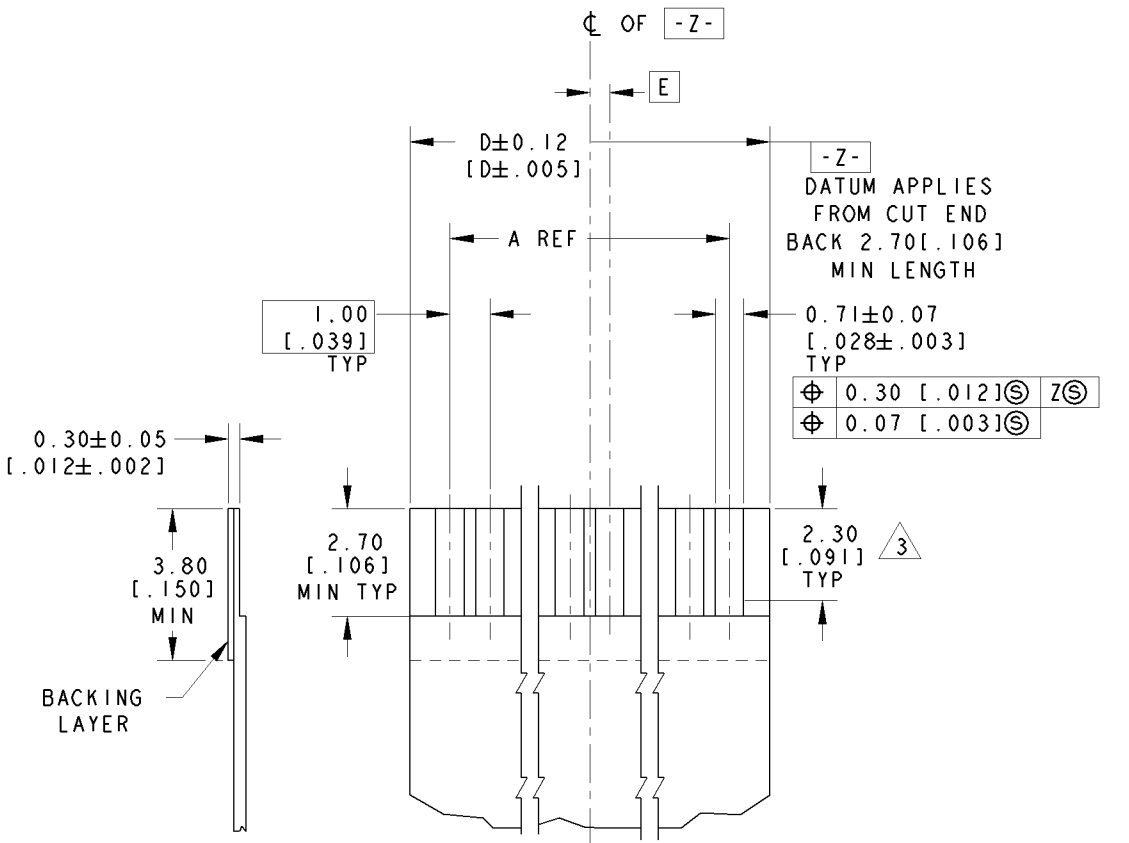
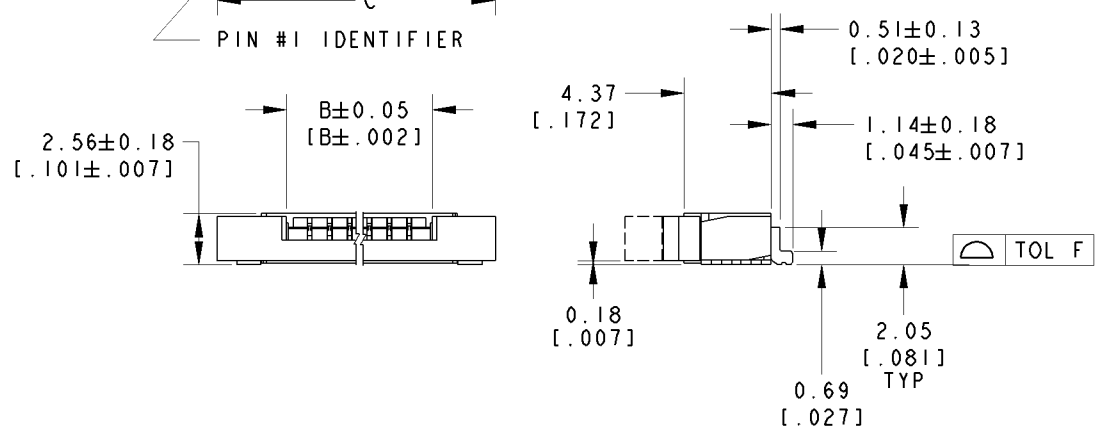
D
C
B
A

D
C
B
A



RECOMMENDED P.C. BOARD PAD PATTERN COMPONENT SIDE

- 1 DIMENSION APPLIES WHEN ACTUATOR IS IN CLOSED POSITION.
- 2 DIMENSION APPLIES WHEN ACTUATOR IS IN OPEN POSITION.
- 3 MAXIMUM ENGAGEMENT LENGTH TO CONTACT POINT.
- 4 CONTACTS: 0.002[.00008] MIN. TIN OVER 0.00127[.000050] MIN. NICKEL.
- 5 SOLDER TABS: 0.00127[.000050] MIN. TIN.
- 6 PACKAGE PER EIA 481 SPECIFICATION.
- 7 TOLERANCE NON-CUMULATIVE.
- 8 MATERIAL: CONTACT: PHOSPHOR BRONZE.
SOLDER TABS: PHOSPHOR BRONZE.
HOUSING: GLASS REINFORCED POLYESTER (LCP), UL 94V-0, COLOR-NATURAL.
ACTUATOR: GLASS REINFORCED NYLON (PPA), UL 94V-0 OR GLASS REINFORCED PPS, UL 94V-0, COLOR-BLACK.



RECOMMENDED FPC LAYOUT SCALE 8:1

.50	31.00 [1.221]	37.92 [1.492]	31.18 [1.228]	29.0 [1.142]	30	3- 84953- 0
-	30.00 [1.181]	36.92 [1.454]	30.18 [1.188]	28.0 [1.102]	29	2- 84953- 9
.50	29.00 [1.142]	35.92 [1.414]	29.18 [1.149]	27.0 [1.063]	28	2- 84953- 8
-	28.00 [1.102]	34.92 [1.375]	28.18 [1.109]	26.0 [1.024]	27	2- 84953- 7
.50	27.00 [1.063]	33.92 [1.335]	27.18 [1.070]	25.0 [0.984]	26	2- 84953- 6
-	26.00 [1.024]	32.92 [1.296]	26.18 [1.031]	24.0 [0.945]	25	2- 84953- 5
.50	25.00 [0.984]	31.92 [1.257]	25.18 [0.991]	23.0 [0.906]	24	2- 84953- 4
-	24.00 [0.945]	30.92 [1.217]	24.18 [0.952]	22.0 [0.866]	23	2- 84953- 3
.50	23.00 [0.906]	29.92 [1.179]	23.18 [0.913]	21.0 [0.827]	22	2- 84953- 2
-	22.00 [0.866]	28.92 [1.139]	22.18 [0.873]	20.0 [0.787]	21	2- 84953- 1
.50	21.00 [0.827]	27.92 [1.099]	21.18 [0.834]	19.0 [0.748]	20	2- 84953- 0
-	20.00 [0.787]	26.92 [1.060]	20.18 [0.794]	18.0 [0.709]	19	1- 84953- 9
.50	19.00 [0.748]	25.92 [1.020]	19.18 [0.755]	17.0 [0.669]	18	1- 84953- 8
-	18.00 [0.709]	24.92 [0.981]	18.18 [0.716]	16.0 [0.630]	17	1- 84953- 7
.50	17.00 [0.669]	23.92 [0.942]	17.18 [0.676]	15.0 [0.591]	16	1- 84953- 6
-	16.00 [0.630]	22.92 [0.902]	16.18 [0.637]	14.0 [0.551]	15	1- 84953- 5
.50	15.00 [0.591]	21.92 [0.863]	15.18 [0.598]	13.0 [0.512]	14	1- 84953- 4
-	14.00 [0.551]	20.92 [0.824]	14.18 [0.558]	12.0 [0.472]	13	1- 84953- 3
.50	13.00 [0.512]	19.92 [0.784]	13.18 [0.519]	11.0 [0.433]	12	1- 84953- 2
-	12.00 [0.472]	18.92 [0.745]	12.18 [0.480]	10.0 [0.394]	11	1- 84953- 1
.50	11.00 [0.433]	17.92 [0.705]	11.18 [0.440]	9.0 [0.354]	10	1- 84953- 0
-	10.00 [0.394]	16.92 [0.666]	10.18 [0.401]	8.0 [0.315]	9	84953- 9
.50	9.00 [0.354]	15.92 [0.627]	9.18 [0.361]	7.0 [0.276]	8	84953- 8
-	8.00 [0.315]	14.92 [0.587]	8.18 [0.322]	6.0 [0.236]	7	84953- 7
.50	7.00 [0.276]	13.92 [0.548]	7.18 [0.283]	5.0 [0.197]	6	84953- 6
-	6.00 [0.236]	12.92 [0.509]	6.18 [0.243]	4.0 [0.157]	5	84953- 5
.50	5.00 [0.197]	11.92 [0.469]	5.18 [0.204]	3.0 [0.118]	4	84953- 4

THIS DRAWING IS A CONTROLLED DOCUMENT FOR AMP INCORPORATED. IT IS SUBJECT TO CHANGE AND THE CONTROLLING ENGINEERING ORGANIZATION SHOULD BE CONTACTED FOR THE LATEST REVISION.		DWN WYLEE 14MAY2003	Tyco Electronics Corporation Singapore	
DIMENSIONS - mm [INCHES]		CHK SF LEONG	NAME I mm FPC CONNECTOR, HORIZONTAL, SURFACE-MOUNT, TOP CONTACT LEAD FREE VERSION	
TOLERANCES UNLESS OTHERWISE SPECIFIED:		APVD SF LEONG	SIZE A2	
0 PLC ±		PRODUCT SPEC 108-1393	CAGE CODE 00779	
1 PLC ±0.2 [.008]		APPLICATION SPEC 114-1072	DRAWING NO C=84953	
2 PLC ±0.1 [.004]		WEIGHT -	SCALE 4:1	
3 PLC ±		CUSTOMER DRAWING	SHEET 1 OF 1	
4 PLC ±			REV A2	
ANGLES ±				
FINISH				

Looking for pricing, stock, or lifecycle information?

Click below to explore more details on WIN SOURCE:

 [View 1-84953-8 on WIN SOURCE](#)

 [TE Connectivity](#) Information

Optimize Your Supply Chain with WIN SOURCE Solutions

-  Global Sourcing Solution
-  Obsolete Management
-  Cost Control Management
-  Shortage Management
-  Alternative Solution
-  Excess Inventory Management