



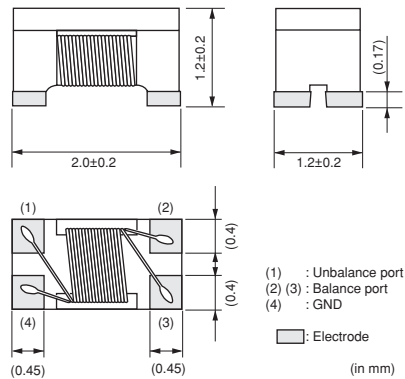
**THE DATASHEET OF
DXW21BN7511TL**



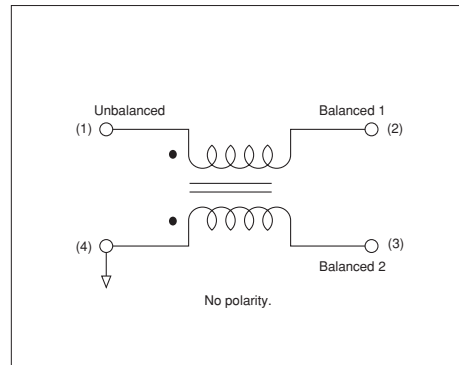
Microchip Transformer (Balun) Wire Wound Type

DXW21B Series (0805 Size)

■ Dimensions



■ Equivalent Circuit



■ Packaging

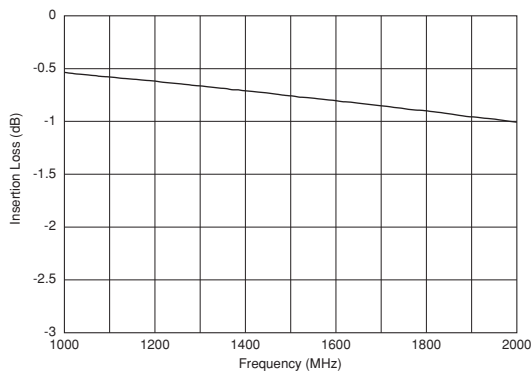
Code	Packaging	Minimum Quantity
L	180mm Embossed Tape	2000
K	330mm Embossed Tape	10000
B	Bulk(Bag)	500

■ Rated Value (□: packaging code)

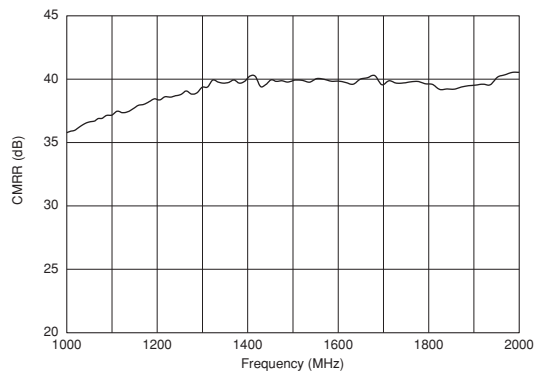
Part Number	Frequency Range	Port Impedance	Insertion Loss at Freq. Range (max.)	CMRR at Freq. Range (min.)	Rated Power	Operating Temperature Range
DXW21BN7511S□	1 to 1.5GHz	75 ohm - 75 ohm	1.4dB	20dB	27dBm	-40 to +85°C
DXW21BN7511T□	50 to 870MHz	75 ohm - 75 ohm	1.0dB	20dB	27dBm	-40 to +85°C

Only for reflow soldering.

■ Insertion Loss Characteristics DXW21BN7511S



■ CMRR Characteristics DXW21BN7511S




Continued on the following page.

● This data sheet is applied for Micro Chip Transformer used for General Electronics equipment for your design.

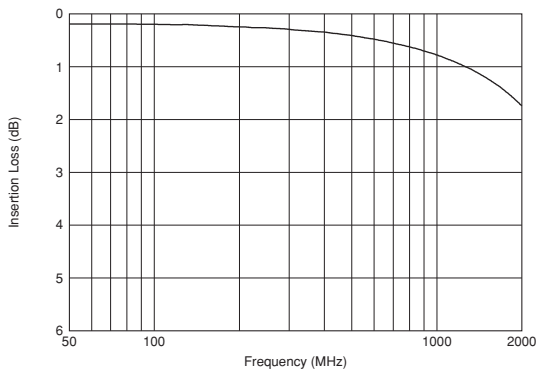
⚠ Note:

1. This datasheet is downloaded from the website of Murata Manufacturing co., ltd. Therefore, it's specifications are subject to change or our products in it may be discontinued without advance notice. Please check with our sales representatives or product engineers before ordering.
2. This datasheet has only typical specifications because there is no space for detailed specifications. Therefore, please approve our product specifications or transact the approval sheet for product specifications before ordering.

 Continued from the preceding page.

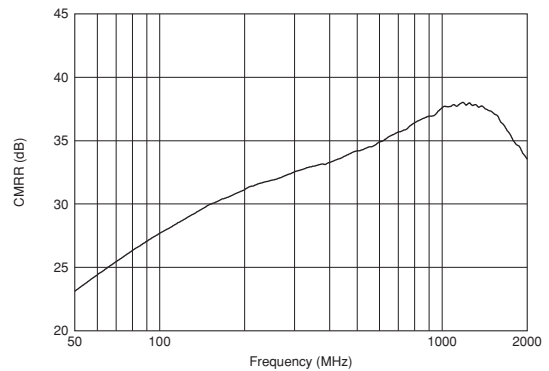
■ Insertion Loss Characteristics

DXW21BN7511T



■ CMRR Characteristics

DXW21BN7511T



■ ⚠ Caution/Notice

⚠ Caution (Rating)

Do not use products beyond the rated current and rated voltage as this may create excessive heat and deteriorate the insulation resistance.

Notice

Solderability of Tin plating termination chip might be deteriorated when low temperature soldering profile where peak solder temperature is below the Tin melting point is used. Please confirm the solderability of Tin plating termination chip before use.

● This data sheet is applied for Micro Chip Transformer used for General Electronics equipment for your design.

⚠ Note:

1. This datasheet is downloaded from the website of Murata Manufacturing co., ltd. Therefore, it's specifications are subject to change or our products in it may be discontinued without advance notice. Please check with our sales representatives or product engineers before ordering.
2. This datasheet has only typical specifications because there is no space for detailed specifications. Therefore, please approve our product specifications or transact the approval sheet for product specifications before ordering.

Looking for pricing, stock, or lifecycle information?

Click below to explore more details on WIN SOURCE:

- [View DXW21BN7511TL on WIN SOURCE](#)
- [Murata Electronics North America Information](#)

Optimize Your Supply Chain with WIN SOURCE Solutions

- ✓ Global Sourcing Solution
- ✓ Obsolete Management
- ✓ Cost Control Management
- ✓ Shortage Management
- ✓ Alternative Solution
- ✓ Excess Inventory Management