



**THE DATASHEET OF  
DSSK70-008A**



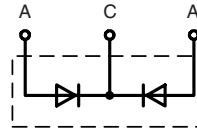
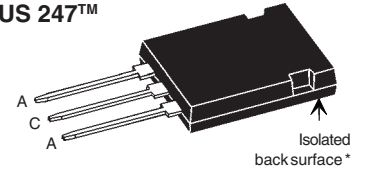
# Power Schottky Rectifier with common cathode

$$I_{FAV} = 2 \times 35 \text{ A}$$

$$V_{RRM} = 80 \text{ V}$$

$$V_F = 0.64 \text{ V}$$

| $V_{RSM}$ | $V_{RRM}$ | Type          |
|-----------|-----------|---------------|
| V         | V         |               |
| 80        | 80        | DSSK 70-008AR |


**ISOPLUS 247™**


C = Cathode, A = Anode

| Symbol         | Conditions   | Maximum Ratings |                  |
|----------------|--|-----------------|------------------|
| $I_{FRMS}$     |  | 70              | A                |
| $I_{FAV}$      | $T_C = 150^\circ\text{C}$ ; rectangular, $d = 0.5$   | 35              | A                |
| $I_{FAV}$      | $T_C = 150^\circ\text{C}$ ; rectangular, $d = 0.5$ ; per device                                | 70              | A                |
| $I_{FSM}$      | $T_{VJ} = 45^\circ\text{C}$ ; $t_p = 10 \text{ ms}$ (50 Hz), sine                              | 600             | A                |
| $E_{AS}$       | $I_{AS} = 35 \text{ A}$ ; $L = 100 \mu\text{H}$ ; $T_{VJ} = 25^\circ\text{C}$ ; non repetitive | 61              | mJ               |
| $I_{AR}$       | $V_A = 1.5 \cdot V_{RRM}$ typ.; $f = 10 \text{ kHz}$ ; repetitive                              | 3.5             | A                |
| $(dv/dt)_{cr}$ |  | tdb             | V/ $\mu\text{s}$ |
| $T_{VJ}$       |  | -55...+175      | $^\circ\text{C}$ |
| $T_{VJM}$      |  | 175             | $^\circ\text{C}$ |
| $T_{stg}$      |  | -55...+150      | $^\circ\text{C}$ |
| $P_{tot}$      | $T_C = 25^\circ\text{C}$   | 190             | W                |
| $F_C$          | mounting force with clip   | 20...120        | N                |
| $V_{ISOL}$     | 50/60 Hz, RMS; $t = 1 \text{ s}$   | 3000            | V~               |
| Weight         | typical  | 6               | g                |

**Features**

- International standard package
- Very low  $V_F$
- Extremely low switching losses
- Low  $I_{RM}$ -values
- Isolated and UL registered E153432

**Applications**

- Rectifiers in switch mode power supplies (SMPS)
- Free wheeling diode in low voltage converters

**Advantages**

- High reliability circuit operation
- Low voltage peaks for reduced protection circuits
- Low noise switching
- Low losses

Dimensions see Outlines.pdf

| Symbol     | Conditions  | Characteristic Values |        |
|------------|---|-----------------------|--------|
|            |   | typ.                  | max.   |
| $I_R$ ①    | $V_R = V_{RRM}$ ; $T_{VJ} = 25^\circ\text{C}$       |                       | 4 mA   |
|            | $V_R = V_{RRM}$ ; $T_{VJ} = 125^\circ\text{C}$      |                       | 10 mA  |
| $V_F$      | $I_F = 35 \text{ A}$ ; $T_{VJ} = 125^\circ\text{C}$ |                       | 0.64 V |
|            | $I_F = 35 \text{ A}$ ; $T_{VJ} = 25^\circ\text{C}$  |                       | 0.76 V |
|            | $I_F = 70 \text{ A}$ ; $T_{VJ} = 125^\circ\text{C}$ |                       | 0.80 V |
| $R_{thJC}$ |   | 0.25                  | 0.8 KW |
| $R_{thCH}$ |   |                       | KW     |

Pulse test: ① Pulse Width = 5 ms, Duty Cycle < 2.0 %  
Data according to IEC 60747 and per diode unless otherwise specified

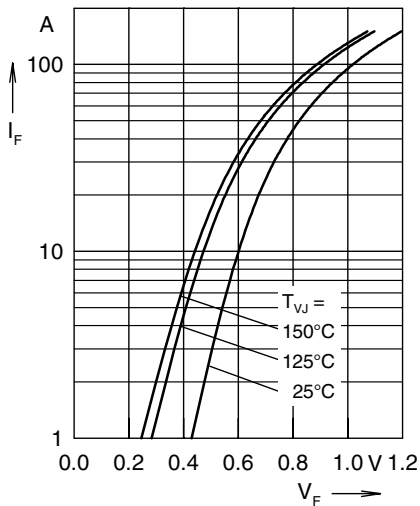


Fig. 1 Max. forward voltage drop characteristics

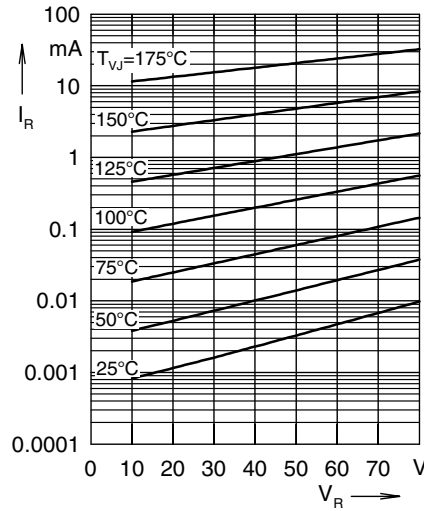


Fig. 2 Typ. reverse current  $I_R$  versus reverse voltage

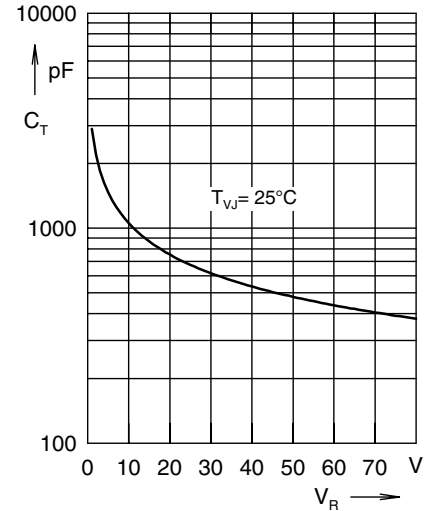


Fig. 3 Typ. junction capacitance  $C_T$  vs. reverse voltage  $V_R$

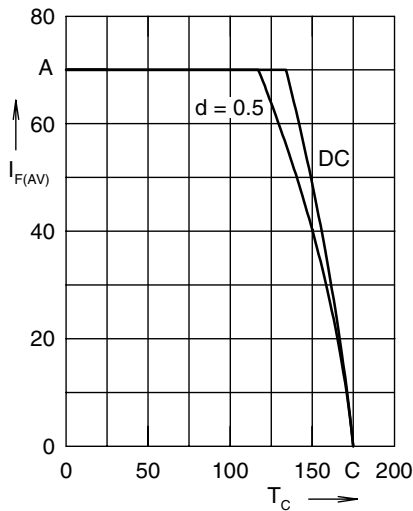


Fig. 4 Avg. forward current  $I_{F(AV)}$  vs. case temperature  $T_C$

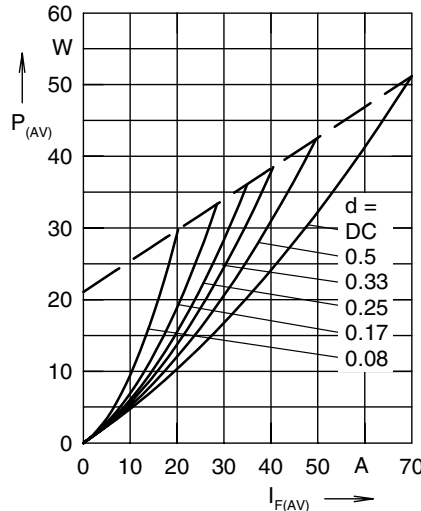


Fig. 5 Forward power loss characteristics

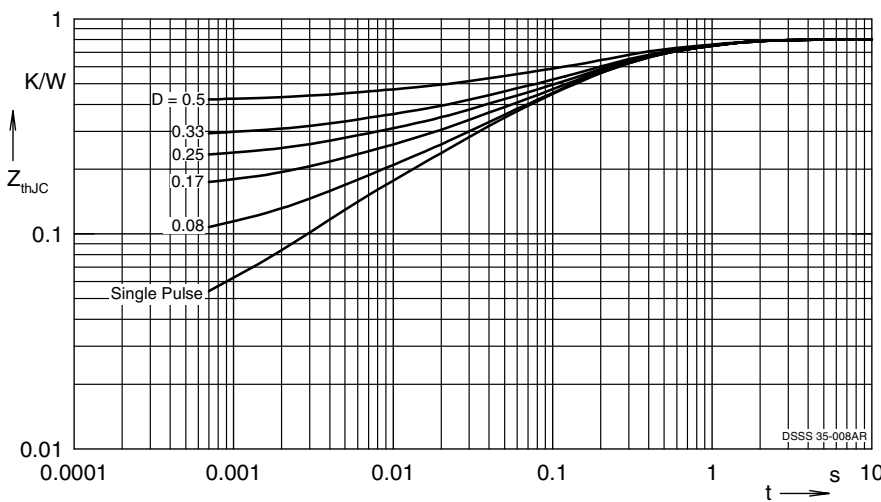




Fig. 6 Transient thermal impedance junction to case at various duty cycles







Note: All curves are per diode

## Looking for pricing, stock, or lifecycle information?

Click below to explore more details on WIN SOURCE:

-  [View DSSK70-008A on WIN SOURCE](#)
-  [IXYS Information](#)

## Optimize Your Supply Chain with WIN SOURCE Solutions

-  Global Sourcing Solution
-  Obsolete Management
-  Cost Control Management
-  Shortage Management
-  Alternative Solution
-  Excess Inventory Management