



**THE DATASHEET OF
TFI153-1250-15_20MM**





TET ESTEL AS
ESTONIA

May
2016

Series
TFI153-1250

High Frequency Inverter grade
Capsule Thyristor
Type TFI153-1250

Low switching losses
Low reverse recovery charge
Distributed amplified gate for high di/dt

Maximum mean on-state current	I_{TAV}	1250 A						
Maximum repetitive peak off-state and reverse voltage	U_{DRM}	800 ÷ 1500 V						
Turn-off time	U_{RRM}	16; 20; 25 ; 32 μs						
	t_q							
U_{DRM}, U_{RRM}, V	800	900	1000	1100	1200	1300	1400	1500
Voltage code	8	9	10	11	12	13	14	15
$T_{vj}, ^\circ C$	- 60 ÷ 125							

MAXIMUM ALLOWABLE RATINGS

Symbols and parameters		Units	TFI153-1250	Conditions
I_{TAV}	Mean on-state current	A	1250 1600	$T_c=75^\circ C$, $T_c=55^\circ C$, 180° half-sine wave, 50 Hz
I_{TRMS}	RMS on-state current	A	1960	$T_c=75^\circ C$
I_{TSM}	Surge on-state current	kA	22,0 25,0	$T_{vj}=125^\circ C$ $T_{vj}=25^\circ C$
I^2t	Limiting load integral	kA^2s	2420 3125	$T_{vj}=125^\circ C$ $T_{vj}=25^\circ C$ tp=10 ms $U_R=0$
U_{DRM}, U_{RRM}	Repetitive peak off-state and reverse voltage	V	800÷1500	$T_j \min \leq T_{vj} \leq T_{jM}$ 180° half-sine wave, 50 Hz Gate open
U_{DSM}, U_{RSM}	Non-repetitive peak off-state and reverse voltage	V	880÷1600	$T_j \min \leq T_{vj} \leq T_{jM}$ 180° half-sine wave tp=10 ms, Single pulse Gate open
(di/dt) crit	Critical rate of rise of on-state current : non - repetitive repetitive	A/ μ s	2000 1250	$T_{vj}=125^\circ C$; $U_D=0,67 U_{DRM}$, Gate pulse : 10V, 5 Ω , 1 μ s rise time, 10 μ s
U_{RGM}	Peak reverse gate voltage	V	5	$T_j \min \leq T_{vj} \leq T_{jM}$
T_{stg}	Storage temperature	$^\circ C$	-60÷80	
T_{vj}	Junction temperature	$^\circ C$	-60÷125	

CHARACTERISTICS

U_{TM}	Peak on-state voltage	V	2,1	$T_{vj}=25^\circ C$, $I_{TM}=3,14 I_{TAV}$
$U_{T(To)}$	Threshold voltage	V	1,16	$T_{vj}=125^\circ C$
R_T	On-state slope resistance	m Ω	0,23	1,57 $I_{TAV} < I_T < 4,71 I_{TAV}$
I_{DRM} I_{RRM}	Repetitive peak off-state and reverse current	mA	80 80	$T_{vj}=125^\circ C$, $U_D = U_{DRM}$ $U_R = U_{RRM}$

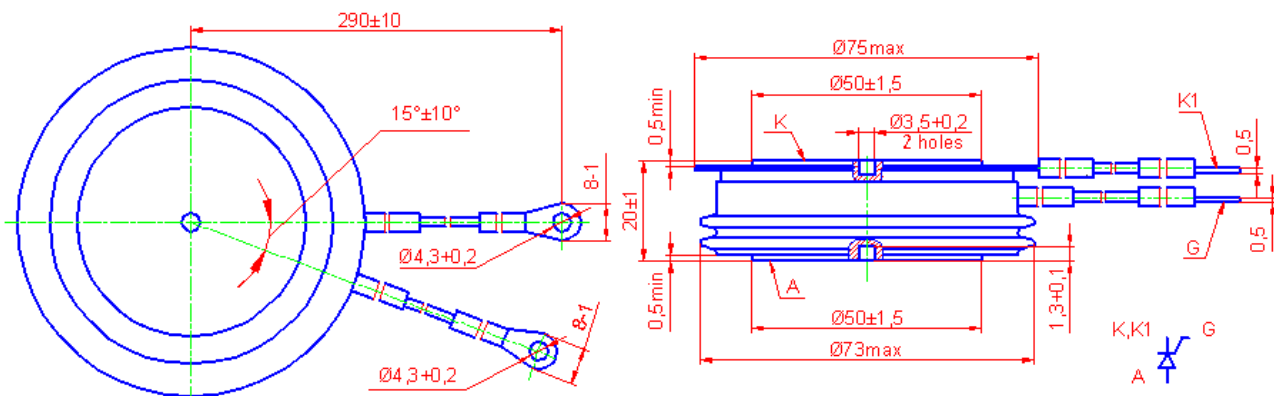
CHARACTERISTICS

Symbols and parameters		Units	TFI153-1250	Conditions
I_L	Latching current	A	10	$T_{vj}=25^{\circ}\text{C}, U_D=12\text{V}$ Gate pulse : 10V, 5 Ω , 1 μs rise time, 10 μs
I_H	Holding current	A	0,5	$T_{vj}=25^{\circ}\text{C}, U_D=12\text{V}, \text{Gate open}$
U_{GT}	Gate trigger direct voltage	V	2,5 5,0	$T_{vj}=25^{\circ}\text{C},$ $T_{vj}=-60^{\circ}\text{C}$
I_{GT}	Gate trigger direct current	A	0,3 0,85	$T_{vj}=25^{\circ}\text{C},$ $T_{vj}=-60^{\circ}\text{C}$
U_{GD}	Gate non-trigger direct voltage	V	0,25	$T_{vj}=125^{\circ}\text{C}, U_D = 0,67 U_{DRM}$
I_{GD}	Gate non-trigger direct current	mA	10	Direct gate current
tgd	Delay time	μs	2,0	$T_{vj}=25^{\circ}\text{C}, U_D=500\text{V}$ $I_{TM} = 1250 \text{ A}$
tgt	Turn-on time	μs	3,2	Gate pulse : 10V, 5 Ω , 1 μs rise time, 10 μs
tq	Turn-off time	μs	16÷32 20÷40	$T_{vj}=125^{\circ}\text{C}, I_{TM}=1250 \text{ A}$ $di_R/dt = 10 \text{ A}/\mu\text{s}, U_R=100\text{V}$ $U_D = 0,67 U_{DRM}$ $du_D/dt=50 \text{ V}/\mu\text{s}$ $du_D/dt=200 \text{ V}/\mu\text{s}$
Qrr	Recovered charge	μC	300	
trr	Reverse recovery time	μs	4,5	$T_{vj}=125^{\circ}\text{C}, I_{TM}=1250 \text{ A}$
Irrm	Peak reverse recovery current	A	135	$di_R/dt = 50 \text{ A}/\mu\text{s}, U_R=100\text{V}$
(du_D/dt)crit	Critical rate of rise of off-state voltage	V/ μs	500 1000	$T_{vj}=125^{\circ}\text{C}, U_D = 0,67 U_{DRM}$ Gate open
Rthjc	Thermal resistance junction to case	$^{\circ}\text{C}/\text{W}$	0,021	Direct current, double side cooled

ORDERING

	TFI	153	1250	14	7	6	2	
	1	2	3	4	5	6	7	



- Fast thyristor with interdigitated gate structure.
- Design version.
- Mean on-state current, A.
- Voltage code (14=1400 V).
- Critical rate of rise of off-state voltage ($6 \geq 500 \text{ V}/\mu\text{s}$, $7 \geq 1000 \text{ V}/\mu\text{s}$).
- Group of turn-off time ($du_D/dt=50 \text{ V}/\mu\text{s}$, $4 \leq 32 \mu\text{s}$, $5 \leq 25 \mu\text{s}$, $6 \leq 20 \mu\text{s}$, $7 \leq 16 \mu\text{s}$).
- Group of turn-on time ($2 \leq 3,2 \mu\text{s}$).



Mounting force : 19 ÷ 28 kN
Weight : 480 grams

Looking for pricing, stock, or lifecycle information?

Click below to explore more details on WIN SOURCE:

-  [View TF1153-1250-15_20mm on WIN SOURCE](#)
-  [TET Estel Information](#)

Optimize Your Supply Chain with WIN SOURCE Solutions

-  Global Sourcing Solution
-  Obsolete Management
-  Cost Control Management
-  Shortage Management
-  Alternative Solution
-  Excess Inventory Management