



THE DATASHEET OF
6187R1KL1.0LF



Model 6180 Series

Precision Potentiometer / Position Sensor



Features:

- Lead-free
- RoHS 2 compliant
- 7/8" diameter
- Single turn
- Conductive plastic



Applications:

- Pedal position
- Joystick controls
- Valve control
- Wind vane
- Panel control
- Test and measurement
- Medical equipment
- Angular position

Model Styles Available

6181	1/8" shaft, 1/4" bushing
6184	6 mm shaft, 3/8" bushing
6186	1/8" shaft, 3/8" bushing
6187	1/4" shaft, 3/8" bushing
6188 for side load applications	1/4" shaft, 3/8" bronze bushing

General Note

TT Electronics reserves the right to make changes in product specification without notice or liability. All information is subject to TT Electronics' own data and is considered accurate at time of going to print.

Model 6180 Series

Precision Potentiometer / Position Sensor



Electrical

Resistance range	1K to 100K Ohms
Standard resistance tolerance	±10%
Minimum practical resistance tolerance	±5%
Independent linearity	±1%
Minimum practical independent linearity	±0.5%
Input voltage	400 VDC maximum, not to exceed power rating
Power rating	1.0 Watt at 70°C, derating to 0 at 125°C
Dielectric strength	750 V rms
Insulation resistance	1,000 Megohms minimum
Output smoothness	0.1% maximum
Actual electrical travel	340°C nominal (300° with stop feature)
Electrical continuity travel	350°C nominal (320°C with stop feature)
End voltage	Maximum 0.5% of input voltage
Resolution	Essentially infinite
Temperature coefficient of resistance	-400 ppm/°C typical
Temperature coefficient of output voltage	±10 ppm/°C typical

Mechanical

Total mechanical travel	360° continuous (320° ±3° with stop feature)
Number of gangs	1 maximum
Weight	0.53 oz. nominal (single gang)
Backlash	1° maximum
Static stop strength	40 oz.-in.
Panel nut tightening torque	25 lb.-in. maximum
Start/run torque	1.0 oz.-in.

General Note
TT Electronics reserves the right to make changes in product specification without notice or liability. All information is subject to TT Electronics' own data and is considered accurate at time of going to print.

TT Electronics | BI Technologies
Circulo de la Amistad #102 PIMSA IV Mexicali B.C. Mexico C.P 21210
Ph: +1 714 447 2345
www.ttelectronics.com/bi-technologies

Model 6180 Series

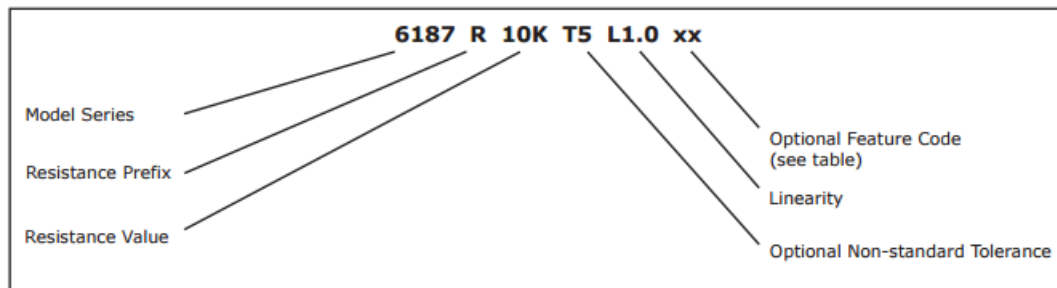
Precision Potentiometer / Position Sensor



Environmental (MIL-PRF-39023)

Operating temperature range	-40°C to +125°C dynamic, -65°C to +125°C static
Temperature cycling	5 cycles, -65°C to +125°C, maximum 10% ΔR
Shock	6 ms Saw-tooth, 100 G's, 0.1 ms maximum discontinuity
Vibration	10 G's, 10 to 500 Hz, maximum 2% ΔR, 0.1 ms maximum discontinuity
Moisture resistance	Five 24 hour cycles, maximum 25% ΔR
High temperature exposure	1,000 hours at 125°C, maximum 0.5% ΔV _R
Rotational life	5 million shaft revolutions (no sideload, 6188 up to 8 oz. sideload)
Rotational load life	5 million shaft revolutions, maximum 10% ΔR
Ingress protection rating (IP code)	IP50, IP66 available as option (feature code ES)

Ordering Information



Feature Codes

Center tap	CT
Linearity tape	LT
Flatted Shaft, 6187 or 6188 only	FS
Shaft lock, 6187 only	SL
Stop	ST
Seal (IP66) 6184, 6187, or 6188 only	ES

When multiple feature codes are used, the P/N shall be in the same sequence as listed in this table (top to bottom).

Standard Resistance Values

1K	2K	5K	10K	20K	50K	100K
----	----	----	-----	-----	-----	------

General Note
TT Electronics reserves the right to make changes in product specification without notice or liability. All information is subject to TT Electronics' own data and is considered accurate at time of going to print.

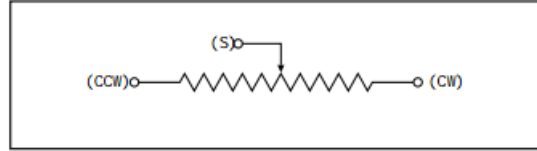
TT Electronics | BI Technologies
Circulo de la Amistad #102 PIMSA IV Mexicali B.C. Mexico C.P 21210
Ph: +1 714 447 2345
www.ttelectronics.com/bi-technologies

Model 6180 Series

Precision Potentiometer / Position Sensor

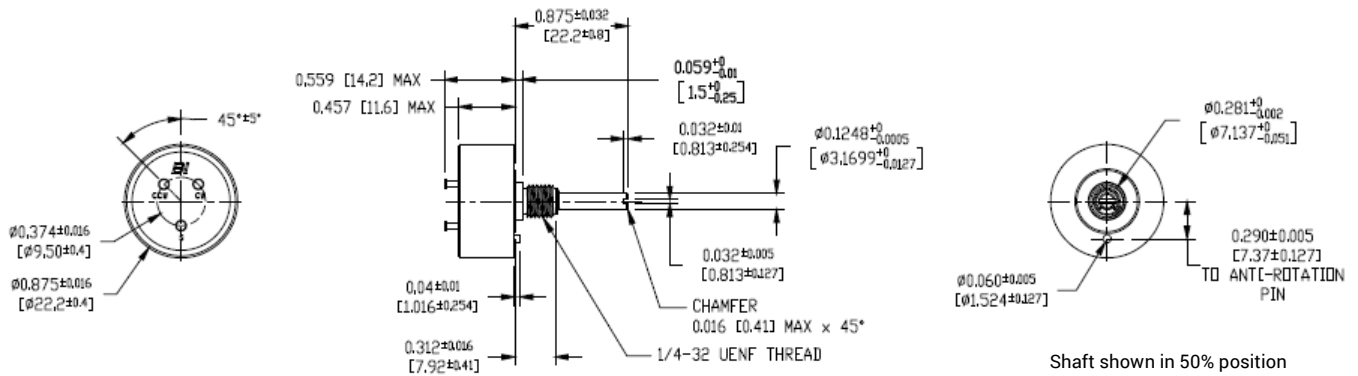


Circuit Diagram



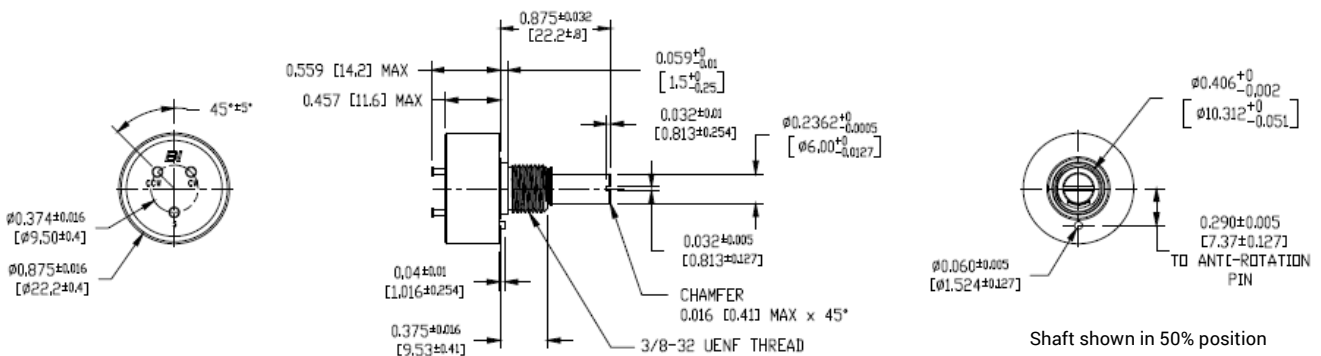
Outline Drawing

Model 6181



Shaft shown in 50% position

Model 6184



Shaft shown in 50% position

General Note

TT Electronics reserves the right to make changes in product specification without notice or liability. All information is subject to TT Electronics' own data and is considered accurate at time of going to print.

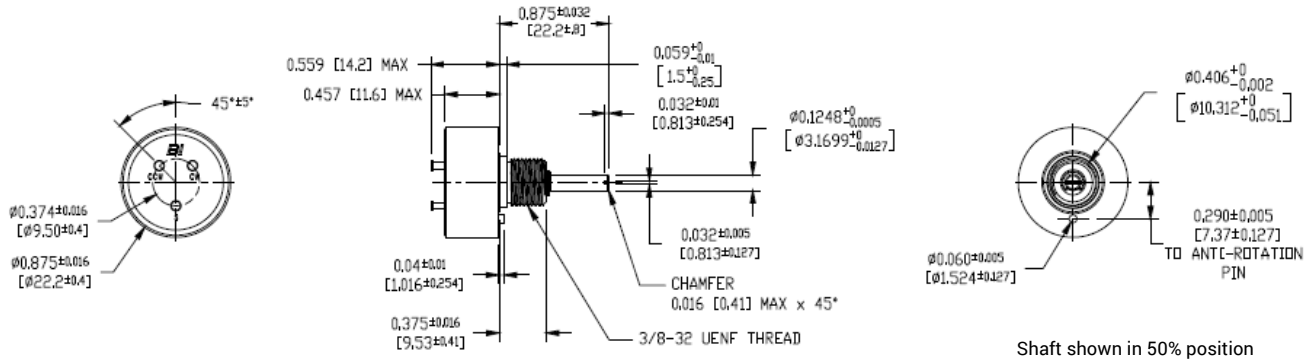
Model 6180 Series

Precision Potentiometer / Position Sensor



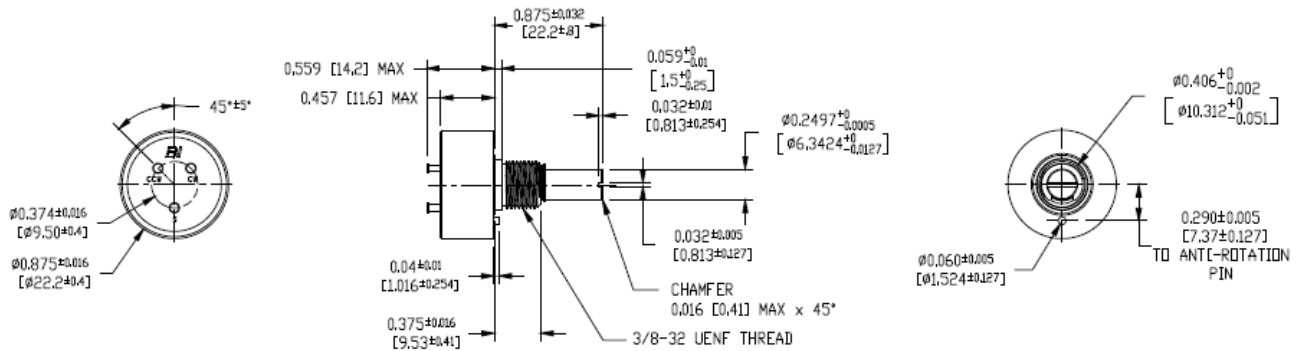
Outline Drawing

Model 6186



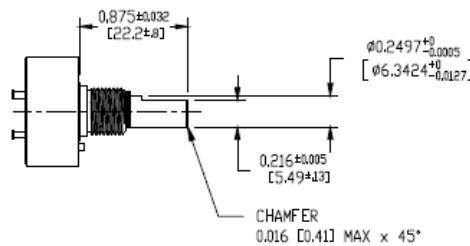
Shaft shown in 50% position

Model 6187 / 6188



Shafts shown in 50% position

FS (Flatted Shaft) Option



Shafts shown in 50% position

General Note

TT Electronics reserves the right to make changes in product specification without notice or liability. All information is subject to TT Electronics' own data and is considered accurate at time of going to print.

Looking for pricing, stock, or lifecycle information?

Click below to explore more details on WIN SOURCE:

 [View 6187R1KL1.0LF](#) on WIN SOURCE

 [TT Electronics](#) Information

Optimize Your Supply Chain with WIN SOURCE Solutions

-  Global Sourcing Solution
-  Obsolete Management
-  Cost Control Management
-  Shortage Management
-  Alternative Solution
-  Excess Inventory Management