



**THE DATASHEET OF
DSK-3R3H224U-HL**


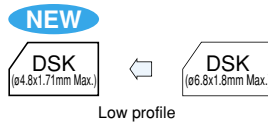


ø4.8 x 1.71mm Max. height Coin Cell Capacitors

GREEN CAP

70°C

- Reflow soldering method available.
- Unlike batteries, the number of charging/ discharging cycles unlimited and rapid charging/ discharging is possible.
- High reliability, Safe and unlike secondary batteries, this is pollution free devices.
- ø4.8 x 1.71mm Max height type made lineup in the DSK series.

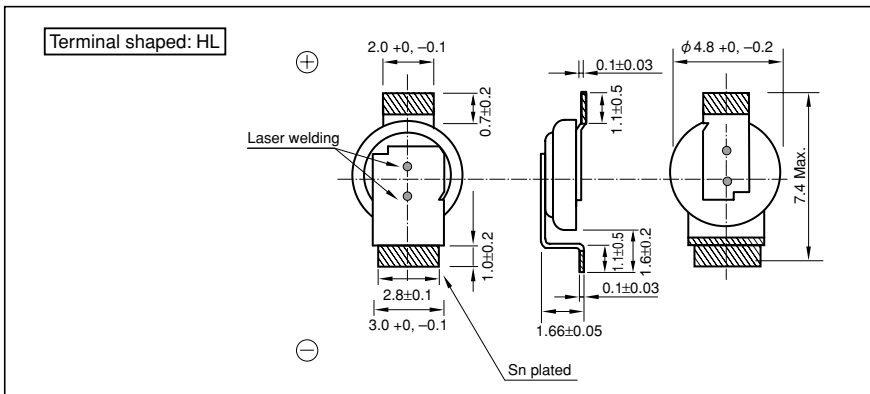


Specifications

Item	Performance	
Series Name	DSK series	
Rated voltage (V)	3.3	
Category temperature range (°C)	-10 to +70	
Tolerance at rated capacitance (%)	-20 to +80	
Rated Capacitance (F)	0.07	
Internal resistance(Ω) at 1 kHz	100	
Characteristics at high and low temperature	Percentage of capacitance change	Within ±50% of the value at 20°C
	Internal resistance	Within ten times the initial specified value
Endurance	Test temperature	70°C
	Test time	500 hours
	Percentage of capacitance change	Within ±30% of the initial measured value
	Internal resistance	1.5kΩ or less
Shelf life	Test time :500 hours ; Same as endurance.	

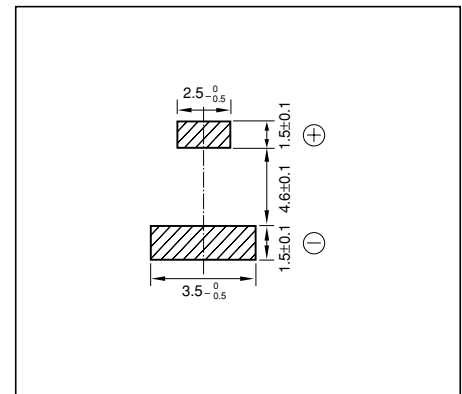
Outline Drawing

Unit: mm



Recommended land pattern size

Unit: mm



Part numbering system (3.3V0.07F, terminal shaped: HL)

DSK	—	3R3	H	703	T414	—	HL	L
Series code		Rated voltage symbol	Rated capacitance symbol	Additional symbol	Terminal shaped		Taping	

Standard Ratings

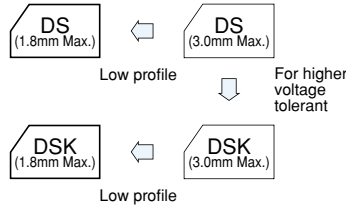
Max. operating voltage(V)	Rated capacitance(F)	ELNA Parts No.	ø DxL(mm)
3.3	0.07	DSK-3R3H703T414-HLL	4.8x1.4

* Reflow soldering condition : 146 page.

1.8mm Max. height Coin Cell Capacitors

GREEN CAP 60°C / 70°C

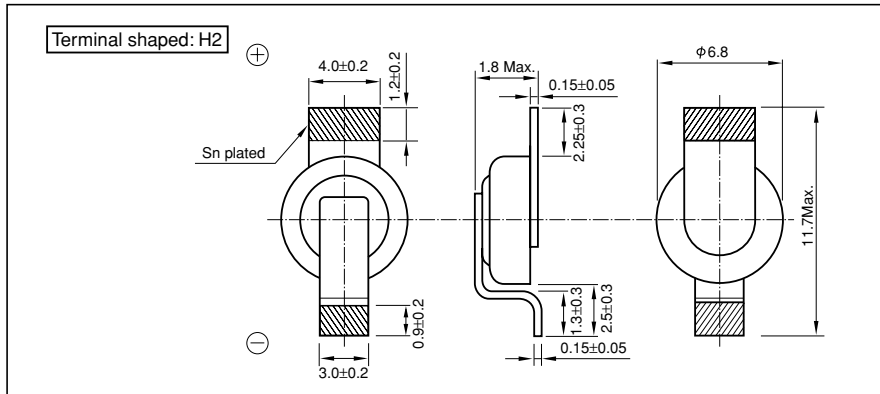
- Reflow soldering method available.
- Unlike batteries, the number of charging/ discharging cycles unlimited and rapid charging/ discharging is possible.
- High reliability, Safe and unlike secondary batteries, this is pollution free devices.
- 1.8mm height type made lineup in the DS, DSK series.



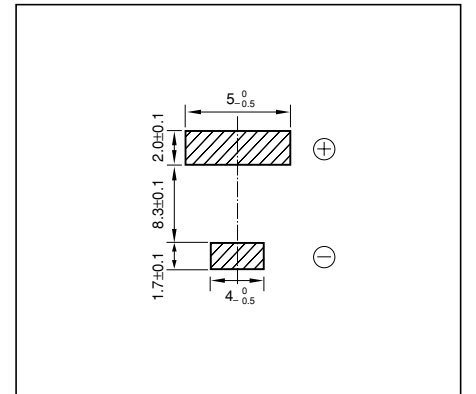
Specifications

Item	Performance			
Series Name	DS series		DSK series	
Rated voltage (V)	2.5		3.3	
Category temperature range (°C)	-25 to +70		-10 to +60	
Tolerance at rated capacitance (%)	-20 to +80		-20 to +80	
Rated Capacitance (F)	0.2		0.2	
Internal resistance(Ω) at 1 kHz	100		200	
Characteristics at high and low temperature	Percentage of capacitance change	Within ±30% of the value at 20°C	Percentage of capacitance change	Within ±50% of the value at 20°C
	Internal resistance	Less than five times of the value at 20°C	Internal resistance	Within ten times the initial specified value
Endurance	Test temperature	70°C	Test temperature	60°C
	Test time	1000 hours	Test time	1000 hours
	Percentage of capacitance change	Within ±30% of the initial measured value	Percentage of capacitance change	Within ±30% of the initial measured value
	Internal resistance	2kΩ or less	Internal resistance	4kΩ or less
Shelf life	Test time :1000 hours ; Same as endurance.			

Outline Drawing



Recommended land pattern size



Part numbering system (2.5V0.2F, terminal shaped: H2)

DS	—	2R5	H	204	T614	—	H2	L
Series code		Rated voltage symbol	Rated capacitance symbol	Additional symbol	Terminal shaped		Taping	

Part numbering system (3.3V0.2F, terminal shaped: H2)

DSK	—	3R3	H	204	T614	—	H2	L
Series code		Rated voltage symbol	Rated capacitance symbol	Additional symbol	Terminal shaped		Taping	

Standard Ratings

Max. operating voltage(V)	Rated capacitance(F)	ELNA Parts No.	φ DxL(mm)
2.5	0.2	DS-2R5H204T614-H2L	6.8x1.4
3.3	0.2	DSK-3R3H204T614-H2L	6.8x1.4

* Reflow soldering condition : 146 page.

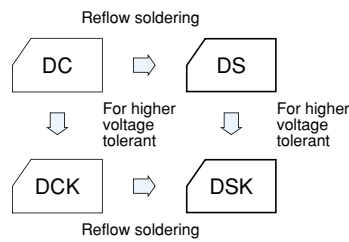
DS, DSK-621 ELECTRIC DOUBLE LAYER CAPACITORS "DYNACAP"

ELNA®

Coin Cell Capacitors

GREEN CAP 60°C / 70°C

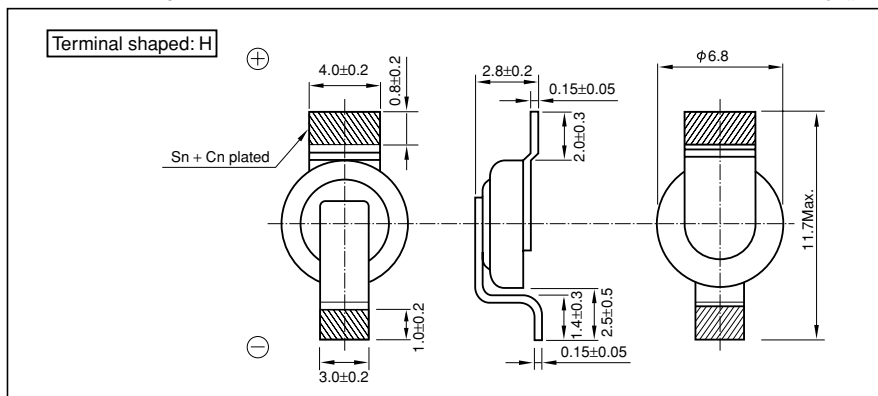
- Reflow soldering method available.
- Unlike batteries, the number of charging/ discharging cycles unlimited and rapid charging/ discharging is possible.
- High reliability, Safe and unlike secondary batteries, this is pollution free devices.



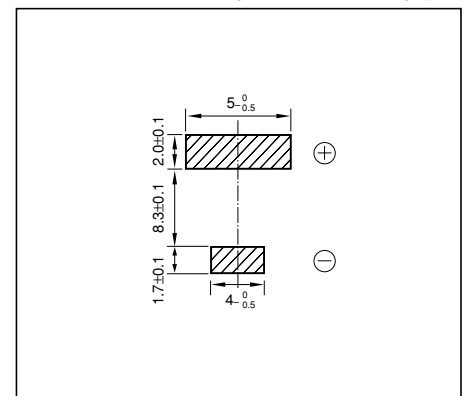
Specifications

Item	Performance			
	DS series		DSK series	
Series Name	DS series		DSK series	
Rated voltage (V)	2.5		3.3	
Category temperature range (°C)	-25 to +70		-10 to +60	
Tolerance at rated capacitance (%)	-20 to +80		-20 to +80	
Rated Capacitance (F)	0.22		0.22	
Internal resistance(Ω) at 1 kHz	100		200	
Characteristics at high and low temperature	Percentage of capacitance change	Within ±30% of the value at 20°C	Percentage of capacitance change	Within ±50% of the value at 20°C
	Internal resistance	Less than five times of the value at 20°C	Internal resistance	Within five times the initial specified value
Endurance	Test temperature	70°C	Test temperature	60°C
	Test time	1000 hours	Test time	1000 hours
	Percentage of capacitance change	Within ±30% of the initial measured value	Percentage of capacitance change	Within ±30% of the initial measured value
	Internal resistance	Within four times of the initial specified value	Internal resistance	Within four times of the initial specified value
Shelf life	Test time :1000 hours ; Same as endurance.			

Outline Drawing



Recommended land pattern size



DS	—	2R5	H	224	□	—	HL
Series code		Rated voltage symbol		Rated capacitance symbol	Additional symbol		

DSK	—	3R3	H	224	□	—	HL
Series code		Rated voltage symbol		Rated capacitance symbol	Additional symbol		



Standard Ratings

Max. operating voltage(V)	Rated capacitance(F)	ELNA Parts No.	φ DxL(mm)
2.5	0.22	DS-2R5H224U-HL	6.8x2.1
3.3	0.22	DSK-3R3H224U-HL	6.8x2.1

* Reflow soldering condition : 146 page.

Looking for pricing, stock, or lifecycle information?

Click below to explore more details on WIN SOURCE:

-  [View DSK-3R3H224U-HL on WIN SOURCE](#)
-  [Elna America Information](#)

Optimize Your Supply Chain with WIN SOURCE Solutions

-  Global Sourcing Solution
-  Obsolete Management
-  Cost Control Management
-  Shortage Management
-  Alternative Solution
-  Excess Inventory Management