



THE DATASHEET OF NM-SM50+





COAXIAL

Adapter, N-M to SMA-M **NM-SM50+**

50Ω DC to 18 GHz

THE BIG DEAL

- Flat response
- Excellent VSWR
- Passivated stainless steel
- Low cost adapters, available from stock



Generic photo used for illustration purposes only

| | |
|------------|--------------------|
| Model No. | NM-SM50+ |
| Case Style | DJ824 |
| Connectors | N-Male to SMA-Male |

+RoHS Compliant

The +Suffix identifies RoHS Compliance. See our web site for RoHS Compliance methodologies and qualifications

APPLICATIONS

- Interconnection of RF cables and equipment

ELECTRICAL SPECIFICATIONS AT 25°C

| Parameter | Frequency (GHz) | Min. | Typ. | Max. | Units |
|-----------------|-----------------|------|------|------|-------|
| Frequency Range | | DC | | 18 | GHz |
| Insertion Loss | DC - 18 | — | 0.1 | — | dB |
| VSWR | DC - 8 | — | — | 1.15 | :1 |
| | DC - 12.4 | — | — | 1.20 | |
| | DC - 18 | — | — | 1.30 | |

MAXIMUM RATINGS

| Parameter | Ratings |
|-----------------------|----------------|
| Operating temperature | -55°C to 100°C |
| Storage temperature | -55°C to 100°C |

Permanent damage may occur if any of these limits are exceeded.

REV. G
ECO-012138
NM-SM50+
MCL NY
221004

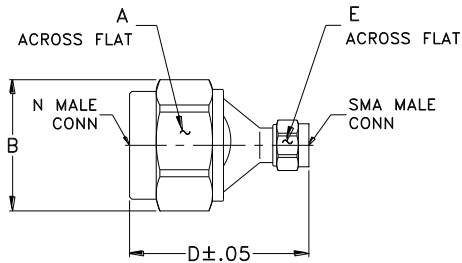




COAXIAL

Adapter, N-M to SMA-M **NM-SM50+**

OUTLINE DRAWING



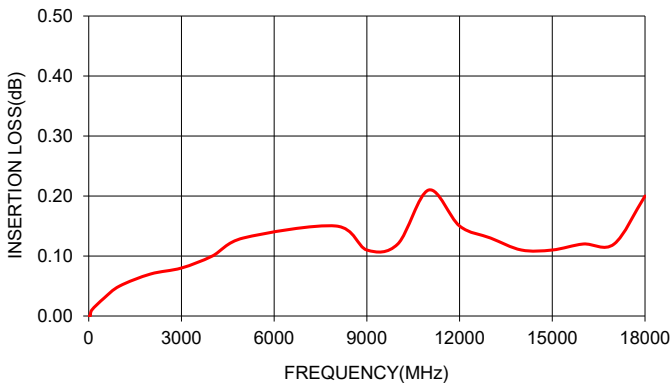
OUTLINE DIMENSIONS (Inch mm)

| A | B | C | D | E | wt |
|------|------|----|-------|------|-------|
| .827 | .854 | -- | 1.28 | .312 | grams |
| 21.0 | 21.7 | -- | 32.51 | 7.92 | 34.6 |

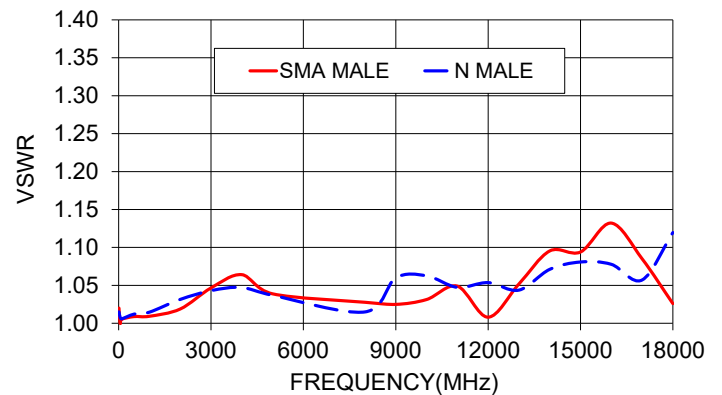
TYPICAL PERFORMANCE DATA

| Frequency (MHz) | Insertion Loss (dB) | VSWR (:1) | |
|-----------------|---------------------|-----------|----------|
| | | N-MALE | SMA-MALE |
| 10.00 | 0.00 | 1.02 | 1.02 |
| 50.00 | 0.00 | 1.01 | 1.00 |
| 100.00 | 0.01 | 1.01 | 1.01 |
| 500.00 | 0.03 | 1.01 | 1.01 |
| 1000.00 | 0.05 | 1.01 | 1.01 |
| 2000.00 | 0.07 | 1.03 | 1.02 |
| 3000.00 | 0.08 | 1.04 | 1.05 |
| 4000.00 | 0.10 | 1.05 | 1.06 |
| 5000.00 | 0.13 | 1.04 | 1.04 |
| 8000.00 | 0.15 | 1.01 | 1.03 |
| 9000.00 | 0.11 | 1.06 | 1.02 |
| 10000.00 | 0.12 | 1.06 | 1.03 |
| 11000.00 | 0.21 | 1.05 | 1.05 |
| 12000.00 | 0.15 | 1.05 | 1.01 |
| 13000.00 | 0.13 | 1.04 | 1.05 |
| 14000.00 | 0.11 | 1.07 | 1.10 |
| 15000.00 | 0.11 | 1.08 | 1.09 |
| 16000.00 | 0.12 | 1.08 | 1.13 |
| 17000.00 | 0.12 | 1.06 | 1.09 |
| 18000.00 | 0.20 | 1.12 | 1.03 |

NM-SM50+
INSERTION LOSS



NM-SM50+
VSWR





- NOTES**
- A. Performance and quality attributes and conditions not expressly stated in this specification document are intended to be excluded and do not form a part of this specification document.
 - B. Electrical specifications and performance data contained in this specification document are based on Mini-Circuit's applicable established test performance criteria and measurement instructions.
 - C. The parts covered by this specification document are subject to Mini-Circuits standard limited warranty and terms and conditions (collectively, "Standard Terms"); Purchasers of this part are entitled to the rights and benefits contained therein. For a full statement of the standard. Terms and the exclusive rights and remedies thereunder, please visit Mini-Circuits' website at www.minicircuits.com/MCLStore/terms.jsp



Looking for pricing, stock, or lifecycle information?

Click below to explore more details on WIN SOURCE:

-  [View NM-SM50+ on WIN SOURCE](#)
-  [Mini-Circuits Information](#)

Optimize Your Supply Chain with WIN SOURCE Solutions

-  Global Sourcing Solution
-  Obsolete Management
-  Cost Control Management
-  Shortage Management
-  Alternative Solution
-  Excess Inventory Management