




THE DATASHEET OF
55025-04



55025 SEALED TOGGLE SWITCHES



Description

Littelfuse Toggle Switches are designed for universal applications within harsh environments. Their mounting, body, and actuator features are designed for ease-of-use and extended product lifecycle.

The 55025 series is our most popular sealed toggle switch product, meant to be mounted in virtually any environment and for any application.

Applications

- Construction Equipment
- Agricultural Equipment
- Material Handling Equipment
- Commercial Vehicles

Web Resources

Download 2D print and technical resources at:
littelfuse.com/55025

Ordering Information

PART NUMBER	POSITIONS	CIRCUITRY
55025*	On-Off	SPST (Hardware Assembled)
55025-01*	Mom. On-Off	SPST
55025-02*	On-Off-On	SPDT
55025-03*	On-On	SPDT
55025-04*	Mom. On-Off-Mom. On	SPDT
55025-05*	On-Off	SPST (Hardware Loose)
55026	On-Off	DPST

* Retail Versions Available



Visit Littelfuse.com for the most up-to-date product information. Littelfuse products are designed for specific applications and should not be used for any purpose (including, without limitation, automotive applications) not expressly set forth in applicable Littelfuse product documentation. Warranties granted by Littelfuse shall be deemed void for products used for any purpose not expressly set forth in applicable Littelfuse product documentation. Littelfuse shall not be liable for any claims or damages arising out of products used in applications not expressly intended by Littelfuse as set forth in applicable Littelfuse product documentation.

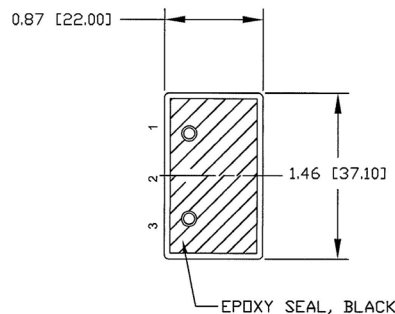
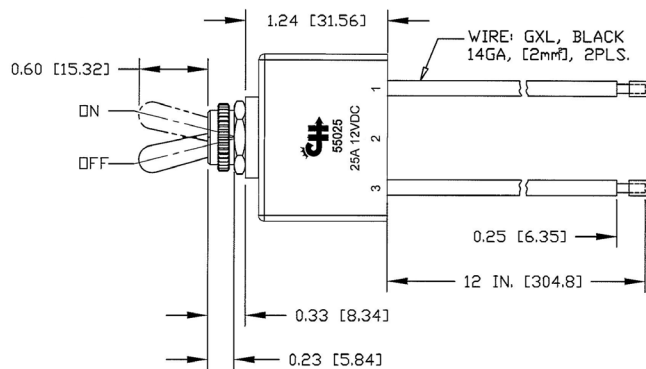
Features and Benefits

- Application sealed through actuator O-Ring and epoxy-sealed connection interface
- Silver contacts for corrosion resistance

Specifications Overview

Voltage Rating:	25A @ 12V DC 15A @ 24V DC
Circuitry:	SPST
Housing:	Black Plastic
Operating Temperature:	-40°C to 85°C
Mounting:	Nickel Plated Brass Face Nut through 15/32 (11.90mm) Panel Hole
Ingress Protection:	IP67
Actuator:	Standard handle: 11/16" (17.46mm) long
Termination:	2 blunt-cut 14AWG leads

Dimensions



Looking for pricing, stock, or lifecycle information?

Click below to explore more details on WIN SOURCE:

 [View 55025-04 on WIN SOURCE](#)

 [Littelfuse Inc. Information](#)

Optimize Your Supply Chain with WIN SOURCE Solutions

-  Global Sourcing Solution
-  Obsolete Management
-  Cost Control Management
-  Shortage Management
-  Alternative Solution
-  Excess Inventory Management