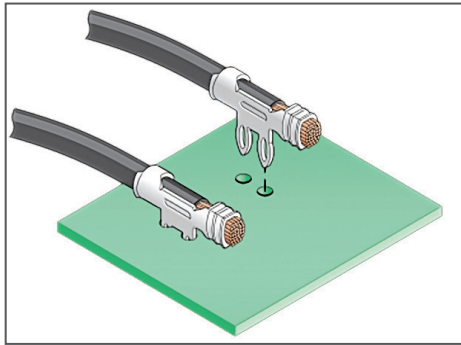




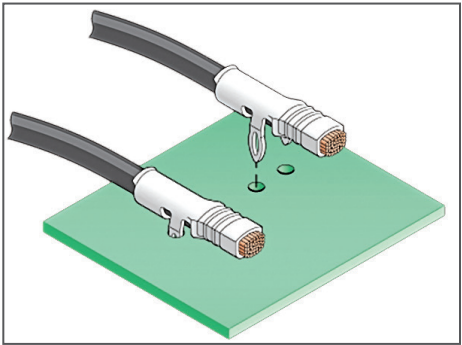
Ideal for tight packaging constraints, low-profile SolderRight Direct-Solder Terminals enable right-angle connections to a PCB at a low applied cost

Features and Benefits

Right-angle mounting orientation	Provides super low profile solder option for wires exiting a PCB (much lower than a “solder & bend” operation that many customers use)
Multiple terminal/wire size ranges (14 to 28 AWG)	Enable signal-to-power current capability while optimizing PCB space
Twin solder pins	Provide unmatched stability for solder processing and allow redundant current paths
Solder pins positioned between the insulation and conductor crimps	Offer superior wire strain relief and resist terminal and solder joint breakage if wire is pulled
Single terminal, one-piece crimp design	One of the lowest-cost, most reliable, direct solder interconnects in the market
Lowered profile from 3.50 to 1.95mm	Allows minimum “z” height soldering profile for tight packaging constraints



In-Line Mount



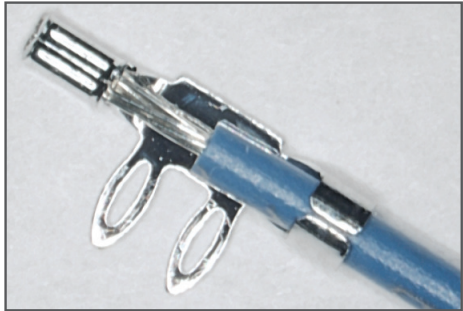
Straddle Mount

SolderRight Direct-Solder Terminals

172677 22 to 28 AWG In-Line Mount

172249 14 to 20 AWG In-Line Mount

171892 16 to 18 AWG Straddle Mount



SolderRight Direct Solder In-Line Mount Terminal

Applications

Consumer Appliances / White Goods

- Ranges
- Refrigerators
- Laundry equipment
- Vacuums

Industrial

Networking and Telecommunication

Applications

- Switches
- Servers
- Power supplies

Power Supplies

- 50 to 2,500W
- Consumer Products
- Cordless tools
- Non-Automotive
- Motorcycles / ATVs
- Marine
- Recreational vehicles

Automotive

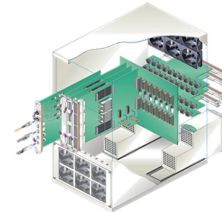
- Vehicle electronics

Medical


- Patient monitors
- Diagnostic imaging
- Therapeutic devices



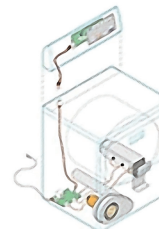
Medical Scanner



Data Networking



Power Supplies



Appliances



Automotive

Specifications

Reference Information

Packaging: Reels
 UL File No.: E470987
 (for 172249 and 172677)
 Mates With: PCB
 Designed In: Millimeters
 RoHS: Yes
 Halogen Free: Yes
 Glow Wire Compliant: Yes

Electrical

Voltage (max.): Application dependent
 Current (max.): 23.0A
 Contact Resistance (max.): 5 milliohms

Mechanical

Terminal Insertion Force to PCB (avg.):
 29.86 N
 Terminal Retention to PCB (avg.):
 23.57 N

Physical

Contact: Copper Alloy
 Plating: Tin
 Underplating — Nickel
 PCB Thickness: 0.062" to 0.093"
 Operating Temperature: -40 to +105°C

Ordering Information

Series No.	Wire Gauge (AWG)	Mount Style
171892	16 to 18 AWG	Straddle
172249	14 to 20 AWG	In-Line
172677	22 to 28 AWG	

*Click on sample part link to order samples for your personal sample kit

Looking for pricing, stock, or lifecycle information?

Click below to explore more details on WIN SOURCE:

 [View 172677-0100 on WIN SOURCE](#)

 [Molex, LLC Information](#)

Optimize Your Supply Chain with WIN SOURCE Solutions

-  Global Sourcing Solution
-  Obsolete Management
-  Cost Control Management
-  Shortage Management
-  Alternative Solution
-  Excess Inventory Management