



# THE DATASHEET OF DSEI30-10A

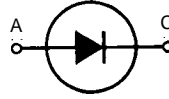


# Fast Recovery Epitaxial Diode (FRED)

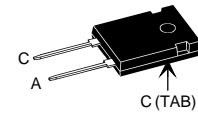
**DSEI 30**

**$I_{FAVM} = 30\text{ A}$**   
 **$V_{RRM} = 1000\text{ V}$**   
 **$t_{rr} = 35\text{ ns}$**

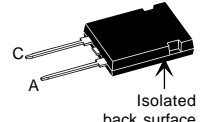
$V_{RSM}$ V	$V_{RRM}$ V	Type
1000	1000	DSEI 30-10A
1000	1000	DSEI 30-10AR



**TO-247 AD**  
Version A



**ISOPLUS 247™**  
Version AR



A = Anode, C = Cathode

\* Patent pending

Symbol	Test Conditions	Maximum Ratings	
$I_{FRMS}$	$T_{VJ} = T_{VJM}$	70	A
$I_{FAVM}$ ①	$T_C = 85^\circ\text{C}$ ; rectangular, $d = 0.5$	30	A
$I_{FRM}$	$t_p < 10\ \mu\text{s}$ ; rep. rating, pulse width limited by $T_{VJM}$	375	A
$I_{FSM}$	$T_{VJ} = 45^\circ\text{C}$ ; $t = 10\text{ ms}$ (50 Hz), sine $t = 8.3\text{ ms}$ (60 Hz), sine	200	A
		210	A
	$T_{VJ} = 150^\circ\text{C}$ ; $t = 10\text{ ms}$ (50 Hz), sine $t = 8.3\text{ ms}$ (60 Hz), sine	185	A
		195	A
$I^2t$	$T_{VJ} = 45^\circ\text{C}$ ; $t = 10\text{ ms}$ (50 Hz), sine $t = 8.3\text{ ms}$ (60 Hz), sine	200	A <sup>2</sup> s
		180	A <sup>2</sup> s
	$T_{VJ} = 150^\circ\text{C}$ ; $t = 10\text{ ms}$ (50 Hz), sine $t = 8.3\text{ ms}$ (60 Hz), sine	170	A <sup>2</sup> s
		160	A <sup>2</sup> s
$T_{VJ}$		-40...+150	°C
$T_{VJM}$		150	°C
$T_{stg}$		-40...+150	°C
$P_{tot}$	$T_C = 25^\circ\text{C}$	138	W
$M_d^*$	Mounting torque	0.8...1.2	Nm
$F_C$	mounting force with clip	20...120	N
$V_{ISOL}^{**}$	50/60 Hz, RMS, $t = 1\text{ minute}$ , leads-to-tab	2500	V~
<b>Weight</b>		6	g

\* Version A only; \*\* Version AR only

## Features

- International standard package JEDEC TO-247 AD
- Planar passivated chips
- Very short recovery time
- Extremely low switching losses
- Low  $I_{RM}$ -values
- Soft recovery behavior
- Epoxy meets UL 94V-0
- Version AR isolated and UL registered E153432

## Applications

- Antiparallel diode for high frequency switching devices
- Anti saturation diode
- Snubber diode
- Free wheeling diode in converters and motor control circuits
- Rectifiers in switch mode power supplies (SMPS)
- Inductive heating and melting
- Uninterruptible power supplies (UPS)
- Ultrasonic cleaners and welders

## Advantages

- High reliability circuit operation
- Low voltage peaks for reduced protection circuits
- Low noise switching
- Low losses
- Operating at lower temperature or space saving by reduced cooling

Symbol	Test Conditions	Characteristic Values	
		typ.	max.
$I_R$	$T_{VJ} = 25^\circ\text{C}$	$V_R = V_{RRM}$	750 $\mu\text{A}$
	$T_{VJ} = 25^\circ\text{C}$	$V_R = 0.8 \cdot V_{RRM}$	250 $\mu\text{A}$
	$T_{VJ} = 125^\circ\text{C}$	$V_R = 0.8 \cdot V_{RRM}$	7 mA
$V_F$	$I_F = 36\text{ A}$ ; $T_{VJ} = 150^\circ\text{C}$ $T_{VJ} = 25^\circ\text{C}$		2 V
			2.4 V
$V_{T0}$	For power-loss calculations only		1.5 V
$r_T$	$T_{VJ} = T_{VJM}$		12.5 m $\Omega$
$R_{thJC}$	0.25		0.9 K/W
$R_{thCK}$			K/W
$R_{thJA}$			35 K/W
$t_{rr}$	$I_F = 1\text{ A}$ ; $-di/dt = 100\text{ A}/\mu\text{s}$ ; $V_R = 30\text{ V}$ ; $T_{VJ} = 25^\circ\text{C}$	35	50 ns
$I_{RM}$	$V_R = 540\text{ V}$ ; $I_F = 30\text{ A}$ ; $-di_F/dt = 240\text{ A}/\mu\text{s}$ $L \leq 0.05\ \mu\text{H}$ ; $T_{VJ} = 100^\circ\text{C}$	16	18 A

①  $I_{FAVM}$  rating includes reverse blocking losses at  $T_{VJM}$ ,  $V_R = 0.8 V_{RRM}$ , duty cycle  $d = 0.5$

Data according to IEC 60747

IXYS reserves the right to change limits, test conditions and dimensions

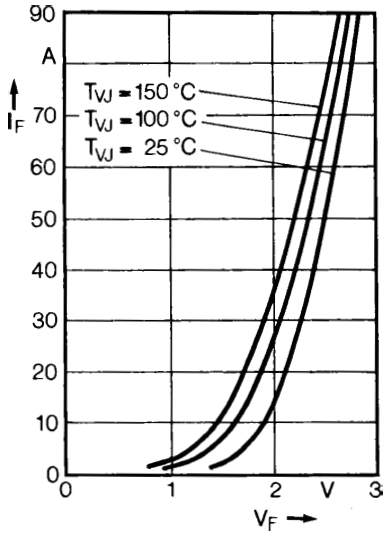


Fig. 1 Forward current versus voltage drop.

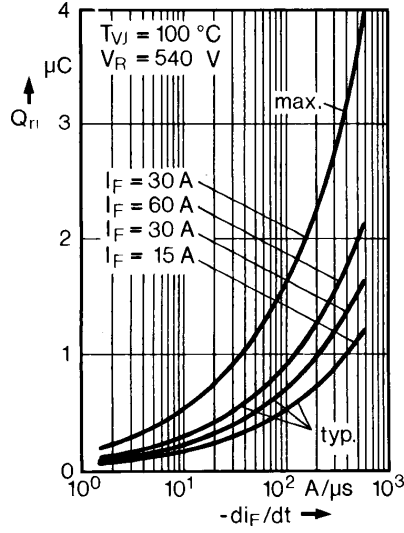


Fig. 2 Recovery charge versus  $-di_F/dt$ .

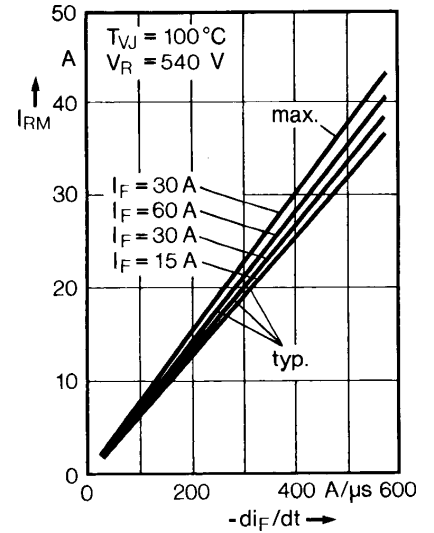


Fig. 3 Peak reverse current versus  $-di_F/dt$ .

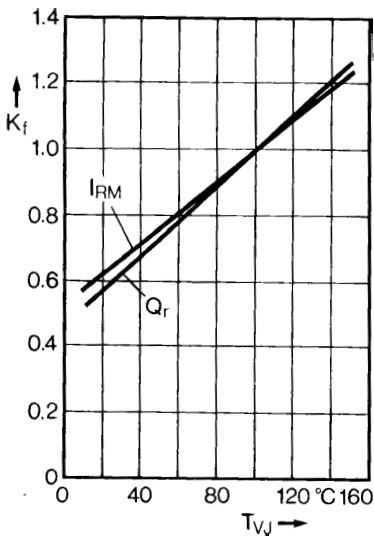


Fig. 4 Dynamic parameters versus junction temperature.

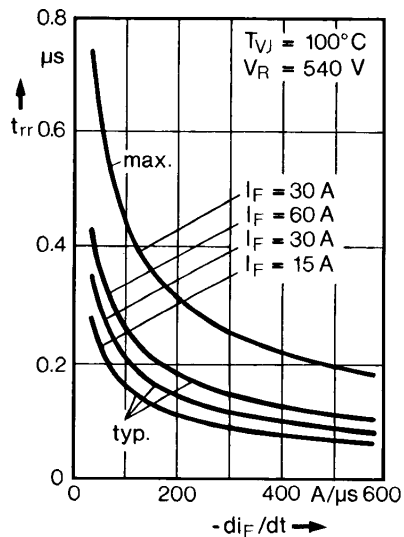


Fig. 5 Recovery time versus  $-di_F/dt$ .

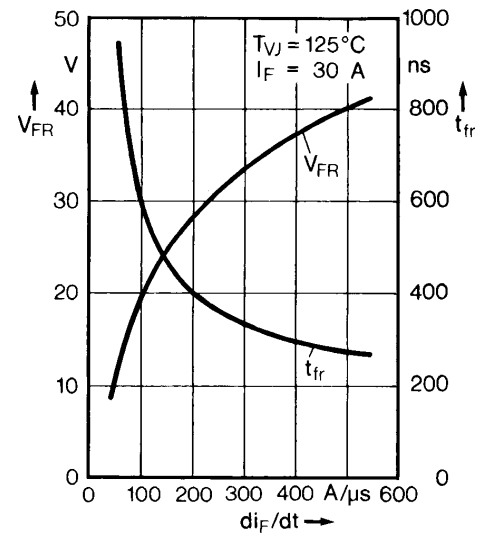


Fig. 6 Peak forward voltage versus  $di_F/dt$ .

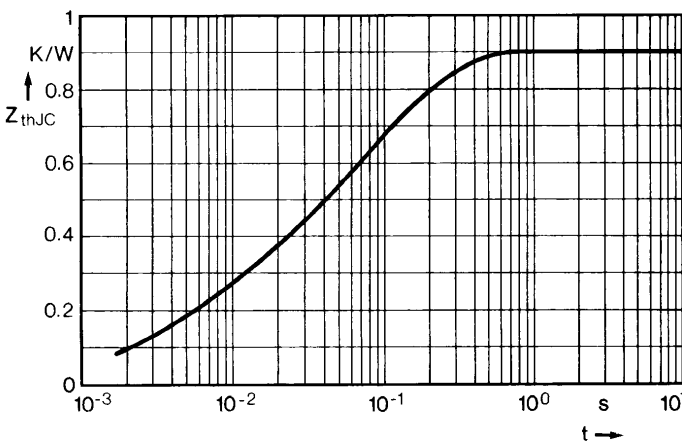
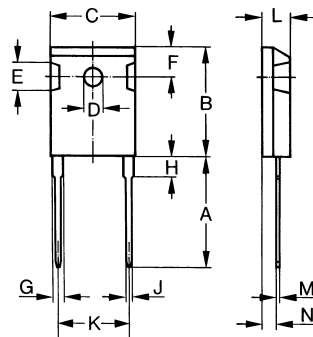


Fig. 7 Transient thermal impedance junction to case.



### Dimensions



Dim.	Millimeter		Inches	
	Min.	Max.	Min.	Max.
A	19.81	20.32	0.780	0.800
B	20.80	21.46	0.819	0.845
C	15.75	16.26	0.610	0.640
D	3.55	3.65	0.140	0.144
E	4.32	5.49	0.170	0.216
F	5.4	6.2	0.212	0.244
G	1.65	2.13	0.065	0.084
H	-	4.5	-	0.177
J	1.0	1.4	0.040	0.055
K	10.8	11.0	0.426	0.433
L	4.7	5.3	0.185	0.209
M	0.4	0.8	0.016	0.031
N	2.2	2.54	0.087	0.102

## Looking for pricing, stock, or lifecycle information?

Click below to explore more details on WIN SOURCE:

-  [View DSEI30-10A on WIN SOURCE](#)
-  [IXYS Information](#)

## Optimize Your Supply Chain with WIN SOURCE Solutions

-  Global Sourcing Solution
-  Obsolete Management
-  Cost Control Management
-  Shortage Management
-  Alternative Solution
-  Excess Inventory Management