



**THE DATASHEET OF  
IDSD-05-D-15.00-G**



# SLIM BODY FLAT RIBBON IDC CABLES

(2.54 mm) .100" PITCH • IDSS/IDSD/IDMS/IDMD SERIES



## IDSS/IDMS/IDMD

### Mates:

TSW, MTSW, TSM, EJH, PHT, HMTSW, HTSW, HW, DW, EW, ZW, MTLW

## IDSD

### Mates:

TST, HTST, ZST, EJH

| SERIES                                  | ROW OPTION  | NO. PINS PER ROW                   |
|---|---|------------------------------------|
| <b>IDM</b><br>= Standard Tail Male Plug | <b>S</b><br>= Single  | <b>-02 thru -32</b><br>= IDMS/IDMD |
| <b>IDS</b><br>= Socket                  | <b>D</b><br>= Double<br>(Color coded cable Not available for 31 thru 36 pins/row. See -G option.) | <b>-02 thru -36</b><br>= IDSS/IDSD |

## SPECIFICATIONS

### Insulator Material:

Black Glass Filled Polyester

### Contact (IDSS/IDSD):

BeCu

### Terminal (IDMS/IDMD):

Phosphor Bronze

### Plating:

Au over 50 μ" (1.27 μm) Ni or Sn over 100 μ" (2.54 μm) Cu or 50 μ" (1.27 μm) Ni

### Wire:

28 AWG 7/36 stranded  
Tinned Copper Web footer

### Current Rating (IDMD):

3 A per pin  
(2 pins powered)

### Temperature Range:

-20 °C to +105 °C

(Rainbow Cable)

-40 °C to +105 °C

(Gray Cable)

### Voltage Rating:

425 VAC/600 VDC

### Lead Size Range:

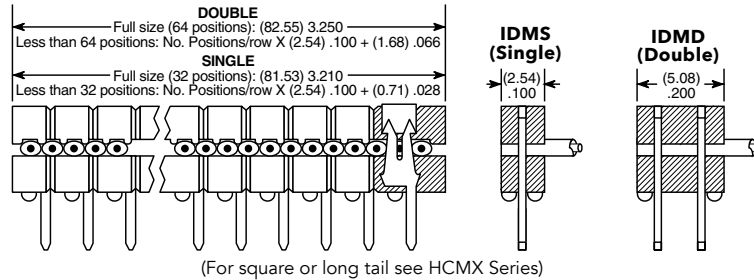
(0.56 mm) .022" SQ to

(0.71 mm) .028" SQ

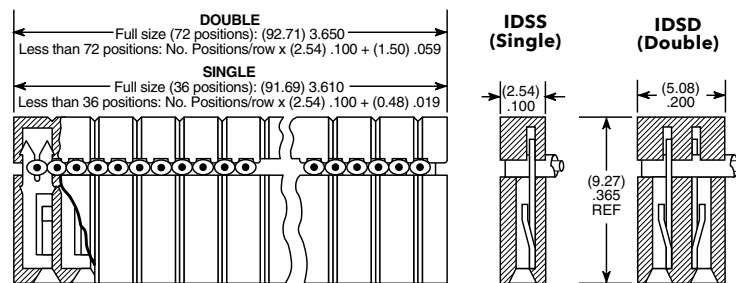
### Lead Insertion Depth:

(5.59 mm) .220" to

(6.22 mm) .245"



IDMX shown



IDSX shown

## ALSO AVAILABLE

### Molded-To-Position IDC Assemblies

Low Profile

Skinny side locks

Dual beam contacts

Single and double row

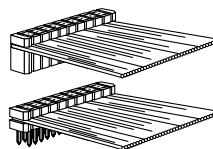

(6.35mm) .025" square and

(5.84mm) .230" length tail available

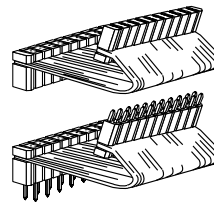
Visit [samtec.com?HCSD](http://samtec.com?HCSD), [samtec.com?HCSS](http://samtec.com?HCSS),

[samtec.com?HCMD](http://samtec.com?HCMD) or [samtec.com?HCMS](http://samtec.com?HCMS)

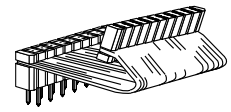
for more detailed information.



Single End (-S)




Double End (-D)



Transfer End (-T)

### Note:

This Series is non-standard, non-returnable.



### END ASSEMBLY

**-S**  
= Single End  
(Socket or Male Plug on one end)

**-D**  
= Double End  
(Socket or Male Plug on each end)

**-T**  
= Transfer End  
(Male Plug on one end with socket on other.  
Begin part number with IDM)

### ASSEMBLED LENGTH

**-"XX.XX"**  
= Assembled Length

### OPTION

**-T**  
= Tin Plating  
(Both Ends)

**-C**  
= Tin IDM,  
10  $\mu$ " (0.25  $\mu$ m) Gold IDS  
(-T End Assembly Required)

**-A**  
= Tin IDS,  
10  $\mu$ " (0.25  $\mu$ m) Gold IDM  
(-T End Assembly Required)

**-P "XX"**  
= Polarized  
Specify "XX" as position.  
For Double the same position  
will be polarized on both ends.  
(Not available on IDM unless transfer,  
then only the socket is polarized.)

**-G**  
= Gray Cable  
Specify -G for Gray cable.  
Gray cable has one red edge.  
IDSS and IDMS uses  
(2.54 mm) .100" centerline cable.  
IDSD and IDMD uses  
(1.27 mm) .050" centerline cable.  
Cable is 28 AWG 7/36 copper wire.  
Standard cable is same as  
above except color

**-ST "X"**  
= Stripped & Tinned  
(Specify Suffix from table)  
(All dimensions are  $\pm 1/16$ " (1.59 mm)  
(Not available in 28 positions and higher)

**-B "XX"**  
= Breakout  
(Specify "XX" as number of  
conductors to be broken out)  
(Breakout starts with Number 1 lead  
indicated by brown wire or red stripe.  
Shown on top side)

**-RW**  
= Reverse Wiring  
(#1 wire opposite position #1)

**-S "XX"**  
= Daisy Chain, Single  
(When mating double row  
connector with two single row  
connectors, the outer most single will  
be connected to Conductor #1 and  
the inside single to Conductor #2)

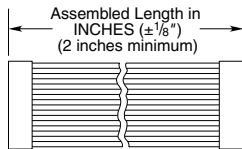
**-D "XX"**  
= Daisy Chain, Double

**-W "XX"**  
= Wiring Reverse Daisy Chain, Single  
(Same as -S "XX" except outer strip  
connected to Conductor #2 and inside  
strip connected to Conductor #1)

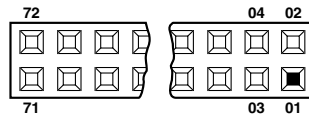
**-R**  
= Reversed

**-M**  
= Middle Reversed  
(Requires -SXX, -WXX or -DXX)

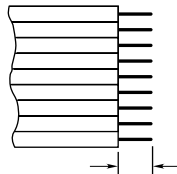
**-O**  
= Outside Reversed  
(Requires -SXX, -WXX or -DXX)



Assembled Length (-"XX.XX")

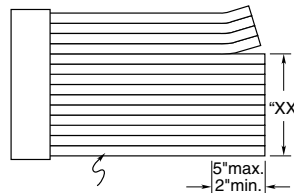


Polarized (-P "XX")



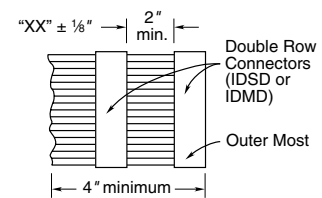
|      |              |
|------|--------------|
| -ST8 | 1/8" (3.18)  |
| -ST4 | 1/4" (6.35)  |
| -ST2 | 1/2" (12.70) |
| -ST3 | 3/8" (9.53)  |

Stripped & Tinned (-ST "X")

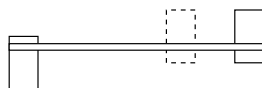


Breakout starts with  
Number 1 lead indicated  
by brown wire or red stripe.  
Shown on top side.

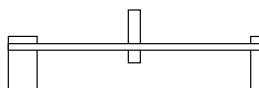
Breakout (-B "X")



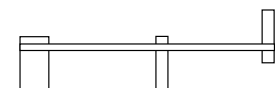
Daisy Chain Single (-S "XX")



Reversed (-R)



Middle Reversed (-M)



Outside Reversed (-O)

# Mouser Electronics

Authorized Distributor

Click to View Pricing, Inventory, Delivery & Lifecycle Information:

## Samtec:

[IDSS-03-S-04.00-G-P01](#) [IDSS-03-S-06.00-G](#) [IDSS-03-S-06.00-ST3](#) [IDSS-03-S-06.00-T](#) [IDSS-03-S-09.00-ST3](#)  
[IDSS-03-S-72.00-G-ST3](#) [IDSS-04-D-03.00-T-G](#) [IDSS-04-D-04.50](#) [IDSS-04-D-06.00-T-P01](#) [IDSS-04-D-08.00-P02](#)  
[IDSS-04-D-11.00-T-G-RW](#) [IDSS-04-D-12.00-P02](#) [IDSS-04-D-12.00-T-P01-G](#) [IDSS-04-D-12.60-T-R](#) [IDSS-04-D-20.00-G-R](#) [IDSS-04-D-40.00](#) [IDSS-04-D-48.00](#) [IDSS-04-S-02.50-T](#) [IDSS-04-S-02.75-ST4](#) [IDSS-04-S-03.00-G-ST8](#) [IDSS-04-S-06.00-T](#) [IDSS-04-S-08.00-G](#) [IDSS-04-S-08.50](#) [IDSS-04-S-10.00-G-RW](#) [IDSS-04-S-10.63](#) [IDSS-04-S-11.00-ST4](#)  
[IDSS-04-S-12.00-T-G](#) [IDSS-04-S-18.00-ST4](#) [IDSS-04-S-40.00](#) [IDSS-04-S-48.00-T-ST8](#) [IDSS-05-D-02.00-G-R](#) [IDSS-05-D-02.50-G-R](#) [IDSS-05-D-03.00-T-G](#) [IDSS-05-D-03.50](#) [IDSS-05-D-04.00-P02](#) [IDSS-05-D-04.50](#) [IDSS-05-D-04.50-G-R](#) [IDSS-05-D-07.90](#) [IDSS-05-D-10.00-T-G](#) [IDSS-05-D-13.00-T](#) [IDSS-05-D-14.00-G](#) [IDSS-05-D-14.00-G-R](#) [IDSS-05-D-14.50-RW-R](#) [IDSS-05-D-16.00-G-R](#) [IDSS-05-D-18.00-G-R](#) [IDSS-05-D-19.68](#) [IDSS-05-D-20.00-G](#) [IDSS-05-D-20.00-G-R](#) [IDSS-05-D-24.00-G](#) [IDSS-05-D-34.00-G](#) [IDSS-05-D-36.00-G](#) [IDSS-05-D-72.00-G](#) [IDSS-05-D-72.00-T-G-R](#) [IDSS-05-S-06.00-T](#) [IDSS-05-S-07.00-P02-ST4](#) [IDSS-05-S-11.00-ST2](#) [IDSS-05-S-12.00-T-ST4](#) [IDSS-05-S-28.00-ST4](#) [IDSS-05-S-78.74-P01](#) [IDSS-06-D-02.00-P02](#) [IDSS-06-D-02.00-P05](#) [IDSS-06-D-02.36](#) [IDSS-06-D-02.50-G](#) [IDSS-06-D-03.00-R](#) [IDSS-06-D-03.00-T](#) [IDSS-06-D-05.20](#) [IDSS-06-D-05.70](#) [IDSS-06-D-06.50](#) [IDSS-06-D-07.00-R](#) [IDSS-06-D-07.10-G](#) [IDSS-06-D-08.00-R](#) [IDSS-06-D-12.00-T-R](#) [IDSS-06-D-20.00-G-R](#) [IDSS-06-D-24.00-T](#) [IDSS-06-D-36.00-T-G](#) [IDSS-06-D-40.00](#) [IDSS-06-S-03.00-G-ST4](#) [IDSS-06-S-03.00-G-ST8](#) [IDSS-06-S-03.25-G-ST8](#) [IDSS-06-S-04.00-G-ST8](#) [IDSS-06-S-07.87](#) [IDSS-06-S-16.00-G](#) [IDSS-06-S-30.00-ST2](#) [IDSS-06-S-50.00-ST2](#) [IDSS-07-D-04.00-S02-O](#) [IDSS-07-D-05.40](#) [IDSS-07-D-07.00-R](#) [IDSS-07-D-07.00-T-G-RW-R](#) [IDSS-07-D-13.00-P02](#) [IDSS-07-D-13.00-P02-R](#) [IDSS-07-D-22.00](#) [IDSS-07-S-08.00](#) [IDSS-07-S-09.50-ST8](#) [IDSS-07-S-16.00-P06-G](#) [IDSS-07-S-36.00](#) [IDSS-08-D-05.00-T](#) [IDSS-08-D-09.50](#) [IDSS-08-D-11.00-G-R](#) [IDSS-08-D-13.00-G-R](#) [IDSS-08-D-15.00-G-R](#)

## Looking for pricing, stock, or lifecycle information?

Click below to explore more details on WIN SOURCE:

 [View IDSD-05-D-15.00-G on WIN SOURCE](#)

 [Samtec Inc. Information](#)

## Optimize Your Supply Chain with WIN SOURCE Solutions

-  Global Sourcing Solution
-  Obsolete Management
-  Cost Control Management
-  Shortage Management
-  Alternative Solution
-  Excess Inventory Management