



THE DATASHEET OF DEV-13305





Teensy LC


DEV-13305 ROHS ✓

★★★★★ 13

DESCRIPTION

FEATURES

DOCUMENTS



The Teensy is a breadboard-friendly development board with loads of features in a, well, teensy package. The Teensy LC (Low Cost) is a 32 bit microcontroller board that provides you with an uncomplicated option for getting started with the Teensy line of products without breaking the bank!

The Teensy LC comes pre-flashed with a bootloader so you can program it using the on-board USB connection: No external programmer needed! You can program for the Teensy in your favorite program editor using C or you can install the Teensyduino add-on for the Arduino IDE and write Arduino sketches for Teensy!


The processor on the Teensy also has access to the USB and can emulate any kind of USB device you need it to be, making it great for USB-MIDI and other HID projects. The 32 bit processor brings a few other features to the table as well, such as multiple channels of Direct Memory Access and an I2S digital audio interface! There are also 2 separate interval timers! Also, the Teensy LC can provide system voltage of 3.3V or 5V to other devices at up to 5-20mA.

All of this functionality is jammed into a 1.4 x 0.7 inch board with all headers on a 0.1" grid so you can slap it on a breadboard and get to work! So, what sets the Teensy LC apart from the Teensy 3.1? First off, this version has been streamlined to be as cost effective as possible. Obviously, the LC doesn't share a lot of power that the 3.1 possesses but by no means does it make the LC a 'weak' board! The Teensy LC is equipped with 8kB RAM, 62kB of flash memory, and 27 Digital I/O pins with 13 high res Analog inputs.

Note: The Teensy LC does not come with a micro-B USB cable, please check the *Recommended Products* section below for an appropriate one.

Tags

ARDUINO ARM DEVELOPMENT TEENSY TEENSY LC




images are CC BY 2.0

SHARE

Teensy LC Product Help and Resources

TUTORIALS

SKILLS NEEDED



Boss Alarm
MARCH 30, 2016

Build a Boss Alarm that alerts you of anyone walking into your office and automatically changes your computer screen.



Teensy Arduino Shield Adapter Hookup Guide
JUNE 18, 2015

A basic introduction and assembly guide for the SparkFun Teensy Arduino Shield Adapter.



Vox Imperium: Stormtrooper Voice Changer
OCTOBER 25, 2016

Add some flair to your Imperial uniform by changing your voice using a Teensy 3.2 and Prop Shield.



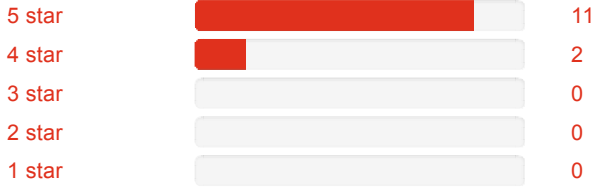
Getting Started with the Teensy
JUNE 18, 2015

Basic intro to the Teensy line of products, with soldering and programming suggestions.

Customer Reviews

★★★★★ 4.8 out of 5

Based on 13 ratings:



Currently viewing all customer reviews.

2 of 2 found this helpful:

★★★★★ **Power for Money!**

about 3 years ago by **McSarge** ✓ verified purchaser

This little unit really delivers. It has great performance at a very low cost. Does everything advertised and more. The support by the manufacturer was tremendous. I needed to do a very particular I2C function and I was able to post my problem and get tons of help from other users and the manufacturer himself. Using this in the Arduino environment made it very easy to program. I will definitely get more of these!

1 of 1 found this helpful:

★★★★★ **Really nice for the price**

about 3 years ago by **Member #390482** ✓ verified purchaser

I got this (misguidedly) for a ADB->USB converter for a keyboard I had, turns out I actually needed a ATmega32u4 based board, not this, so I couldn't use it for that purpose. It's been really nice for other things like low-level DSP, LED control, etc.

2 of 2 found this helpful:

★★★★☆ **Good product, but hard to deal with 3.3V operation.**

about 3 years ago by **Member #542223** ✓ verified purchaser

I needed the smallness of the Teensy, so I could add it to a board containing other circuitry. It's nice to have more pins, too. But I am used to the 5V Arduino, so the whole 3.3V thing has been a little daunting. Couldn't get it to work with a 5V I2C LCD module, so am going back to the drawing board on that one. For most I/O, 3V operation should be no problem.

2 of 11 found this helpful:

★★★★★ **Best fkucing DB Ever!**

about 3 years ago by **Member #365431** ✓ verified purchaser

I put mustered on it and ate that siht....

★★★★★ **Amazing and powerful devboard**

about 2 years ago by **jokkebk** ✓ verified purchaser

I really like tiny form factor devboards, and the Teensy LC blows the competition out of the water with unbeatable price and performance ratio. Compared to ATmegaXX8 based boards (most Arduino Minis, Adafruit Trinkets, and Sparkfun ones) this has native USB support which means it can become some very useful computer peripherals. I implemented an MIDI->USB bridge with literally 20 lines of code in Teensyduino. Very recommended!

about 2 years ago by [Member #494030](#) 

I have used lots of Teensy LCs in lots of projects. The Arduino support is great, supporting all the hardware I've cared about. The chip is capable, with a good assortment of serial devices and high resolution ADCs. The clue level on the Teensy forum is high.

The Teensy 3.x is even better, but the LC is almost always good enough. (Notable exceptions: Teensy Audio Library and OctoWS2811 require 3.x.)

I just wish it had a reset button.

★★★★★ Great Board!

about 2 years ago by [raster](#) 

I've probably used over 100 Teensy LC boards in projects, and they are quite awesome as USB HID devices. (Also, they are "Low Cost!")

★★★★★ Fast Arduiuno

about 4 months ago by [Member #740248](#) 

If you Arduino project could benefit from some speed, most lines of code or better peripherals this is the board for you!

0 of 3 found this helpful:

★★★★☆ Exactly what I've been looking for!

about 3 years ago by [Member #551548](#) 

The only thing that would improve this product is to ship it with pins to mount it to a breadboard. I can't seem to find anything that works perfectly for this during development.

★★★★★ Perfect For Many Small Tasks

about 2 months ago by [timrprobocom](#) 

I've used other Teensy boards several times before and never been disappointed. Same situation here. I needed a simple way to drive a relay from USB, and for and 15 minutes of coding, I have my relay. Simple, effective.

0 of 1 found this helpful:

★★★★★ Photobooth owner

about 2 years ago by [guiguigodro](#) 

Wow !

Wanted physical buttons for my photobooth, done! With some searching in the interwebs, I made my own code with Arduino and it's a charm.

★★★★★ Just what I was looking for

about 2 years ago by [Member #725309](#) 

Its cheap, its small & its fast. Was looking for something to add extra functionality to an electronic toy and the Teensy LC did the job perfectly. I programmed it in C and used the download tool to flash it, but I did also try it out with the Arduino IDE and with the add-on installed that worked great too.

★★★★★ Lots of processing power and speed on a budget

about 2 years ago by [Elecdonia](#) 

This board can do a lot for its cost and tiny size. Also the Teensyduino extensions for the standard Arduino IDE are excellent.

SUBSCRIBE TO NEWSLETTER

SUBSCRIBE TO NEWSLETTER

In 2003, CU student Nate Seidle blew a power supply in his dorm room and, in lieu of a way to order easy replacements, decided to start his own company. Since then, SparkFun has been committed to sustainably helping our world achieve electronics literacy from our headquarters in Boulder, Colorado.

No matter your vision, SparkFun's products and resources are designed to make the world of electronics more accessible. In addition to over 2,000 open source components and widgets, SparkFun offers curriculum, training and online tutorials designed to help demystify the wonderful world of embedded electronics. We're here to help you start something.

About Us

- [About SparkFun](#)
- [SparkFun Education](#)
- [Feeds](#)
- [Jobs](#)
- [Contact](#)

Help

- [Customer Service](#)
- [Shipping](#)
- [Return Policy](#)
- [FAQ](#)
- [Chat With Us](#)

Programs

- [Become a Community Partner](#)
 - [Community Stories](#)
- [Custom Kit Requests](#)
- [Tell Us About Your Project](#)
- [Sell Your Widget on SparkFun](#)
- [Become a SparkFun Distributor](#)
- [Large Volume Sales](#)

Community

- [Forum](#)
- [SparkFun IRC Channel](#)
- [Take the SparkFun Quiz](#)
- [SparkFun Kickstarter Projects](#)
- [Distributors](#)

What's on your mind?



For which department?

Please include your email address if you'd like us to respond to a specific question.

SUBMIT

Looking for pricing, stock, or lifecycle information?

Click below to explore more details on WIN SOURCE:

-  [View DEV-13305](#) on WIN SOURCE
-  [SparkFun Electronics](#) Information

Optimize Your Supply Chain with WIN SOURCE Solutions

-  Global Sourcing Solution
-  Obsolete Management
-  Cost Control Management
-  Shortage Management
-  Alternative Solution
-  Excess Inventory Management