




**THE DATASHEET OF  
FTR-110-52-G-D-06-P-TR**



# SMT MICRO HEADER & SOCKET

(1.27 mm) .050" PITCH • FTR/RSM SERIES

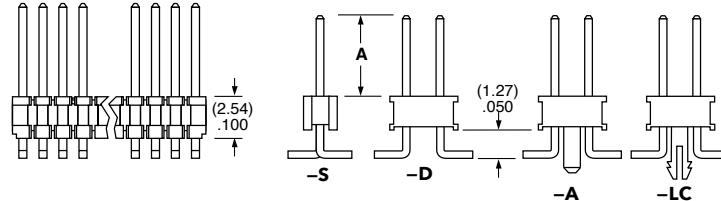
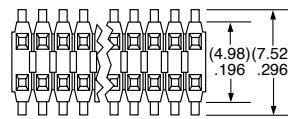
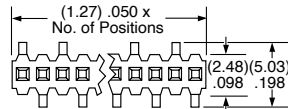


**FTR**  
Mates:  
RSM, SMS, SLM

**RSM**  
Mates:  
FTR, HTMS, HDWM,  
DWM, TML, ZML, TMS

## SPECIFICATIONS

**Insulator Material:**  
Black Liquid Crystal Polymer  
**Contact Material:**  
RSM: Phosphor Bronze  
**Terminal Material:**  
FTR: Phosphor Bronze  
**Plating:**  
Au or Sn over  
50 μm (1.27 μm) Ni  
**Operating Temp Range:**  
FTR: -55 °C to +105 °C with Tin;  
FTR: -55 °C to +125 °C with Gold  
RSM: -55 °C to +125 °C  
**Current Rating (FTR/RSM):**  
3.8 A per pin  
(2 pins powered)  
**Voltage Rating:**  
290 VAC  
**Lead Size Accepted:**  
RSM: (0.46 mm) .018" SQ  
**Insertion Depth:**  
RSM: Top Entry =  
(2.64 mm) .104" to (5.84 mm) .230"  
with (0.38 mm) .015" wipe, or  
pass-through.  
RSM: Bottom Entry =  
(5.49 mm) .216" minimum  
(Add board thickness for  
correct post OAL)



<b>FTR</b>	<b>1</b>	<b>NO. PINS PER ROW</b>	<b>LEAD STYLE</b>	<b>PLATING OPTION</b>	<b>ROW OPTION</b>	<b>OPTION</b>
------------	----------	-------------------------	-------------------	-----------------------	-------------------	---------------

02 thru 40

Specify  
LEAD  
STYLE  
from  
chart

**-L**  
= 10 μm (0.25 μm)  
Gold on post,  
Matte Tin on tail

**-G**  
= 10 μm (0.25 μm)  
Gold on post,  
Gold flash on tail

**-S**  
= Single Row

**-D**  
= Double Row

**-“XX”**  
= Polarized

**-A**  
= Alignment Pin  
(5 positions min. for -D)  
(Metal or plastic  
at Samtec discretion)  
(Not available with -LC)

**-LC**  
= Locking Clip  
(6 positions min. for -D)  
(Not available with -A)  
(Manual placement required)

**-P**  
= Plastic Pick & Place Pad  
(5 positions min. for -D)  
(8 positions min. for -S)

**-TR**  
= Tape & Reel  
(4 positions min. for -S)

**-FR**  
= Full Reel Tape & Reel  
(must order max. quantity  
per reel; contact Samtec  
for quantity breaks)  
(4 positions min. for -S)

LEAD STYLE	A
-01	(5.84) .230
-02	(2.54) .100
-03	(3.18) .125
-51	(4.83) .190
-52	(5.21) .205
-53	(7.24) .285
-54	(8.51) .335
-55	(9.91) .390
-56	(10.29) .405
-57	(10.92) .430

## PROCESSING

**Lead-Free Solderable:**  
Yes  
**SMT Lead Coplanarity:**  
RSM: (0.10 mm) .004" max  
FTR: (0.10 mm) .004" max (02-20)  
FTR: (0.15 mm) .006" max (21-40)\*  
\*(.004" stencil solution  
may be available; contact  
ipg@samtec.com)

<b>RSM</b>	<b>1</b>	<b>NO. PINS PER ROW</b>	<b>02</b>	<b>PLATING OPTION</b>	<b>ROW OPTION</b>	<b>OPTION</b>
------------	----------	-------------------------	-----------	-----------------------	-------------------	---------------

02 thru 36

**-L**  
= 10 μm (0.25 μm)  
Gold on contact,  
Matte Tin on tail

**-S**  
= Single Row

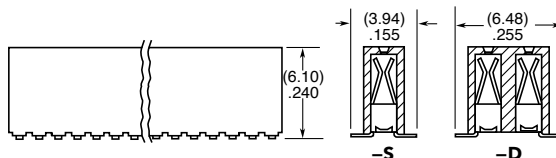
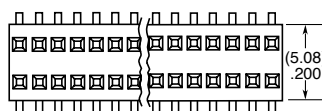
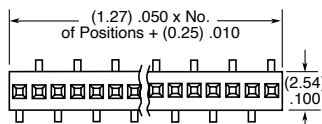
**-D**  
= Double Row

**-K**  
= (6.25 mm) .246" DIA  
Polyimide film  
Pick & Place Pad  
(5 positions  
minimum for -D)  
(7 positions  
minimum for -S)

**-P**  
= Plastic Pick &  
Place Pad  
(5 positions  
minimum for -D)  
(6 positions  
minimum for -S)

**-TR**  
= Tape & Reel

**-FR**  
= Full Reel Tape & Reel  
(must order max.  
quantity per reel;  
contact Samtec for  
quantity breaks)



**ALSO AVAILABLE**  
MOQ Required

Other platings  
Locking clips

**Note:**  
Some lengths, styles and  
options are non-standard,  
non-returnable.

## Looking for pricing, stock, or lifecycle information?

Click below to explore more details on WIN SOURCE:

- ⊖ [View FTR-110-52-G-D-06-P-TR](#) on WIN SOURCE
- ⊖ [Samtec Inc.](#) Information

## Optimize Your Supply Chain with WIN SOURCE Solutions

- ✓ Global Sourcing Solution
- ✓ Obsolete Management
- ✓ Cost Control Management
- ✓ Shortage Management
- ✓ Alternative Solution
- ✓ Excess Inventory Management