



**THE DATASHEET OF**  
**500101**



- 1
- 2
- 3
- 4
- 5
- 6
- 7
- 8
- 9
- 10
- 11
- 12
- 13
- 14
- 15
- 16
- 17
- 18

**MATERIAL**

Aluminium.

**CLAMPING SCREW**

AISI 304 stainless steel with hexagon socket.

**STANDARD EXECUTIONS**

- **MSM-F-ANB**: anodised aluminium, black colour.
- **MSM-F-MT**: natural aluminium, matte finish.

**FEATURES AND APPLICATIONS**

MSM-F connecting clamps have been designed in order to be used with sensor holders type MSM-LA (see page 920) e MSM-LB (see page 921).

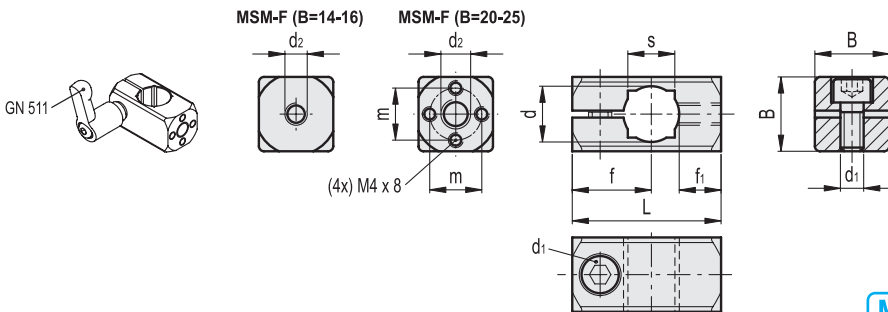
**KEY TO TABLE DIMENSIONS**

d = hole diameter for shaft tolerance h11.

d1 = clamping screws which can be replaced with clamping kit type GN 511 (see page 924).



Conversion Table	
1 mm = 0.039 inch	
d	
mm	inch
8	0.31
10	0.39
12	0.47
15	0.59
16	0.63
20	0.79



**METRIC**

**MSM-F-ANB**

Code	Description	d	d1	d2	L	B	f	f1	m	s	d1 Clamping kit	△
500101	MSM-F-8-M5-ANB	8	M4	M5	25	14	13.5	7.5	-	16	GN 511-M4-14	11
500105	MSM-F-10-M5-ANB	10	M5	M5	30	16	17	8	-	8	GN 511-M5-16	16
500109	MSM-F-10-M6-ANB	10	M5	M6	30	16	17	8	-	8	GN 511-M5-16	20
500113	MSM-F-10-M8-ANB	10	M5	M8	30	16	17	8	-	8	GN 511-M5-16	16
500117	MSM-F-12-M5-ANB	12	M5	M5	32	16	17	9	-	10	GN 511-M5-16	16
500121	MSM-F-12-M6-ANB	12	M5	M6	32	16	17	9	-	10	GN 511-M5-16	37
500125	MSM-F-12-M8-ANB	12	M5	M8	32	16	17	9	-	10	GN 511-M5-16	17
500129	MSM-F-15-M6-ANB	15	M6	M6	40	20	20.5	12	14	12	GN 511-M6-20	20
500133	MSM-F-15-M8-ANB	15	M6	M8	40	20	20.5	12	14	12	GN 511-M6-20	31
500137	MSM-F-16-M6-ANB	16	M6	M6	40	20	20.5	11.5	14	-	GN 511-M6-20	31
500141	MSM-F-16-M8-ANB	16	M6	M8	40	20	20.5	11.5	14	-	GN 511-M6-20	30
500145	MSM-F-20-M8-ANB	20	M6	M8	45	25	21.5	12	17	16	GN 511-M6-25	51
500149	MSM-F-20-M10-ANB	20	M6	M10	45	25	21.5	12	17	16	GN 511-M6-25	50



**MSM-F-MT**

Code	Description	d	d1	d2	L	B	f	f1	m	s	d1 Clamping kit	△
500103	MSM-F-8-M5-MT	8	M4	M5	25	14	13.5	7.5	-	-	GN 511-M4-14	11
500107	MSM-F-10-M5-MT	10	M5	M5	30	16	17	8	-	8	GN 511-M5-16	16
500111	MSM-F-10-M6-MT	10	M5	M6	30	16	17	8	-	8	GN 511-M5-16	20
500115	MSM-F-10-M8-MT	10	M5	M8	30	16	17	8	-	8	GN 511-M5-16	16
500119	MSM-F-12-M5-MT	12	M5	M5	32	16	17	9	-	10	GN 511-M5-16	16
500123	MSM-F-12-M6-MT	12	M5	M6	32	16	17	9	-	10	GN 511-M5-16	16
500127	MSM-F-12-M8-MT	12	M5	M8	32	16	17	9	-	10	GN 511-M5-16	15
500131	MSM-F-15-M6-MT	15	M6	M6	40	20	20.5	12	14	12	GN 511-M6-20	20
500135	MSM-F-15-M8-MT	15	M6	M8	40	20	20.5	12	14	12	GN 511-M6-20	31
500139	MSM-F-16-M6-MT	16	M6	M6	40	20	20.5	11.5	14	-	GN 511-M6-20	31
500143	MSM-F-16-M8-MT	16	M6	M8	40	20	20.5	11.5	14	-	GN 511-M6-20	30
500147	MSM-F-20-M8-MT	20	M6	M8	45	25	21.5	12	17	16	GN 511-M6-25	51
500151	MSM-F-20-M10-MT	20	M6	M10	45	25	21.5	12	17	16	GN 511-M6-25	50







Levelling feet and supports

## Looking for pricing, stock, or lifecycle information?

Click below to explore more details on WIN SOURCE:

-  [View 500101 on WIN SOURCE](#)
-  [Elesa USA Corporation Information](#)

## Optimize Your Supply Chain with WIN SOURCE Solutions

-  Global Sourcing Solution
-  Obsolete Management
-  Cost Control Management
-  Shortage Management
-  Alternative Solution
-  Excess Inventory Management