



**THE DATASHEET OF
FFSD-15-D-02.36-01-N**



TIGER EYE™ FLAT IDC WIRE CABLES

(1.27 mm) .050" PITCH • FFSD SERIES



FFSD

Mates:

FTS, FTSH, EHF,
SHF, ESHF

SPECIFICATIONS

Insulator Material:

PBT

Contact:

BeCu

Plating:

10 μ" (0.25 μm) Au over 50 μ"
(1.27 μm) Ni on contact area;
Sn over 50 μ" (1.27 μm) Ni
on balance

Wire:

30 AWG

Current Rating (FFSD/FTSH):

2.3 A per pin
(2 pins powered)

Operating Temp Range:

-40 °C to +105 °C

Lead Size Accepted:

(0.41 mm) .016" SQ

Insertion Depth:

(2.64 mm) .104" to
(3.17 mm) .125"

ALSO AVAILABLE

MOQ Required

Other Sizes

SERIES	NO. PINS PER ROW	END OPTION	OVERALL LENGTH	01	N	OTHER OPTION
--------	------------------	------------	----------------	----	---	--------------

FFSD
= Socket Strip

-04, -05, -06, -08, -10, -11, -12, -13, -15, -17, -20, -25
(Standard sizes)

-S
= Single End
-D
= Double End

-"XX.XX"
= Assembled Length

-N
= Notch Polarization
(Notch option not available with -04 position)

-RW
= Reverse Wiring
(Red wire opposite position #1)

-D "XX"
= Daisy Chain

-SR
= Strain Relief
(Mates only with ESHF Series)
(Not available with -O, -M, -R or -DXX)

-R
= Reversed

-M
= Middle Reversed
(Requires -DXX)

-O
= Outside Reversed
(Requires -DXX)



Single End (-S)



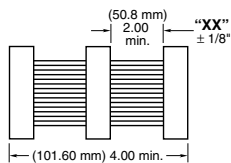
Double End (-D)



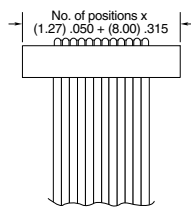
Assembled Length (-"XX.XX")



Reverse Wiring (-RW)



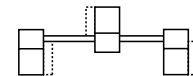
Daisy Chain (-D "XX")



Strain Relief (-SR)



Reversed (-R)



Middle Reversed (-M)





Outside Reversed (-O)

Note:

This Series is non-standard, non-returnable.

Looking for pricing, stock, or lifecycle information?

Click below to explore more details on WIN SOURCE:

-  [View FFSD-15-D-02.36-01-N on WIN SOURCE](#)
-  [Samtec Inc. Information](#)

Optimize Your Supply Chain with WIN SOURCE Solutions

-  Global Sourcing Solution
-  Obsolete Management
-  Cost Control Management
-  Shortage Management
-  Alternative Solution
-  Excess Inventory Management