



**THE DATASHEET OF  
1885650000**



## System LSF LSF-SMT 3.50/02/135 3.5SN BK TU

**Weidmüller Interface GmbH & Co. KG**  
 Klingenbergstraße 16  
 D-32758 Detmold  
 Germany  
 Fon: +49 5231 14-0  
 Fax: +49 5231 14-2083  
 www.weidmueller.com



PCB terminal for fully automatic assembly in reflow soldering (SMT), with PUSH IN conductor connection system. Conductor inserted and slider operated in same direction (TOP). Packed in box or as tape on reel. Pin lengths optimised at 1.5 mm or 3.5 mm. Conductor outlet direction 90°.

- 0.20 - 1.5 mm<sup>2</sup> (IEC) / 24 - 16 AWG (UL)
- 320 V (IEC) / 300 V (UL)
- 17.5 A (IEC) / 10 A (UL)

### General ordering data

|                  |   |
|------------------|---|
| Order No.        | <a href="#">1885650000</a>  |
| Part designation | LSF-SMT 3.50/02/135 3.5SN BK TU   |
| Version          | PCB terminal, 3.50 mm, No. of poles: 2, 135°, Solder pin length: 3.5 mm, tinned, black, PUSH IN, Clamping range, max.: 1.5 mm <sup>2</sup> , Tube |
| GTIN (EAN)       | 4032248490561   |
| Qty.             | 71 pc(s).   |
| Packaging        | Tube  |

**System LSF**  
**LSF-SMT 3.50/02/135 3.5SN BK TU**

**Weidmüller Interface GmbH & Co. KG**  
Klingenbergstraße 16  
D-32758 Detmold  
Germany  
Fon: +49 5231 14-0  
Fax: +49 5231 14-2083  
www.weidmueller.com

**Technical data**

**System parameters**

|   |                          |  |                        |
|---|--------------------------|--|------------------------|
| Product family                            | System LSF               | Conductor connection system                    | PUSH IN                |
| Fitted to PCB                             | Reflow solder connection | Outgoing direction of conductor                | 135°                   |
| Pitch in mm                               | 3.5 mm                   | Pitch in inch                                  | 0.138 inch             |
| No. of poles                              | 2                        | Fitted by customer                             | No                     |
| No. of rows                               | 1                        | Solder pin length                              | 3.5 mm                 |
| Diameter of solder eyelet                 | 1.1 mm                   | Tolerance of the diameter of the solder eyelet | + 0,1 mm               |
| Number of solder pins per pole            | 2                        | Stripping length                               | 8 mm                   |
| L1 in mm                                  | 3.5 mm                   | L1 in inch                                     | 0.138 inch             |
| Electric shock protection to DIN VDE 0470 | IP 20                    | Electric shock protection to DIN VDE 57 106    | Safe from finger touch |

**Material data**

|                          |              |                 |        |
|--------------------------|--------------|-----------------|--------|
| Insulating material      | LCP GF       | Colour          | black  |
| Flammability class UL 94 | V-0          | CTI             | ≥ 175  |
| Contact material         | Copper alloy | Contact surface | tinned |
| Contact base material    | Copper alloy |                 |        |

**Connectable conductors**

|   |                      |   |                      |
|---|----------------------|---|----------------------|
| Clamping range, min.                            | 0.13 mm <sup>2</sup> | Clamping range, max.                              | 1.5 mm <sup>2</sup>  |
| Conductor connection cross-section AWG, min.    | AWG 24               | Conductor connection cross-section AWG, max.      | AWG 16               |
| Solid, min. H05(07) V-U                         | 0.2 mm <sup>2</sup>  | Solid, max. H05(07) V-U                           | 1.5 mm <sup>2</sup>  |
| Flexible, min. H05(07) V-K                      | 0.2 mm <sup>2</sup>  | Flexible, max. H05(07) V-K                        | 1.5 mm <sup>2</sup>  |
| w. wire end ferrule, DIN 46228 pt 1, min.       | 0.25 mm <sup>2</sup> | with wire end ferrule, DIN 46228 pt 1, max.       | 1.5 mm <sup>2</sup>  |
| w. plastic collar ferrule, DIN 46228 pt 4, min. | 0.25 mm <sup>2</sup> | with plastic collar ferrule, DIN 46228 pt 4, max. | 0.75 mm <sup>2</sup> |

**DIN IEC rating data**

|  |                  |  |        |
|--|------------------|--|--------|
| Rated current, min. No. of poles (Tu=20°C)                                     | 17.5 A           | Rated current, max. No. of poles (Tu=20°C)                                     | 16 A   |
| Rated current, no. of poles (Tu=40°C), min.                                    | 17.5 A           | Rated current, no. of poles (Tu=40°C), max.                                    | 14 A   |
| Rated voltage for overvoltage class/pollution severity II/2                    | 320 V            | Rated voltage for overvoltage class/pollution severity III/2                   | 160 V  |
| Rated voltage at overvoltage category/pollution degree III/3                   | 160 V            | Rated impulse withstand voltage for overvoltage class/pollution severity II/2  | 2.5 kV |
| Rated impulse withstand voltage for overvoltage class/pollution severity III/2 | 2.5 kV           | Rated impulse withstand voltage for overvoltage class/pollution severity III/3 | 2.5 kV |
| Short-time withstand current resistance  | 3 x 1s with 80 A |  |        |

**CSA rating data**

|                               |        |                               |        |
|-------------------------------|--------|-------------------------------|--------|
| Rated voltage (Use group B)   | 300 V  | Rated current (use group B)   | 10 A   |
| Rated voltage (use group D)   | 300 V  | Rated current (use group D)   | 10 A   |
| Wire cross-section, AWG, min. | AWG 24 | Wire cross-section, AWG, max. | AWG 16 |

**UL 1059 rating data**

|                               |        |                               |        |
|-------------------------------|--------|-------------------------------|--------|
| Rated voltage (use group B)   | 300 V  | Rated current (use group B)   | 12 A   |
| Rated voltage (use group D)   | 300 V  | Rated current (use group D)   | 10 A   |
| Wire cross-section, AWG, min. | AWG 24 | Wire cross-section, AWG, max. | AWG 16 |

## System LSF LSF-SMT 3.50/02/135 3.5SN BK TU

**Weidmüller Interface GmbH & Co. KG**  
 Klingenbergstraße 16  
 D-32758 Detmold  
 Germany  
 Fon: +49 5231 14-0  
 Fax: +49 5231 14-2083  
 www.weidmueller.com

## Technical data

### Approvals

|                      |                               |
|----------------------|-------------------------------|
| Approvals institutes | CSA; CURUS; GOSTME25;<br>ROHS |
|----------------------|-------------------------------|

### Classifications

|            |             |            |             |
|------------|-------------|------------|-------------|
| ETIM 3.0   | EC001284    | eClass 5.1 | 27-26-11-01 |
| eClass 6.0 | 27-26-11-01 |            |             |

### Notes

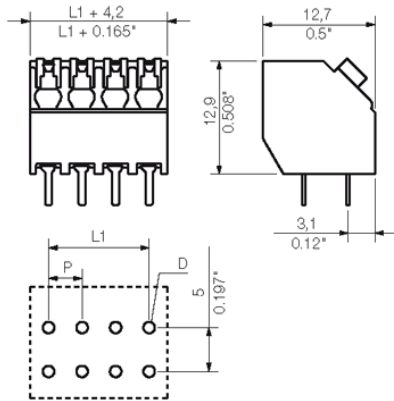
|       |  |
|-------|--|
| Notes | <ul style="list-style-type: none"> <li>• Additional colours on request</li> <li>• Rated current related to rated cross-section and min. No. of poles.</li> <li>• Wire end ferrule without plastic collar to DIN 46228 pt 1</li> <li>• The data given under CSA relates to a cUL approval - E60693</li> <li>• P on drg. = pitch</li> <li>• Diameter of solder eyelet D = 1.1+0.1 mm</li> <li>• Operating force of slider max. 40 N</li> <li>• Rated data refer only to the component itself. Clearance and creepage distances to other components are to be designed in accordance with the relevant application standards.</li> <li>• Crimping shape "A" for wire end ferrules with PZ 6/5 crimping tool are recommended for the largest cable sizes.</li> </ul> |
|-------|--|

**Datasheet**

**System LSF**  
**LSF-SMT 3.50/02/135 3.5SN BK TU**



**Weidmüller Interface GmbH & Co. KG**  
Klingenbergstraße 16  
D-32758 Detmold  
Germany  
Fon: +49 5231 14-0  
Fax: +49 5231 14-2083  
www.weidmueller.com

**Drawings**



## Looking for pricing, stock, or lifecycle information?

Click below to explore more details on WIN SOURCE:

-  [View 1885650000 on WIN SOURCE](#)
-  [Weidmuller Information](#)

## Optimize Your Supply Chain with WIN SOURCE Solutions

-  Global Sourcing Solution
-  Obsolete Management
-  Cost Control Management
-  Shortage Management
-  Alternative Solution
-  Excess Inventory Management