




THE DATASHEET OF
39501000440



395 Series

TE5® Fast-Acting Fuse



Description

The 395 Series TE5® Fuses are fast-acting type, 125 V and are designed in accordance to UL 248-14.

Features & Benefits

- RoHS-compliant, Lead-free and Halogen-free
- Reduced PCB space requirements
- Direct solderable or plug-in versions
- Low internal resistance
- Shock safe casing
- Vibration resistant
- Available from 0.05 A to 6.3 A
- Listed to UL/CSA/NMX 248-1 and UL/CSA/NMX 248-14
- Conforms to DENAN's Appendix 3 for the Japanese Market

Additional Information



Resources



Accessories



Samples

Electrical Characteristics

% of Ampere Rating	Opening Time
200%	60 Seconds, Max.

Applications

- Battery chargers
- Consumer Electronics
- Power supplies
- Industrial controllers

Agency Approvals

Agency	Agency File/Certificate Number	Ampere Range
cUL	E67006	0.05 A - 6.3 A
UL	E67006	0.05 A - 6.3 A
PS E	NBK010721-JP1021	1 A - 5 A
CE	NA	0.05 A - 6.3 A
UK CA	NA	0.05 A - 6.3 A

Electrical Characteristics

Amp Code	Rated Current	Voltage Rating	Breaking Capacity	Nominal Cold Resistance (Ohms)	Voltage Drop 1.0xI _N max. (mV)	Power Dissipation 1.0xI _N max. (mW)	Melting Integral 10xI _N max. (A ² s)	Agency Approvals				
								CE	UK CA	cUL	UL	PS E
0050	50mA	125V	100A @125 VAC	8.1290	1600	85	0.0001	x	x	x	x	-
0063	63mA	125V		4.6900	1300	85	0.0001	x	x	x	x	-
0080	80mA	125V		3.6500	1200	100	0.0002	x	x	x	x	-
0100	100mA	125V		7.4910	1100	110	0.0013	x	x	x	x	-
0125	125mA	125V		6.1970	1350	160	0.0019	x	x	x	x	-
0160	160mA	125V		4.2850	1000	150	0.0037	x	x	x	x	-
0200	200mA	125V		2.9780	950	210	0.0075	x	x	x	x	-
0250	250mA	125V		2.3100	900	225	0.0130	x	x	x	x	-
0315	315mA	125V		1.7220	800	255	0.0260	x	x	x	x	-
0400	400mA	125V		0.2200	230	95	0.0150	x	x	x	x	-
0500	500mA	125V		0.1570	220	110	0.0250	x	x	x	x	-
0630	630mA	125V		0.1180	210	135	0.0450	x	x	x	x	-
0800	800mA	125V		0.0970	200	160	0.0680	x	x	x	x	-
1100	1.00A	125V		0.0710	190	190	0.1300	x	x	x	x	x
1125	1.25A	125V		0.0635	180	225	0.2000	x	x	x	x	x
1160	1.60A	125V		0.0492	170	275	0.3900	x	x	x	x	x
1200	2.00A	125V		0.0412	160	450	0.5300	x	x	x	x	x
1250	2.50A	125V		0.0305	150	375	1.1000	x	x	x	x	x
1315	3.15A	125V		0.0247	140	445	1.9000	x	x	x	x	x
1400	4.00A	125V		0.0193	130	520	3.2000	x	x	x	x	x
1500	5.00A	125V	0.0139	120	600	6.1000	x	x	x	x	x	
1630	6.30A	125V	0.0116	115	850	9.7000	x	x	x	x	-	

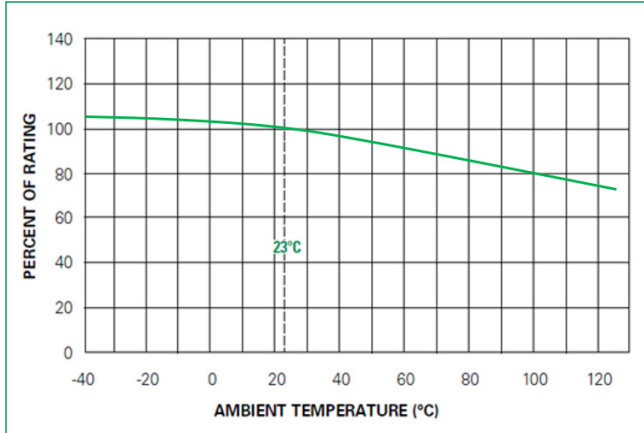
Notes:

1. 1.00 means the number one with two decimal places. 1,000 means the number one thousand.
2. Resistance is measured at 10% of rated current, 25°C.

395 Series

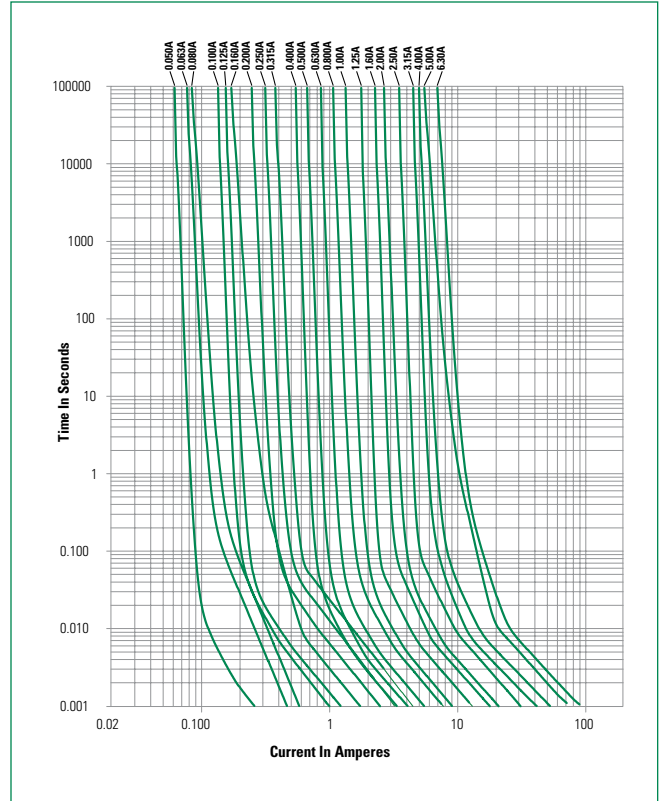
TE5® Fast-Acting Fuse

Temperature Re-rating Curve

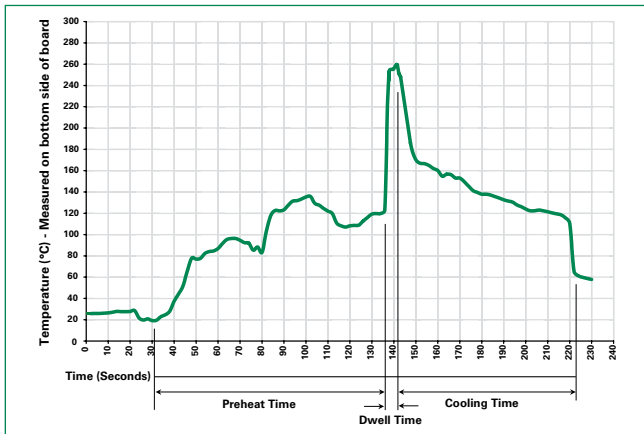


Note:
1. Rerating depicted in this curve is in addition to the standard derating of 25% for continuous operation.

Average Time Current Curves



Soldering Parameters - Wave Soldering



Recommended Process Parameters:

Wave Parameter	Lead-Free Recommendation
Preheat: (Depends on Flux Activation Temperature)	(Typical Industry Recommendation)
Temperature Minimum:	100°C
Temperature Maximum:	150°C
Preheat Time:	60-180 seconds
Solder Pot Temperature:	260°C Maximum
Solder Dwell Time:	2-5 seconds

Recommended Hand-Solder Parameters:

Solder Iron Temperature: 350°C +/- 5°C
Heating Time: 5 seconds max.

Note: These devices are not recommended for IR or Convection Reflow process.

395 Series

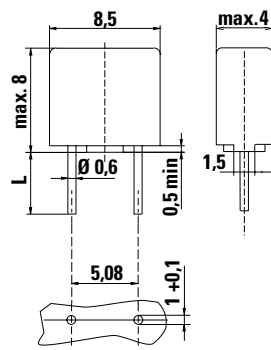
TE5® Fast-Acting Fuse

Product Characteristics

Materials	Base/Cap: Thermoplastic Polyamide PA 6.6, UL 94 V-0 Round Pins: Copper, Tin-plated
Lead Pull Strength	10 N (IEC 60068-2-21)
Solderability	260°C, ≤ 3s. (Wave) 350°C, ≤ 1s. (Soldering Iron)
Soldering Heat Resistance	260°C, 10s. (IEC 60068-2-20) 350°C, 3s. (Soldering Iron)

Operating Temperature	-40°C to +125°C (Consider re-rating)
Climatic Category	-40°C to +85°C/21 days (IEC 60068-1,-2-1,-2-2,-2-78)
Stock Conditions	+10°C to +60°C RH ≤ 75% yearly average, without dew, maximum value for 30 days-95%
Vibration Resistance	24 cycles at 15 min. each (IEC 60068-2-6) 10 - 60Hz at 0.75mm amplitude 60 - 2000Hz at 10g acceleration

Dimensions (mm)

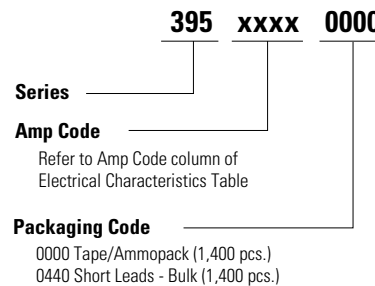


Holes in PCB

Long Leads (L=18.8 mm ±0.3)

Short Leads (L=4.3 mm ±0.3)

Part Numbering System



Packaging

Packaging Option	Packaging Specification	Quantity	Quantity & Packaging Code	Taping Width
395 Series				
Tape and Ampopack	N/A	1,400	0000	N/A
Short Leads	N/A	1,400	0440	N/A

Disclaimer Notice - Littelfuse products are not designed for, and shall not be used for, any purpose (including, without limitation, automotive, military, aerospace, medical, life-saving, life-sustaining or nuclear facility applications, devices intended for surgical implant into the body, or any other application in which the failure or lack of desired operation of the product may result in personal injury, death, or property damage) other than those expressly set forth in applicable Littelfuse product documentation. Warranties granted by Littelfuse shall be deemed void for products used for any purpose not expressly set forth in applicable Littelfuse documentation. Littelfuse shall not be liable for any claims or damages arising out of products used in applications not expressly intended by Littelfuse as set forth in applicable Littelfuse documentation. The sale and use of Littelfuse products is subject to Littelfuse Terms and Conditions of Sale, unless otherwise agreed by Littelfuse. Information furnished is believed to be accurate and reliable. However, users should independently evaluate the suitability of and test each product selected for their own applications. Littelfuse products are not designed for, and may not be used in, all applications. Read complete Disclaimer Notice at www.littelfuse.com/disclaimer-electronics.

Looking for pricing, stock, or lifecycle information?

Click below to explore more details on WIN SOURCE:

 [View 39501000440 on WIN SOURCE](#)

 [Littelfuse Inc. Information](#)

Optimize Your Supply Chain with WIN SOURCE Solutions

-  Global Sourcing Solution
-  Obsolete Management
-  Cost Control Management
-  Shortage Management
-  Alternative Solution
-  Excess Inventory Management