


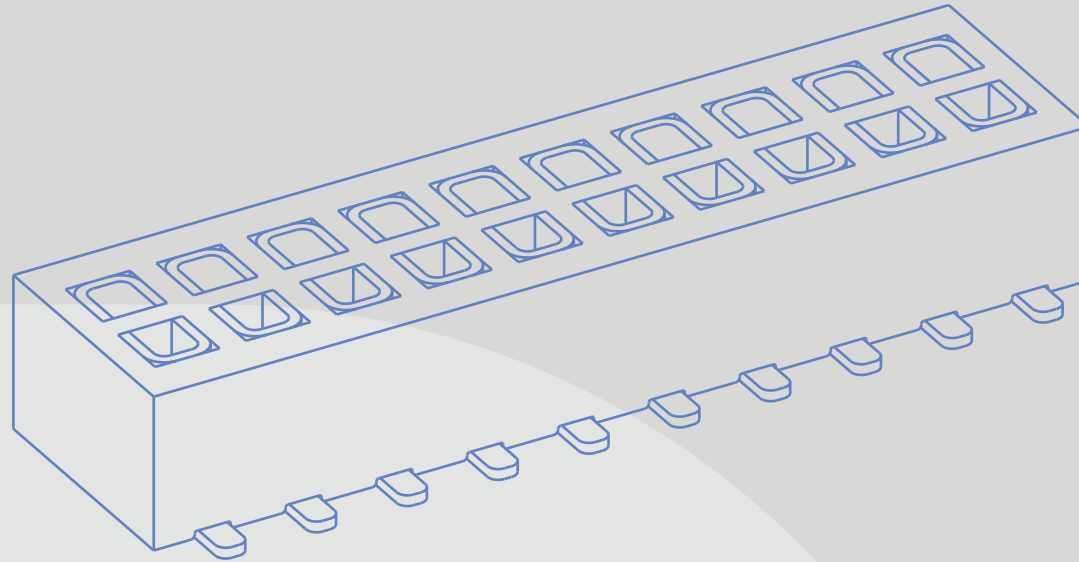


**THE DATASHEET OF**  
**M50-4302545**



# HARWIN

CONNECT TECHNOLOGY  
WITH CONFIDENCE



DEPENDABLE  
CONNECTIVITY  
ACROSS THE BOARD

## ARCHER

# PIN HEADER / SOCKET CONNECTORS

1.27MM (.05") PITCH

**BBi**  
RANGE

# HARWIN

**ARCHER**

## BBi CONNECTORS FROM HARWIN.

### Dependable performance on 1.27mm (.05") Pitch

Reliable all-purpose connectivity with cost-effective simplicity. Stocked in depth across the global distribution network. Compatible with industry-standard designs.

Archer connectors are based on a miniaturized half-pitch version of the M20 2.54mm pitch series. At 1.27mm (.05") pitch, these connectors give up to 38% space saving on 2mm pitch, and 50% on the 2.54mm pitch. This space saving allows more room for added functionality or smaller PCBs and enclosures.

Throughboard and Gull-wing SMT terminations, vertical and horizontal orientations. Contact counts from 2 to 100 are available.

Female twin-beam or tuning fork connectors are enclosed in a rectangular protective housing – some designs also include polarization and location pegs. Double row connectors have either 1.27mm or 2.54mm between rows; single row is also available.

Cable connectors use IDC contacts for fast cable termination. No cable stripping required; contacts pierce through the insulation and connect with the ribbon cable conductors. Ready-made cable assemblies with pre-set lengths available from stock.

### FEATURES

- Dependable and reliable, easy to use
- Compatible with industry standard equivalent connectors
- Quality cost-effective connections

### APPLICATIONS

- Embedded computing
- Factory automation
- Consumer electronics
- Metering and monitoring



# ARCHER

## SPECIFICATIONS

MATERIALS	ELECTRICAL	MECHANICAL	ENVIRONMENTAL
Housings: <b>Glass-filled Thermoplastic, UL94V-0</b>	Current per contact: <b>0.5A to 1.75A</b> <b>(check individual product)</b>	Durability: <b>25 to 600 operations</b> <b>(check individual product)</b>	Operating temperature: <b>-40°C to +105°C (Connectors)</b> <b>-20°C to +105°C (Cable Assemblies)</b>
Contacts: <b>Copper Alloy</b>	Maximum voltage: <b>250V to 1,000V</b> <b>(check individual product)</b>	Insertion force (per contact): <b>2.0N max (Connectors)</b> <b>10N max total (Jumper Sockets)</b>	
Contact Finish: <b>Gold on contact area,</b> <b>Tin or Gold on termination</b>	Contact resistance: <b>30mΩ max</b>	Withdrawal force (per contact): <b>0.1N min (Connectors)</b> <b>1.3N min total (Jumper Sockets)</b>	Compliance: <b>RoHS Compliant</b> <b>REACH / CMRT statements</b>
Cable: <b>PVC to UL2678, 30AWG</b>	Insulation resistance: <b>1GΩ min</b>	Pitch: <b>1.27mm (.05")</b>	

Specifications are subject to change.




# ARCHER

## PRODUCT CATEGORIES


### M50 Board-to-Board

Vertical and horizontal orientation for male and female connectors, single and double row designs. Male contacts use 0.4mm square pins. Throughboard or SMT gull-wing terminations for easy solder joint inspection. Use male pin headers with jumper sockets for on-board hardware programming.



### M50 IDC: Cable-to-Board

IDC terminations for 30AWG, 0.635mm pitch ribbon cable termination. Complete cable assemblies in female-female or male-female configurations, or male transition DIP & female connectors with tooling for do-it-yourself assembly. Fully shrouded & polarized male PCB and female cable connections. Male PCB connectors include ejector latches for fast and easy un-mating. Male contacts use 0.4mm square pins.



Specifications are subject to change.



VIEW FULL SERIES & SPECIFICATIONS [HERE](#)




# ARCHER

## PRODUCT CATEGORIES


### M50 Board-to-Board Polarized

Double row vertical SMT female PCB connector with location pegs and polarized housing. Choice of male connectors in vertical SMT, vertical and horizontal throughboard orientations. Male contacts use 0.4mm square or 0.4x0.3mm pins.



### M52 Board-to-Board

Vertical orientation male and female connectors in throughboard and surface mount. Single and double row designs, with 2.54mm between rows on the double row style. Male contacts use 0.46mm square pins. Choice of vertical connector height on females for different board-to-board heights.



Specifications are subject to change.



## DOWNLOADS

### Technical Documents

Component Specification  
(including pin numbering system)



### Product Training

Product Training Module (PTM)



Archer IDC Termination Hand Tool Instructions



Specifications are subject to change.



VIEW FULL SERIES & SPECIFICATIONS **HERE**



# HARWIN

CONNECT TECHNOLOGY  
WITH CONFIDENCE



HIGH RELIABILITY  
WITH SUPREME  
PERFORMANCE



INNOVATIVE  
DESIGNS FOR  
EASY ASSEMBLY



DEPENDABLE  
CONNECTIVITY  
ACROSS THE BOARD

**HRI**  
RANGE

**EZI**  
RANGE

**BBI**  
RANGE

FOR FURTHER INFORMATION PLEASE CONTACT:

**Europe, Middle East & Africa**

E: [technical@harwin.com](mailto:technical@harwin.com)

**Americas**

E: [technical-us@harwin.com](mailto:technical-us@harwin.com)

**Asia Pacific**

E: [technical-asia@harwin.com](mailto:technical-asia@harwin.com)

// [WWW.HARWIN.COM](http://WWW.HARWIN.COM)

## Looking for pricing, stock, or lifecycle information?

Click below to explore more details on WIN SOURCE:

 [View M50-4302545 on WIN SOURCE](#)

 [Harwin Inc. Information](#)

## Optimize Your Supply Chain with WIN SOURCE Solutions

-  Global Sourcing Solution
-  Obsolete Management
-  Cost Control Management
-  Shortage Management
-  Alternative Solution
-  Excess Inventory Management