



**THE DATASHEET OF**  
**2907774**



## Base strip - MSTBO 2.5/ 4-G1L KMGY - 2907774

Please be informed that the data shown in this PDF Document is generated from our Online Catalog. Please find the complete data in the user's documentation. Our General Terms of Use for Downloads are valid (<http://download.phoenixcontact.com>)




Header, Nominal current: 12 A, Rated voltage (III/2): 320 V, Number of positions: 4, Pitch: 5 mm, Assembly: Soldering

### Why buy this product

- Headers for ME/ME MAX electronics housing
- 5 mm pitch
- 2 to 4-pos.
- Plug-in direction orthogonal to the PCB



### Key commercial data

Packing unit	1
Minimum order quantity	50
Catalog page	Page 295 (CC-2011)
GTIN	 4 017918 323615
Custom tariff number	85366990
Country of origin	INDIA

### Technical data

#### Dimensions / positions

Pitch	5 mm
Dimension a	15 mm
Number of positions	4
Pin dimensions	1 x 1 mm
Pin spacing	5.00 mm
Hole diameter	1.4 mm

#### Technical data

Range of articles	MSTBO 2,5/..-G1L
Insulating material group	I
Rated surge voltage (III/3)	4 kV
Rated surge voltage (III/2)	4 kV

## Base strip - MSTBO 2.5/ 4-G1L KMGY - 2907774

### Technical data

#### Technical data

Rated surge voltage (II/2)	4 kV
Rated voltage (III/2)	320 V
Rated voltage (II/2)	400 V
Connection in acc. with standard	EN-VDE
Nominal current I <sub>N</sub>	12 A
Nominal voltage U <sub>N</sub>	250 V
Maximum load current	12 A
Insulating material	PA
Inflammability class according to UL 94	V0
Nominal voltage, UL/CUL Use Group B	300 V
Nominal current, UL/CUL Use Group B	12 A
Nominal voltage, UL/CUL Use Group D	300 V
Nominal current, UL/CUL Use Group D	10 A

### Classifications

#### ETIM

ETIM 2.0	EC001031
ETIM 3.0	EC001031
ETIM 4.0	EC002637
ETIM 5.0	EC002637

#### UNSPSC

UNSPSC 11	34131203
UNSPSC 12.01	39121432
UNSPSC 13.2	39121432
UNSPSC 6.01	30211801
UNSPSC 7.0901	39121432

#### eCl@ss

eCl@ss 4.0	272607xx
eCl@ss 4.1	27260701
eCl@ss 5.0	27260701
eCl@ss 5.1	27260701
eCl@ss 6.0	27260704
eCl@ss 7.0	27440402

### Approvals

#### Approvals

---

# Base strip - MSTBO 2.5/ 4-G1L KMGY - 2907774

## Approvals


Approvals


CSA / UL Recognized / VDE Gutachten mit Fertigungsüberwachung / cUL Recognized / IEC60947-1 / IEC60947-2 / IEC60947-3 / IEC60947-4 / IEC60947-5-1 / IEC60947-5-2 / IEC60947-5-3 / IEC60947-5-4 / IEC60947-5-5 / IEC60947-5-6 / IEC60947-5-7 / IEC60947-5-8 / IEC60947-5-9 / IEC60947-5-10 / IEC60947-5-11 / IEC60947-5-12 / IEC60947-5-13 / IEC60947-5-14 / IEC60947-5-15 / IEC60947-5-16 / IEC60947-5-17 / IEC60947-5-18 / IEC60947-5-19 / IEC60947-5-20 / IEC60947-5-21 / IEC60947-5-22 / IEC60947-5-23 / IEC60947-5-24 / IEC60947-5-25 / IEC60947-5-26 / IEC60947-5-27 / IEC60947-5-28 / IEC60947-5-29 / IEC60947-5-30 / IEC60947-5-31 / IEC60947-5-32 / IEC60947-5-33 / IEC60947-5-34 / IEC60947-5-35 / IEC60947-5-36 / IEC60947-5-37 / IEC60947-5-38 / IEC60947-5-39 / IEC60947-5-40 / IEC60947-5-41 / IEC60947-5-42 / IEC60947-5-43 / IEC60947-5-44 / IEC60947-5-45 / IEC60947-5-46 / IEC60947-5-47 / IEC60947-5-48 / IEC60947-5-49 / IEC60947-5-50 / IEC60947-5-51 / IEC60947-5-52 / IEC60947-5-53 / IEC60947-5-54 / IEC60947-5-55 / IEC60947-5-56 / IEC60947-5-57 / IEC60947-5-58 / IEC60947-5-59 / IEC60947-5-60 / IEC60947-5-61 / IEC60947-5-62 / IEC60947-5-63 / IEC60947-5-64 / IEC60947-5-65 / IEC60947-5-66 / IEC60947-5-67 / IEC60947-5-68 / IEC60947-5-69 / IEC60947-5-70 / IEC60947-5-71 / IEC60947-5-72 / IEC60947-5-73 / IEC60947-5-74 / IEC60947-5-75 / IEC60947-5-76 / IEC60947-5-77 / IEC60947-5-78 / IEC60947-5-79 / IEC60947-5-80 / IEC60947-5-81 / IEC60947-5-82 / IEC60947-5-83 / IEC60947-5-84 / IEC60947-5-85 / IEC60947-5-86 / IEC60947-5-87 / IEC60947-5-88 / IEC60947-5-89 / IEC60947-5-90 / IEC60947-5-91 / IEC60947-5-92 / IEC60947-5-93 / IEC60947-5-94 / IEC60947-5-95 / IEC60947-5-96 / IEC60947-5-97 / IEC60947-5-98 / IEC60947-5-99 / IEC60947-5-100


Ex Approvals


Approvals submitted

## Approval details

CSA 		
	B	D
Nominal current I <sub>N</sub>	10 A	10 A
Nominal voltage U <sub>N</sub>	300 V	300 V

UL Recognized 		
	B	D
Nominal current I <sub>N</sub>	12 A	10 A
Nominal voltage U <sub>N</sub>	300 V	300 V

VDE Gutachten mit Fertigungsüberwachung 	
Nominal current I <sub>N</sub>	8 A
Nominal voltage U <sub>N</sub>	250 V

cUL Recognized 		
	B	D
Nominal current I <sub>N</sub>	12 A	10 A
Nominal voltage U <sub>N</sub>	300 V	300 V

# Base strip - MSTBO 2.5/ 4-G1L KMGY - 2907774

## Approvals

IECEE CB Scheme	
Nominal current I <sub>N</sub>	8 A
Nominal voltage U <sub>N</sub>	250 V



## Accessories

### Accessories

### Assembly

Accessories - MSTB-BF - 1759981



Mounting flange, for fixing both ends of the header onto the PCB, green insulating material, with M 2 x 14 screws and nuts.

Accessories - MSTB-BL - 1755477



Keying cap, for forming sections, plugs onto header pin, green insulating material

Coding section - CR MSTBO-G1 - 2199618

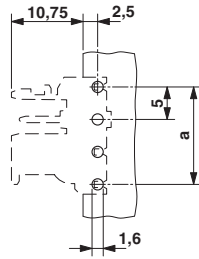


Coding section

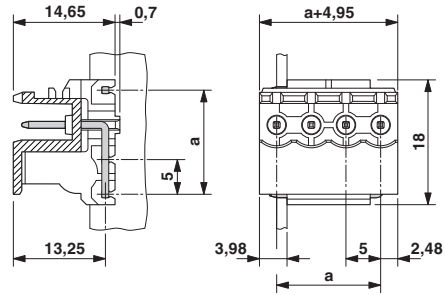
## Drawings

# Base strip - MSTBO 2.5/ 4-G1L KMGY - 2907774

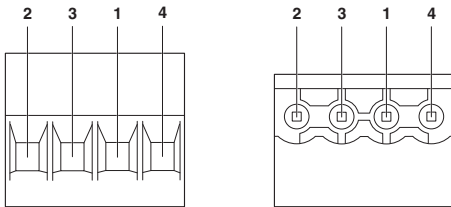
Drilling diagram



Dimensioned drawing



Schematic diagram



Pin assignment left

## Looking for pricing, stock, or lifecycle information?

Click below to explore more details on WIN SOURCE:

- ⊖ [View 2907774](#) on WIN SOURCE
- ⊖ [Phoenix Contact](#) Information

## Optimize Your Supply Chain with WIN SOURCE Solutions

- ✓ Global Sourcing Solution
- ✓ Obsolete Management
- ✓ Cost Control Management
- ✓ Shortage Management
- ✓ Alternative Solution
- ✓ Excess Inventory Management