



**THE DATASHEET OF**  
**2551510000**



**A-series  
A2C 35**

**Weidmüller Interface GmbH & Co. KG**  
Klingenbergstraße 26  
D-32758 Detmold  
Germany  
Fon: +49 5231 14-0  
Fax: +49 5231 14-292083  
www.weidmueller.com

**Product image****Spring connection with PUSH IN Technology**

The innovative PUSH IN technology reduces the amount of time you spend on wiring to a minimum. Direct insertion guarantees high conductor pull-out forces and simple handling for all conductor types.

**General ordering data**

Type	A2C 35
Order No.	<a href="#">2551510000</a>
Version	Feed-through terminal, PUSH IN, 35 mm <sup>2</sup> , 1000 V, 125 A, dark beige
GTIN (EAN)	4050118628012
Qty.	10 pc(s).

**A-series  
A2C 35**

**Weidmüller Interface GmbH & Co. KG**  
 Klingenbergstraße 26  
 D-32758 Detmold  
 Germany  
 Fon: +49 5231 14-0  
 Fax: +49 5231 14-292083  
 www.weidmueller.com

**Technical data****Dimensions and weights**

Width	16 mm	Width (inches)	0.63 inch
Height	101.5 mm	Height (inches)	3.996 inch
Depth	71.5 mm	Depth (inches)	2.815 inch
Net weight	79.726 g		

**Temperatures**

Operating temperature range, max.	130 °C	Operating temperature range, min.	-50 °C
Storage temperature, max.	40 °C	Storage temperature, min.	10 °C
Storage temperature	10 °C...40 °C	Continuous operating temp., min.	-60 °C
Continuous operating temp., max.	130 °C		

**Material data**

Material	Wemid	Colour	dark beige
Colour of operational elements	orange	UL 94 flammability rating	V-0

**System specifications**

Rail	TS 35
------	-------

**Additional technical data**

Snap-on	Yes	Type of fixing	TS 35
Type of mounting	TS 35		

**Conductors for clamping (rated connection)**

Clamping range, max.	35 mm <sup>2</sup>	Clamping range, min.	2.5 mm <sup>2</sup>
Number of connections	2	Stripping length	18 mm
Twin wire-end ferrules, max.	10 mm <sup>2</sup>	Twin wire-end ferrules, min.	2.5 mm <sup>2</sup>
Type of connection	PUSH IN	Wire connection cross section AWG, max.	AWG 2
Wire connection cross section AWG, min.	AWG 12	Wire connection cross section, finely stranded, max.	35 mm <sup>2</sup>
Wire connection cross-section, finely stranded with wire-end ferrules DIN 46228/1, max.	35 mm <sup>2</sup>	Wire connection cross-section, finely stranded with wire-end ferrules DIN 46228/1, min.	2.5 mm <sup>2</sup>
Wire connection cross-section, finely stranded with wire-end ferrules DIN 46228/4, max.	35 mm <sup>2</sup>	Wire connection cross-section, finely stranded with wire-end ferrules DIN 46228/4, min.	2.5 mm <sup>2</sup>
Wire connection cross-section, finely stranded, min.	10 mm <sup>2</sup>	Wire connection cross-section, solid core, max.	35 mm <sup>2</sup>
Wire connection cross-section, solid core, min.	2.5 mm <sup>2</sup>		

**Rating data**

Rated cross-section	35 mm <sup>2</sup>	Rated voltage	1,000 V
Rated AC voltage	1,000 V	Rated DC voltage	1,500 V
Rated current	125 A	Current at maximum wires	125 A
Volume resistance according to IEC 60947-7-x	0.26 mΩ	Power loss in accordance with IEC 60947-7-x	4 W
Rated impulse withstand voltage	8 kV	Pollution severity	3
Surge voltage category	III		

**Data sheet**

**A-series  
A2C 35**

**Weidmüller Interface GmbH & Co. KG**  
 Klingenbergstraße 26  
 D-32758 Detmold  
 Germany  
 Fon: +49 5231 14-0  
 Fax: +49 5231 14-292083  
 www.weidmueller.com

**Technical data**

**UL rating data**

Certificate No. (cURus)	E60693	Conductor size Factory wiring max. (cURus)	2 AWG
Conductor size Factory wiring min. (cURus)	12 AWG	Conductor size Field wiring max. (cURus)	2 AWG
Conductor size Field wiring min. (cURus)	12 AWG	Current size B (cURus)	113 A
Current size C (cURus)	113 A	Current size D (cURus)	5 A
Voltage size B (cURus)	1000 V	Voltage size C (cURus)	1000 V
Voltage size D (cURus)	600 V		

**Classifications**

ETIM 6.0	EC000897	ETIM 7.0	EC000897
eClass 9.0	27-14-11-20	eClass 9.1	27-14-11-20
eClass 10.0	27-14-11-20		

**Approvals**

Approvals



**Downloads**

Approval/Certificate/Document of Conformity	<a href="#">EU Declaration of Conformity</a>
Engineering Data	<a href="#">STEP</a>
User Documentation	<a href="#">StorageConditionsTerminalBlocks</a>

**Data sheet**

**A-series**  
**A2C 35**

**Weidmüller Interface GmbH & Co. KG**  
Klingenbergstraße 26  
D-32758 Detmold  
Germany  
Fon: +49 5231 14-0  
Fax: +49 5231 14-292083  
[www.weidmueller.com](http://www.weidmueller.com)



**Drawings**

**Electric symbol**








## Looking for pricing, stock, or lifecycle information?

Click below to explore more details on WIN SOURCE:

-  [View 2551510000 on WIN SOURCE](#)
-  [Weidmuller Information](#)

## Optimize Your Supply Chain with WIN SOURCE Solutions

-  Global Sourcing Solution
-  Obsolete Management
-  Cost Control Management
-  Shortage Management
-  Alternative Solution
-  Excess Inventory Management