



**THE DATASHEET OF  
T273-2500-18\_35MM**





**TET ESTEL AS**  
ESTONIA

**June**  
**2013**

**Series**  
**T273-2500**

**Phase Control Press-Pack**  
**Thyristor**  
**Type T273-2500**

Center amplifying gate  
Low on-state and switching losses  
Designed for traction and industrial applications

Maximum mean on-state current	$I_{TAV}$					<b>2500 A</b>
Maximum repetitive peak off-state and reverse voltage	$U_{DRM}$					<b>1200 ÷ 1800 V</b>
Turn-off time	$U_{RRM}$					<b>200; 250; 320 <math>\mu</math>s</b>
	$t_q$					
$U_{DRM}, U_{RRM}, V$	1200	1300	1400	1500	1600	1800
Voltage code	12	13	14	15	16	18
$T_{vj}, ^\circ C$	- 60 ÷ 125					

**MAXIMUM ALLOWABLE RATINGS**

Symbols and parameters		Units	T273-2500	Conditions
$I_{TAV}$	Mean on-state current	A	2500 3940	$T_c=88^\circ C$ , $T_c=55^\circ C$ , 180° half-sine wave, 50 Hz
$I_{TRMS}$	RMS on-state current	A	3925	$T_c=88^\circ C$
$I_{TSM}$	Surge on-state current	kA	50 55	$T_{vj}=125^\circ C$ $T_{vj}=25^\circ C$ tp=10 ms $U_R=0$
$I^2t$	Limiting load integral	kA <sup>2</sup> s	12500 15125	$T_{vj}=125^\circ C$ $T_{vj}=25^\circ C$
$U_{DRM}, U_{RRM}$	Repetitive peak off-state and reverse voltage	V	1200÷1800	$T_j \min \leq T_{vj} \leq T_{jM}$ 180° half-sine wave, 50 Hz Gate open
$U_{DSM}, U_{RSM}$	Non-repetitive peak off-state and reverse voltage	V	1300÷1900	$T_j \min \leq T_{vj} \leq T_{jM}$ 180° half-sine wave tp=10 ms, Single pulse Gate open
$(di_T/dt)_{crit}$	Critical rate of rise of on-state current : non - repetitive repetitive	A/ $\mu$ s	400 200	$T_{vj}=125^\circ C$ ; $U_D=0,67 U_{DRM}$ , Gate pulse : 10V, 5 $\Omega$ , 1 $\mu$ s rise time, 10 $\mu$ s
$U_{RGM}$	Peak reverse gate voltage	V	5	$T_j \min \leq T_{vj} \leq T_{jM}$
$T_{stg}$	Storage temperature	$^\circ C$	-60÷80	
$T_{vj}$	Junction temperature	$^\circ C$	-60÷125	

**CHARACTERISTICS**

$U_{TM}$	Peak on-state voltage	V	1,55	$T_{vj}=25^\circ C$ , $I_{TM}=3,14 I_{TAV}$
$U_{T(TO)}$	Threshold voltage	V	0,88	$T_{vj}=125^\circ C$
$R_T$	On-state slope resistance	m $\Omega$	0,092	1,57 $I_{TAV} < I_T < 4,71 I_{TAV}$
$I_{DRM}$ $I_{RRM}$	Repetitive peak off-state and reverse current	mA	150 150	$T_{vj}=125^\circ C$ , $U_D = U_{DRM}$ $U_R = U_{RRM}$

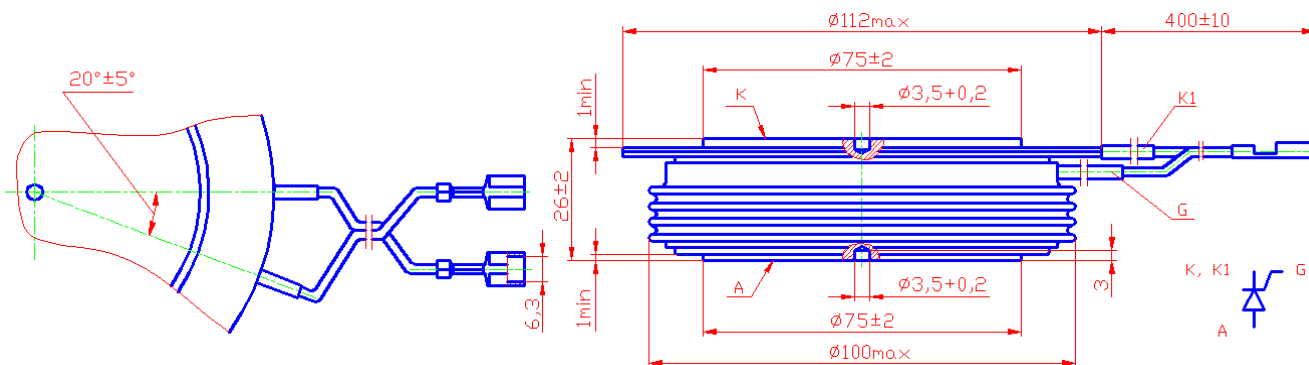
## CHARACTERISTICS

Symbols and parameters		Units	T273-2500	Conditions
$I_L$	Latching current	A	3,0	$T_{vj}=25^{\circ}\text{C}, U_D=12\text{V}$ Gate pulse : 10V, 5 $\mu\text{s}$ , 1 $\mu\text{s}$ rise time, 10 $\mu\text{s}$
$I_H$	Holding current	A	0,3	$T_{vj}=25^{\circ}\text{C}, U_D=12\text{V}$ , Gate open
$U_{GT}$	Gate trigger direct voltage	V	2,5 5,0	$T_{vj}=25^{\circ}\text{C}$ , $T_{vj}=-60^{\circ}\text{C}$ $U_D=12\text{V}$
$I_{GT}$	Gate trigger direct current	A	0,3 0,85	$T_{vj}=25^{\circ}\text{C}$ , $T_{vj}=-60^{\circ}\text{C}$
$U_{GD}$	Gate non-trigger direct voltage	V	0,35	$T_{vj}=125^{\circ}\text{C}$ , $U_D = 0,67 U_{DRM}$
$I_{GD}$	Gate non-trigger direct current	mA	20	Direct gate current
$t_{gd}$	Delay time	$\mu\text{s}$	3,2	$T_{vj}=25^{\circ}\text{C}, U_D=500\text{V}$ $I_{TM} = 2500 \text{ A}$
$t_{gt}$	Turn-on time	$\mu\text{s}$	16	Gate pulse : 10V, 5 $\mu\text{s}$ , 1 $\mu\text{s}$ rise time, 10 $\mu\text{s}$
$t_q$	Turn-off time	$\mu\text{s}$	200÷320	$T_{vj}=125^{\circ}\text{C}$ , $I_{TM}=2500 \text{ A}$ $di_R/dt = 10 \text{ A}/\mu\text{s}$ , $U_R=100\text{V}$ $U_D = 0,67 U_{DRM}$ $du_D/dt=50 \text{ V}/\mu\text{s}$
$Q_{rr}$	Recovered charge	$\mu\text{C}$	4500	$T_{vj}=125^{\circ}\text{C}$ , $I_{TM}=2500 \text{ A}$ $di_R/dt = 10 \text{ A}/\mu\text{s}$ , $U_R=100\text{V}$
$t_{rr}$	Reverse recovery time	$\mu\text{s}$	35	
$I_{rrm}$	Peak reverse recovery current	A	257	
$(du_D/dt)_{crit}$	Critical rate of rise of off-state voltage	$\text{V}/\mu\text{s}$	500 1000	$T_{vj}=125^{\circ}\text{C}$ , $U_D = 0,67 U_{DRM}$ Gate open
$R_{thjc}$	Thermal resistance junction to case	$^{\circ}\text{C}/\text{W}$	0,01	Direct current, double side cooled

## ORDERING

	T	273	2500	18	7	2	
	1	2	3	4	5	6	



- Phase control thyristor.
- Design version.
- Mean on-state current, A.
- Voltage code (18=1800 V).
- Critical rate of rise of off-state voltage ( $6 \geq 500 \text{ V}/\mu\text{s}$ ,  $7 \geq 1000 \text{ V}/\mu\text{s}$ ).
- Group of turn-off time ( $du_D/dt=50 \text{ V}/\mu\text{s}$ ,  $K2 \leq 320 \mu\text{s}$ ;  $2 \leq 250 \mu\text{s}$ ;  $P2 \leq 200 \mu\text{s}$ ).



Mounting force : 36 ÷ 46 kN  
Weight : 1200 grams

## Looking for pricing, stock, or lifecycle information?

Click below to explore more details on WIN SOURCE:

-  [View T273-2500-18\\_35mm on WIN SOURCE](#)
-  [TET Estel Information](#)

## Optimize Your Supply Chain with WIN SOURCE Solutions

-  Global Sourcing Solution
-  Obsolete Management
-  Cost Control Management
-  Shortage Management
-  Alternative Solution
-  Excess Inventory Management