



**THE DATASHEET OF**  
**0709123**



# Feed-through terminal block - HDFK 50-VP - 0709123

Please be informed that the data shown in this PDF Document is generated from our Online Catalog. Please find the complete data in the user's documentation. Our General Terms of Use for Downloads are valid (<http://download.phoenixcontact.com>)



Feed-through terminal block, Connection method: Screw connection, Bolt connection, Load current : 150 A, Cross section: 16 mm<sup>2</sup> - 50 mm<sup>2</sup>, AWG 6 - 1/0, Connection direction of the conductor to plug-in direction: 0 °, Width: 18.8 mm, Color: gray

## Why buy this product

- Easy grouping with engagement pin versions
- Both terminal halves can be easily assembled by simply snapping them together
- Touch-proof insulating housing in a new design
- Molded versions ensure maximum tightness of seal
- Automatic compensation of the panel thickness via the snap principle integrated in the insulation housing
- Universal screw connection with screw locking



## Key commercial data

Packing unit	1
Minimum order quantity	10
Catalog page	Page 673 (CC-2011)
GTIN	 4 017918 004941
Custom tariff number	85369010
Country of origin	GREECE

## Technical data

### General

Number of levels	1
Number of connections	2
Color	gray
Insulating material	PA
Inflammability class according to UL 94	V0

### Dimensions

Width	18.8 mm
Length	78.4 mm

### Technical data

# Feed-through terminal block - HDFK 50-VP - 0709123

## Technical data

### Technical data

Maximum load current	150 A
Rated surge voltage	8 kV
Pollution degree	3
Surge voltage category	III
Insulating material group	I
Connection in acc. with standard	IEC 60947-7-1
Nominal current IN	150 A
Nominal voltage UN	690 V
Open side panel	nein

### Connection data

Note	Note: Product releases, connection cross sections and notes on connecting aluminum cables can be found in the download area.
Conductor cross section solid min.	16 mm <sup>2</sup>
Conductor cross section solid max.	50 mm <sup>2</sup>
Conductor cross section stranded min.	16 mm <sup>2</sup>
Conductor cross section stranded max.	50 mm <sup>2</sup>
Conductor cross section AWG/kcmil min.	6
Conductor cross section AWG/kcmil max	1/0
Conductor cross section stranded, with ferrule without plastic sleeve min.	10 mm <sup>2</sup>
Conductor cross section stranded, with ferrule without plastic sleeve max.	50 mm <sup>2</sup>
Conductor cross section stranded, with ferrule with plastic sleeve min.	10 mm <sup>2</sup>
Conductor cross section stranded, with ferrule with plastic sleeve max.	50 mm <sup>2</sup>
2 conductors with same cross section, solid min.	6 mm <sup>2</sup>
2 conductors with same cross section, solid max.	16 mm <sup>2</sup>
2 conductors with same cross section, stranded min.	10 mm <sup>2</sup>
2 conductors with same cross section, stranded max.	16 mm <sup>2</sup>
2 conductors with same cross section, stranded, ferrules without plastic sleeve, min.	6 mm <sup>2</sup>
2 conductors with same cross section, stranded, ferrules without plastic sleeve, max.	16 mm <sup>2</sup>
2 conductors with same cross section, stranded, TWIN ferrules with plastic sleeve, min.	6 mm <sup>2</sup>
2 conductors with same cross section, stranded, TWIN ferrules with plastic sleeve, max.	10 mm <sup>2</sup>
Connection method	Screw connection
Stripping length	24 mm
Internal cylindrical gage	B10
Screw thread	M6
Tightening torque, min	6 Nm
Tightening torque max	8 Nm

# Feed-through terminal block - HDFK 50-VP - 0709123

## Classifications

### eclass

eCl@ss 4.0	27141131
eCl@ss 4.1	27141131
eCl@ss 5.0	27141134
eCl@ss 5.1	27141134
eCl@ss 6.0	27141134
eCl@ss 7.0	27141134

### etim

ETIM 2.0	EC001283
ETIM 3.0	EC001283
ETIM 4.0	EC001283
ETIM 5.0	EC001283

### unspsc

UNSPSC 6.01	30211811
UNSPSC 7.0901	39121410
UNSPSC 11	39121410
UNSPSC 12.01	39121410
UNSPSC 13.2	39121410

## Approvals

### Approvals


#### Approvals

CSA / UL Recognized / KEMA-KEUR / GOST / PRS / IEC CB Scheme / GOST

#### Ex Approvals

#### Approvals submitted

### Approval details

	
mm <sup>2</sup> /AWG/kcmil	6
Nominal current I <sub>N</sub>	125 A
Nominal voltage U <sub>N</sub>	600 V

# Feed-through terminal block - HDFK 50-VP - 0709123

## Approvals

UL Recognized

	B	C
mm <sup>2</sup> /AWG/kcmil	6	6
Nominal current I <sub>N</sub>	150 A	150 A
Nominal voltage U <sub>N</sub>	600 V	600 V

KEMA-KEUR

mm <sup>2</sup> /AWG/kcmil	50
Nominal current I <sub>N</sub>	150 A
Nominal voltage U <sub>N</sub>	690 V

GOST

PRS

IECEE CB Scheme

mm <sup>2</sup> /AWG/kcmil	50
Nominal current I <sub>N</sub>	150 A
Nominal voltage U <sub>N</sub>	690 V

GOST

## Accessories

Accessories

Tools

Screwdriver - SZS 1,0X6,5 VDE - 1205079

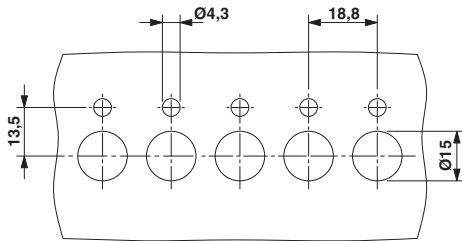


Screwdriver, bladed, VDE insulated, size: 1.0 x 6.5 x 150 mm, 2-component grip, with non-slip grip

# Feed-through terminal block - HDFK 50-VP - 0709123

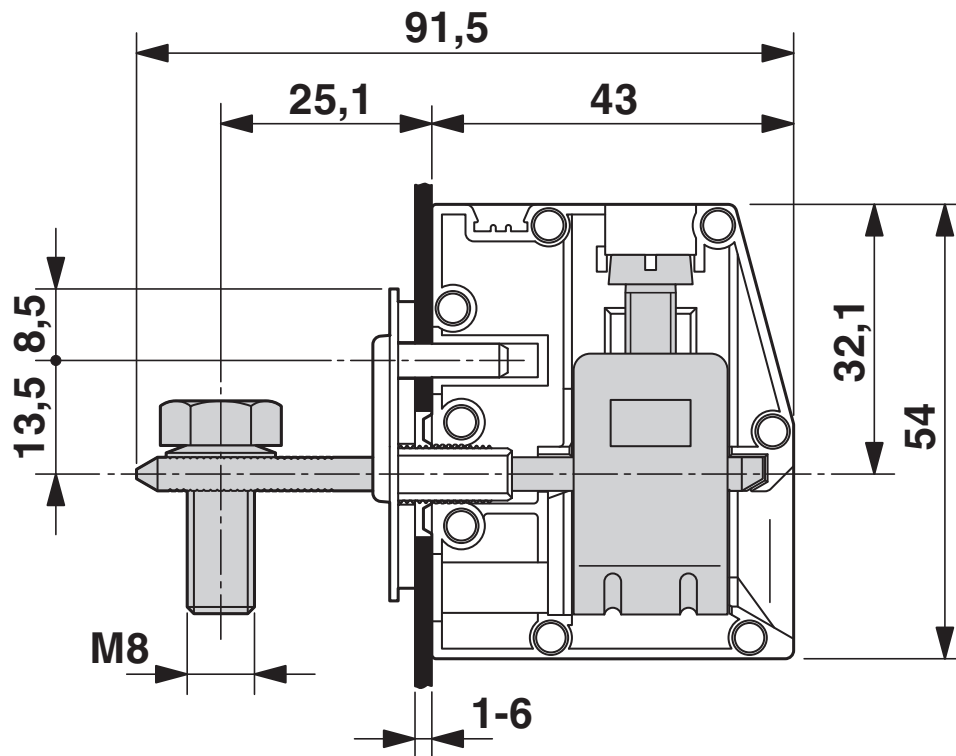
## Drawings

### Dimensioned drawing



# Feed-through terminal block - HDFK 50-VP - 0709123


Dimensioned drawing









## Looking for pricing, stock, or lifecycle information?

Click below to explore more details on WIN SOURCE:

 [View 0709123 on WIN SOURCE](#)

 [Phoenix Contact](#) Information

## Optimize Your Supply Chain with WIN SOURCE Solutions

-  Global Sourcing Solution
-  Obsolete Management
-  Cost Control Management
-  Shortage Management
-  Alternative Solution
-  Excess Inventory Management