




**THE DATASHEET OF
2051180000**



**A-series
A2C 4**

Weidmüller Interface GmbH & Co. KG
Klingenbergstraße 16
D-32758 Detmold
Germany
Fon: +49 5231 14-0
Fax: +49 5231 14-292083
www.weidmueller.com

**Spring connection with PUSH IN Technology**

The innovative PUSH IN technology reduces the amount of time you spend on wiring to a minimum. Direct insertion guarantees high conductor pull-out forces and simple handling for all conductor types.

General ordering data

Type	A2C 4
Order No.	2051180000
Version	Feed-through terminal, PUSH IN, 4 mm ² , 800 V, 32 A, Dark Beige
GTIN (EAN)	4050118411607
Qty.	100 pc(s).

**A-series
A2C 4**

Weidmüller Interface GmbH & Co. KG
 Klingenbergstraße 16
 D-32758 Detmold
 Germany
 Fon: +49 5231 14-0
 Fax: +49 5231 14-292083
 www.weidmueller.com

Technical data
Dimensions and weights

Width	6.1 mm	Width (inches)	0.24 inch
Height	60 mm	Height (inches)	2.362 inch
Depth	39.5 mm	Depth (inches)	1.555 inch
Depth including DIN rail	40.5 mm	Net weight	9.598 g

Temperatures

Continuous operating temp., min.	-60 °C	Continuous operating temp., max.	130 °C
----------------------------------	--------	----------------------------------	--------

Material data

Material	Wemid	Colour	Dark Beige
Colour of operational elements	Orange	UL 94 flammability rating	V-0

Rating data IECEx/ATEX

Certificate No. (ATEX)	TÜV16ATEX7909U	Certificate No. (IECEX)	IECEXTUR16.0036U
Max. voltage (ATEX)	550 V	Current (ATEX)	28 A
Wire cross section max. (ATEX)	4 mm ²	Max. voltage (IECEX)	550 V
Current (IECEX)	28 A	Wire cross section max. (IECEX)	4 mm ²

System specifications

End cover plate required	Yes	Number of potentials	1
Number of levels	1	No. of clamping points per level	2
Number of potentials per tier	1	PE connection	No
Mounting rail	TS 35	N-function	No
PE function	No	PEN function	No

Additional technical data

Installation advice	Mounting rail	Open sides	right
Snap-on	No	Type of fixing	Snap-on
Type of mounting	TS 35	With snap-in pegs	No

CSA rating data

Certificate No. (CSA)	200039-70089609	Current size B (CSA)	30 A
Current size C (CSA)	30 A	Current size D (CSA)	5 A
Voltage size B (CSA)	600 V	Voltage size C (CSA)	600 V
Voltage size D (CSA)	600 V	Wire cross section max. (CSA)	10 AWG
Wire cross section min. (CSA)	26 AWG		

A-series
A2C 4

Weidmüller Interface GmbH & Co. KG
 Klingenbergstraße 16
 D-32758 Detmold
 Germany
 Fon: +49 5231 14-0
 Fax: +49 5231 14-292083
 www.weidmueller.com

Technical data
Conductors for clamping (rated connection)

Blade size	0.6 x 3.5 mm	Clamping range, rated connection, max.	4 mm ²
Clamping range, rated connection, min.	0.5 mm ²	Connection direction	top
Cross-section for connected conductor, finely stranded with wire-end ferrules and plastic collars DIN 46228/4, rated connection, min.	0.5 mm ²	Gauge to IEC 60947-1	A4
Number of connections	2	Stripping length	12 mm
Twin wire-end ferrules, max.	1.5 mm ²	Twin wire-end ferrules, min.	0.5 mm ²
Type of connection	PUSH IN	Wire connection cross section AWG, max.	AWG 12
Wire connection cross section AWG, min.	AWG 26	Wire connection cross section, finely stranded with wire-end ferrules DIN 46228/1, rated connection, max.	4 mm ²
Wire connection cross section, finely stranded with wire-end ferrules DIN 46228/1, rated connection, min.	0.5 mm ²	Wire connection cross section, finely stranded, max.	4 mm ²
Wire connection cross section, solid core max. rated connection	4 mm ²	Wire connection cross section, solid core, min. rated connection	0.5 mm ²
Wire connection cross section, stranded, rated connection, max.	4 mm ²	Wire connection cross section, stranded, rated connection, min.	0.5 mm ²
Wire connection cross-section, finely stranded with wire-end ferrules and plastic collars DIN 46228/4, rated connection, max.	4 mm ²	Wire connection cross-section, finely stranded, min.	0.5 mm ²

Rating data

Rated cross-section	4 mm ²	Rated voltage	800 V
Rated current	32 A	Current at maximum wires	32 A
Standards	IEC 60947-7-1	Volume resistance according to IEC 60947-7-x	1 mΩ
Rated impulse withstand voltage	8 kV	Pollution severity	3
Surge voltage category	III		

UL rating data

Certificate No. (cURus)	E60693	Conductor size Factory wiring max. (cURus)	10 AWG
Conductor size Factory wiring min. (cURus)	28 AWG	Conductor size Field wiring max. (cURus)	10 AWG
Conductor size Field wiring min. (cURus)	28 AWG	Current size B (cURus)	30 A
Current size C (cURus)	30 A	Current size D (cURus)	5 A
Voltage size B (cURus)	600 V	Voltage size C (cURus)	600 V
Voltage size D (cURus)	600 V		

Classifications

ETIM 5.0	EC000897	ETIM 6.0	EC000897
eClass 6.2	27-14-11-20	eClass 7.1	27-14-11-20
eClass 8.1	27-14-11-20	eClass 9.0	27-14-11-20
eClass 9.1	27-14-11-20		

Product information

Descriptive text technical data	Approval in progress
Descriptive text accessories	All MultiMark variants (MM) = strip markers

Creation date January 26, 2018 7:14:07 PM CET

Data sheet**A-series
A2C 4****Weidmüller Interface GmbH & Co. KG**
Klingenbergstraße 16
D-32758 Detmold
Germany
Fon: +49 5231 14-0
Fax: +49 5231 14-292083
www.weidmueller.com**Technical data****Approvals**

Approvals

**Downloads**

Approval/Certificate/Document of Conformity	Attestation of Conformity ATEX Certificate IECEX Certificate DE_PT0101_20160614_015_ISSUE01.pdf
Brochure/Catalogue	CAT 1 TERM 16/17 EN
Engineering Data	EPLAN, WSCAD, Zuken E3.S
User Documentation	NTI NTI

Safety note

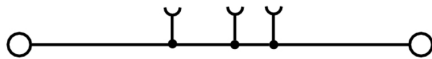
Safety notice	Safety Information
---------------	------------------------------------

Data sheet

A-series
A2C 4



Weidmüller Interface GmbH & Co. KG
Klingenbergstraße 16
D-32758 Detmold
Germany
Fon: +49 5231 14-0
Fax: +49 5231 14-292083
www.weidmueller.com

Drawings



Looking for pricing, stock, or lifecycle information?

Click below to explore more details on WIN SOURCE:

-  [View 2051180000 on WIN SOURCE](#)
-  [Weidmuller Information](#)

Optimize Your Supply Chain with WIN SOURCE Solutions

-  Global Sourcing Solution
-  Obsolete Management
-  Cost Control Management
-  Shortage Management
-  Alternative Solution
-  Excess Inventory Management