



**THE DATASHEET OF  
1863980000**



## SC-SMT 3.81/04/90LF 3.2SN BK RL

**Weidmüller Interface GmbH & Co. KG**  
 Klingenbergstraße 26  
 D-32758 Detmold  
 Germany

www.weidmueller.com

### Product image



Similar to illustration

High-temperature-resistant pin header (SC-SMT 90LF) in 3.81-mm pitch (0.15 inch)

- Plugging direction parallel to PCB (recumbent)
- With solder flange (LF).
- Packed either in box (BX) or on anti-static roll (tape-on-reel, RL)
- Pin length of either 1.5 mm or 3.2 mm

Weidmüller's 3.81-mm-pitch (0.15 inch) plug-in connectors are compatible with the layouts of standard connectors and offer space for labelling.

### General ordering data

|              |  |
|--------------|--|
| Version      | PCB plug-in connector, male header, Solder flange, THT/THR solder connection, 3.81 mm, Number of poles: 4, 90°, Solder pin length (l): 3.2 mm, tinned, black, Tape |
| Order No.    | <a href="#">1863980000</a>   |
| Type         | SC-SMT 3.81/04/90LF 3.2SN BK RL  |
| GTIN (EAN)   | 4032248429226  |
| Qty.         | 400 pc(s).   |
| Product data | IEC: 320 V / 17.5 A<br>UL: 300 V / 11 A  |
| Packaging    | Tape   |

Creation date September 16, 2022 7:31:06 PM CEST

## SC-SMT 3.81/04/90LF 3.2SN BK RL

Weidmüller Interface GmbH &amp; Co. KG

Klingenbergstraße 26

D-32758 Detmold

Germany

www.weidmueller.com

## Technical data

## Dimensions and weights

|                          |            |                 |            |
|--------------------------|------------|-----------------|------------|
| Depth                    | 9.2 mm     | Depth (inches)  | 0.362 inch |
| Height                   | 10.3 mm    | Height (inches) | 0.406 inch |
| Height of lowest version | 7.1 mm     | Width           | 25.53 mm   |
| Width (inches)           | 1.005 inch | Net weight      | 2.875 g    |

## System specifications

| Product family                               | OMNIMATE Signal - series BC/SC 3.81 | Type of connection                         | Board connection |
|--|-------------------------------------|--|------------------|
| Mounting onto the PCB                        | THT/THR solder connection           | Pitch in mm (P)                            | 3.81 mm          |
| Pitch in inches (P)                          | 0.15 inch                           | Outgoing elbow                             | 90°              |
| Number of poles                              | 4                                   | Number of solder pins per pole             | 1                |
| Solder pin length (l)                        | 3.2 mm                              | Solder pin length tolerance                | 0 / -0,02 mm     |
| Solder pin dimensions                        | d = 1.0 mm, Octagonal               | Solder pin dimensions = d tolerance        | 0 / -0,04 mm     |
| Solder eyelet hole diameter (D)              | 1.3 mm                              | Solder eyelet hole diameter tolerance (D)  | + 0,1 mm         |
| Outside diameter of solder pad               | 2.1 mm                              | Template aperture diameter                 | 1.9 mm           |
| L1 in mm                                     | 11.43 mm                            | L1 in inches                               | 0.45 inch        |
| Number of rows                               | 1                                   | Pin series quantity                        | 1                |
| Touch-safe protection acc. to DIN VDE 57 106 | Safe from finger touch              | Touch-safe protection acc. to DIN VDE 0470 | IP 20            |
| Volume resistance                            | ≤5 mΩ                               | Can be coded                               | Yes              |

## Material data

|                                       |          |                                       |              |
|---------------------------------------|----------|---------------------------------------|--------------|
| Insulating material                   | LCP GF   | Colour                                | black        |
| Colour chart (similar)                | RAL 9011 | Insulating material group             | IIIa         |
| Comparative Tracking Index (CTI)      | ≥ 175    | Moisture Level (MSL)                  | 1            |
| UL 94 flammability rating             | V-0      | Contact material                      | Copper alloy |
| Contact surface                       | tinned   | Storage temperature, min.             | -40 °C       |
| Storage temperature, max.             | 70 °C    | Operating temperature, min.           | -50 °C       |
| Operating temperature, max.           | 120 °C   | Temperature range, installation, min. | -25 °C       |
| Temperature range, installation, max. | 120 °C   |                                       |              |

## Rated data acc. to IEC

|   |                        |   |                  |
|---|------------------------|---|------------------|
| tested acc. to standard   | IEC 60664-1, IEC 61984 | Rated current, min. number of poles (Tu=20°C)                         | 17.5 A           |
| Rated current, max. number of poles (Tu=20°C)                             | 13.9 A                 | Rated current, min. number of poles (Tu=40°C)                         | 17 A             |
| Rated current, max. number of poles (Tu=40°C)                             | 12.4 A                 | Rated voltage for surge voltage class / pollution degree II/2         | 320 V            |
| Rated voltage for surge voltage class / pollution degree III/2            | 160 V                  | Rated voltage for surge voltage class / pollution degree III/3        | 160 V            |
| Rated impulse voltage for surge voltage class/ pollution degree II/2      | 2.5 kV                 | Rated impulse voltage for surge voltage class/ pollution degree III/2 | 2.5 kV           |
| Rated impulse voltage for surge voltage class/ contamination degree III/3 | 2.5 kV                 | Short-time withstand current resistance                               | 3 x 1s with 76 A |

## SC-SMT 3.81/04/90LF 3.2SN BK RL

Weidmüller Interface GmbH &amp; Co. KG

Klingenbergstraße 26

D-32758 Detmold

Germany

www.weidmueller.com

## Technical data

## Rated data acc. to CSA

Institute (CSA)



Certificate No. (CSA)

200039-1121690

Rated voltage (Use group B / CSA)

300 V

Rated current (Use group B / CSA)

11 A

Reference to approval values

Specifications are maximum values, details - see approval certificate.

## Packing

|                                      |         |                             |                               |
|--------------------------------------|---------|-----------------------------|-------------------------------|
| Packaging                            | Tape    | VPE length                  | 50 mm                         |
| VPE width                            | 340 mm  | VPE height                  | 340 mm                        |
| Tape depth (T2)                      | 11.1 mm | Tape width (W)              | 56 mm                         |
| Tape pocket depth (K0)               | 10.6 mm | Tape pocket height (A0)     | 9.5 mm                        |
| Tape pocket width (B0)               | 41.2 mm | Tape pocket separation (P1) | 16 mm                         |
| Tape hole separation (E)             | 1.75 mm | Tape pocket separation (F)  | 26.2 mm                       |
| Tape reel diameter $\varnothing$ (A) | 330 mm  | Surface resistance          | $R_s = 10^9 - 10^{12} \Omega$ |

## Classifications

|             |             |             |             |
|-------------|-------------|-------------|-------------|
| ETIM 6.0    | EC002637    | ETIM 7.0    | EC002637    |
| ETIM 8.0    | EC002637    | ECLASS 9.0  | 27-44-04-02 |
| ECLASS 9.1  | 27-44-04-02 | ECLASS 10.0 | 27-44-04-02 |
| ECLASS 11.0 | 27-46-02-01 | ECLASS 12.0 | 27-46-02-01 |

## Important note

IPC conformity

Conformity: The products are developed, manufactured and delivered according international recognized standards and norms and comply with the assured properties in the data sheet resp. fulfill decorative properties in accordance with IPC-A-610 "Class 2". Further claims on the products can be evaluated on request.

Notes

- Rated current related to rated cross-section & min. No. of poles.
- Rated data refer only to the component itself. Clearance and creepage distances to other components are to be designed in accordance with the relevant application standards.
- P on drawing = pitch
- Long term storage of the product with average temperature of 50 °C and average humidity 70%, 36 months

## Approvals

Approvals



ROHS

Conform

UL File Number Search

UL Website

Certificate No. (cURus)

E60693

## SC-SMT 3.81/04/90LF 3.2SN BK RL

**Weidmüller Interface GmbH & Co. KG**  
Klingenbergstraße 26  
D-32758 Detmold  
Germany

[www.weidmueller.com](http://www.weidmueller.com)

# Technical data

## Downloads

|   |   |
|---|---|
| Approval/Certificate/Document of Conformity | <a href="#">Declaration of the Manufacturer</a>   |
| Engineering Data                            | <a href="#">CAD data – STEP</a>   |
| Product Change Notification                 | <a href="#">PCN_2015_208_PL30X_SC-SMT_SL_SMT_3.xx_5.xx_new_Tape_Packaging_Step_1_EN</a><br><a href="#">PCN_2015_208_PL30X_SC-SMT_SL_SMT_3.xx_5.xx_neue_Tapeverpackung_Step_1_DE</a><br><a href="#">Standardization of M2.5 square nut -DE</a><br><a href="#">Standardization of M2.5 square nut -EN</a>   |
| Catalogues                                  | <a href="#">Catalogues in PDF-format</a>  |
| Brochures                                   | <a href="#">FL DRIVES EN</a><br><a href="#">MB SMT EN</a><br><a href="#">FL DRIVES DE</a><br><a href="#">MB DEVICE MANUF. EN</a><br><a href="#">FL BUILDING SAFETY EN</a><br><a href="#">FL APPL LED LIGHTING EN</a><br><a href="#">FL INDUSTR.CONTROLS EN</a><br><a href="#">FL MACHINE SAFETY EN</a><br><a href="#">FL HEATING ELECTR EN</a><br><a href="#">FL APPL INVERTER EN</a><br><a href="#">FL_BASE_STATION_EN</a><br><a href="#">FL ELEVATOR EN</a><br><a href="#">FL POWER SUPPLY EN</a><br><a href="#">FL 72H SAMPLE SER EN</a><br><a href="#">PO OMNIMATE EN</a><br><a href="#">PO OMNIMATE EN</a> |
| White paper surface mount technology        | <a href="#">Download Whitepaper</a>   |

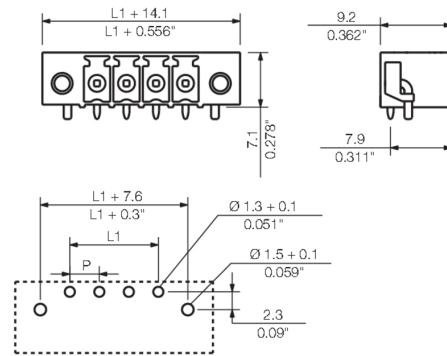
**SC-SMT 3.81/04/90LF 3.2SN BK RL**

**Weidmüller Interface GmbH & Co. KG**  
 Klingenbergstraße 26  
 D-32758 Detmold  
 Germany

www.weidmueller.com

**Drawings**

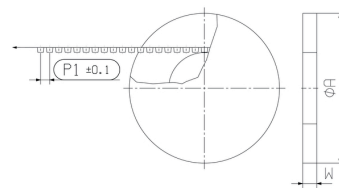
**Dimensional drawing**



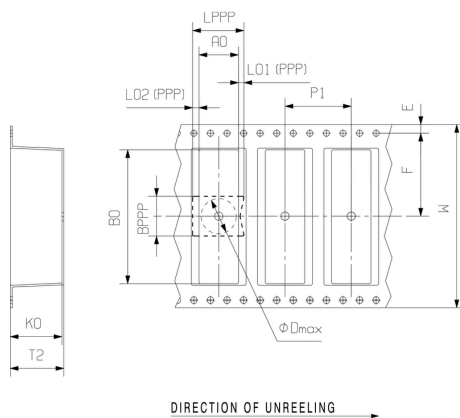
**Example of use**

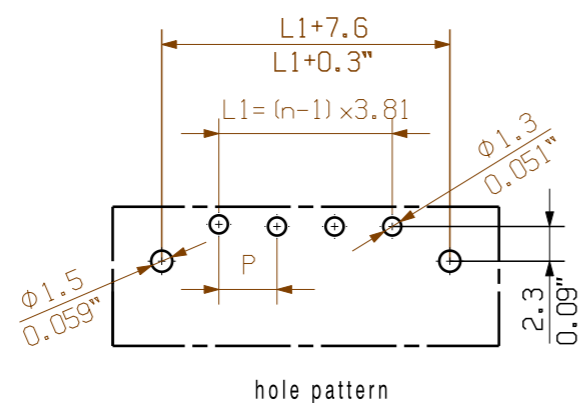
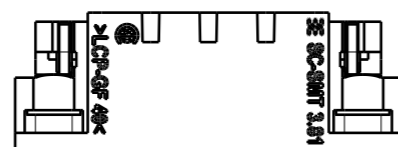
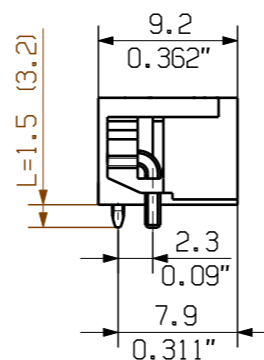
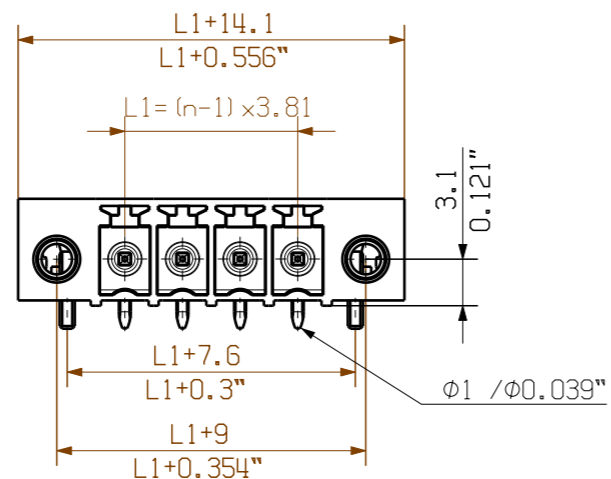


**Dimensional drawing**

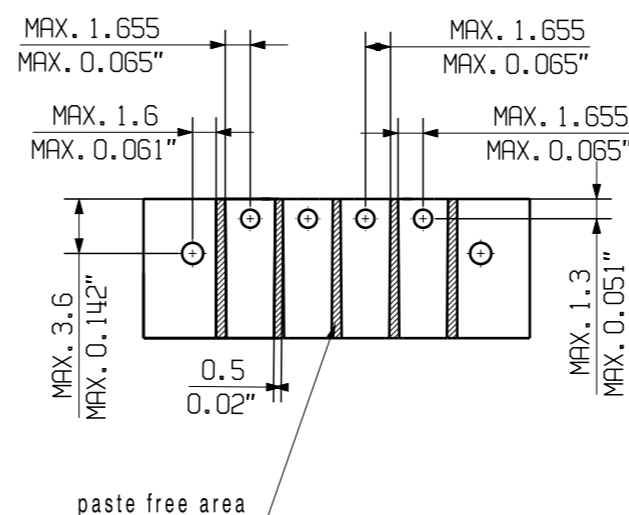


**Dimensional drawing**

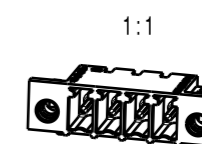




hole pattern



paste free area



|    |         |           |
|----|---------|-----------|
| 16 | 57,15   | 2,252     |
| 15 | 53,34   | 2,102     |
| 14 | 49,53   | 1,951     |
| 13 | 45,72   | 1,801     |
| 12 | 41,91   | 1,651     |
| 11 | 38,1    | 1,501     |
| 10 | 34,29   | 1,351     |
| 9  | 30,48   | 1,201     |
| 8  | 26,67   | 1,051     |
| 7  | 22,86   | 0,901     |
| 6  | 19,05   | 0,751     |
| 5  | 15,24   | 0,600     |
| 4  | 11,43   | 0,450     |
| 3  | 7,62    | 0,300     |
| 2  | 3,81    | 0,150     |
| n  | L1 [mm] | L1 [Inch] |

| pin length<br>l | tolerance   | Cat.no.: |             |
|-----------------|-------------|----------|-------------|
|                 |             | 1,5      | 0,0<br>-0,2 |
| 3,2             | 0,0<br>-0,2 |          |             |
| 2,1             | 0,1<br>-0,2 |          |             |

P= Raster/pitch  
n= Polzahl/no of poles  
shown: SC-SMT3.81/04/90LF

For the mounting of PCBs, it should be noted that the rated data relates only to the PCB components alone.  
The necessary creepage and clearance paths must be observed in connection with the respective applicant in accordance to IEC 664 / VDE 0110.  
The current-carrying capacity and pitch tolerance is to be determined according to DIN IEC 326 part 3 very fine.

Weidmüller PCB components are tested to the DIN EN 61984 standard, and are valid for its field of application.  
Provided that the components are used to the intended purpose, all requirements with respect to the occurring of electrical, mechanical, thermic and corrosive stress will be satisfied.

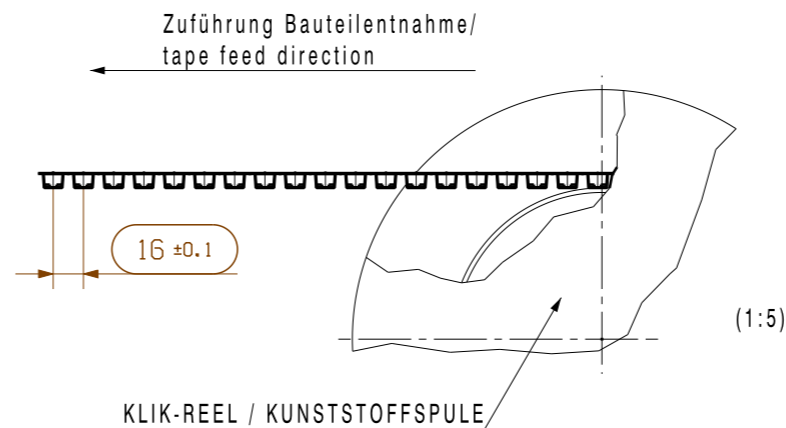
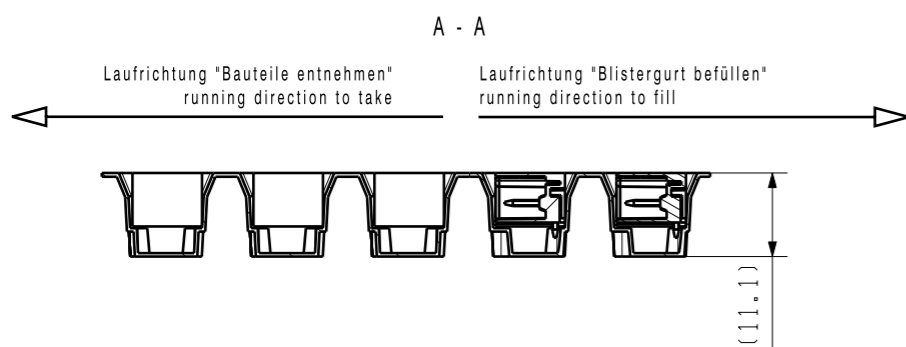
GENERAL TOLERANCE:  
DIN ISO 2768-m



Scale: 5:1

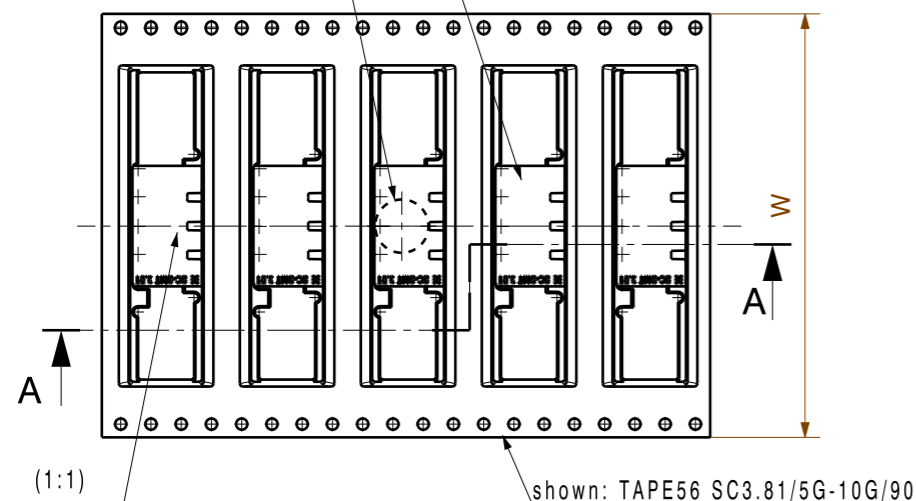
Supersedes: .

|                                  |            |  |  |
|----------------------------------|------------|--|--|
| 106980/5<br>02.08.18 HELIS_MA 00 |            | Cat.no.: .   |  |
| Modification                     |            | <b>Weidmüller</b>  |  |
| Drawn                            | 11.11.2004 | POCTA_C  |  |
| Responsible                      |            | AMANN_A  |  |
| Checked                          | 29.08.2018 | HELIS_MA   |  |
| Approved                         |            | LANG_T   |  |
| Product file: SC-SMT 3.81        |            | <b>SC-SMT 3.81/02...16/90...</b><br>STIFTLEISTE<br>MALE HEADER |  |
|                                  |            |  |  |



shown: SC-SMT 3.81/04/180G 1.5 ..

pick and place area max. Ø7



shown: TAPE56 SC3.81/5G-10G/90

gerade Polzahl dargestellt/  
even pole number shown

ungerade Polzahl Drehung Stiftleiste um 180°/  
uneven pole number pin header rotated 180°

Stiftleisten müssen mittig im Tape sitzen /  
pin header assembled in the middle

Information: F= Lötflanschvariante ohne Lötflanschstift mit Vierkannmutter / solder flange version without solder flange pin but with square nut

| Tapebreite/<br>tape width<br>(Mat.nr.) | no<br>of<br>poles | SC-SMT 3.81/././90.. 1.5SN BK |            | 90.. 2.6SN BK          | SC-SMT 3.81/././90.. 3.2SN BK |            | SC-SMT 3.81/././90.. 2.1SN BK |    | SC-SMT 3.81/././90.. 1.5SN OR |    | SC-SMT 3.81/././90.. 1.5AU BK |    |
|--|-------------------|-------------------------------|------------|------------------------|-------------------------------|------------|-------------------------------|----|-------------------------------|----|-------------------------------|----|
|  |                   | Bestellnr./cat.no.            |            | Bestellnr./<br>cat.no. | Bestellnr./cat.no.            |            | Bestellnr./cat.no.            |    | Bestellnr./cat.no.            |    | Bestellnr./cat.no.            |    |
| W                                      | n                 | G                             | LF         | F                      | G                             | LF         | G                             | LF | G                             | LF | G                             | LF |
| 32<br>(1437290000)                     | 2                 | 1863140000                    | 1862720000 | 2780690000             | 1862810000                    | 1863890000 | 2429820000                    |    | 1105060000                    |    |                               |    |
|  | 3                 | 1863150000                    | /          | (29)                   | 1862840000                    | /          | 2128630000                    | /  |                               | /  |                               |    |
|  | 4                 | 1863160000                    | /          | /                      | 1862860000                    | /          | 2495680000                    | /  |                               | /  | 2522690000                    |    |
| 44<br>(2017990000)                     | 3                 | /                             | 1862750000 |                        | /                             | 1863970000 | /                             |    | /                             |    |                               |    |
|  | 4                 | /                             | 1862770000 |                        | /                             | 1863980000 | /                             |    | /                             |    |                               |    |
|  | 5                 | 1863170000                    | 1862790000 | 2780700000             | 1862870000                    |            |                               |    |                               |    |                               |    |
|  | 6                 | 1863180000                    | 1862820000 | (29)                   | 1862880000                    |            |                               |    |                               |    |                               |    |
|  | 7                 | 1863190000                    | /          | /                      |                               | /          |                               | /  |                               | /  |                               |    |
| 56<br>(1348070000)                     | 8                 | 1863200000                    | /          | /                      | 1862900000                    | /          |                               | /  |                               | /  |                               |    |
|  | 7                 | /                             | 1862830000 |                        | /                             |            | /                             |    | /                             |    |                               |    |
|  | 8                 | /                             | 1862850000 |                        | /                             |            | /                             |    | /                             |    |                               |    |
| 88<br>(1396710000)                     | 9                 | 1863210000                    | /          | /                      |                               | /          |                               | /  |                               | /  |                               |    |
|  | 10                | 1863220000                    | /          | /                      | 1862930000                    | /          |                               | /  |                               | /  |                               |    |
|  | 9                 | /                             | 1430360000 |                        | /                             | 1430370000 | /                             |    | /                             |    |                               |    |
|  | 10                | /                             | 1430380000 |                        | /                             | 1430390000 | /                             |    | /                             |    |                               |    |
|  | 11                | 1430230000                    | 1430400000 |                        |                               | 1430420000 |                               |    |                               |    |                               |    |
|  | 12                | 1430250000                    | 1430430000 |                        | 1430240000                    | 1359450000 |                               |    |                               |    |                               |    |
|  | 13                | 1430270000                    | 1430440000 |                        | 1430260000                    | 1430450000 |                               |    |                               |    |                               |    |
|  | 14                | 1430290000                    | 1430470000 |                        | 1430280000                    | 1430480000 |                               |    |                               |    |                               |    |
| 15                                     | 1430330000        | 1430490000                    |            | 1430320000             | 1430500000                    |            |                               |    |                               |    |                               |    |
| 16                                     | 1430350000        | 1430510000                    |            | 1430340000             | 1430520000                    |            |                               |    |                               |    |                               |    |

Tape und Reel gemäß IEC 286-3 (EN 60286-3) /  
tape and reel according to IEC 286-3 (EN 60286-3)

|                                |  |           |  |                           |  |  |  |
|--------------------------------|--|-----------|--|---------------------------|--|--|--|
| First Issue Date<br>11.11.2004 |  | Max. nos. |  | Prim PLM Part No.: 024124 |  | Prim ERP Part No.: 1862980000                                  |  |
| Modification                   |  | Date      |  | Name                      |  | <b>Weidmüller</b>  |  |
| Scale: 1:1                     |  | Date      |  | Name                      |  | <b>36136</b> <span style="float: right;">(29)</span>           |  |
| Size: A3                       |  | Date      |  | Name                      |  | Drawing no. <span style="float: right;">Issue no.</span>       |  |
| Drawings Assembly              |  | Date      |  | Name                      |  | Sheet 6 of 6 sheets  |  |
| Product file: 7278 SC-SMT 3.81 |  | Date      |  | Name                      |  | <b>SC-SMT 3.81/02...16/90...</b><br>STIFTLEISTE<br>MALE HEADER |  |

## Recommended wave soldering profiles

**Weidmüller Interface GmbH & Co. KG**  
 Klingenbergstraße 16  
 D-32758 Detmold  
 Germany  
 Fon: +49 5231 14-0  
 Fax: +49 5231 14-292083  
 www.weidmueller.com

### Single Wave:



### Double Wave:



### Wave soldering profiles

Wired connection elements should be processed in accordance with the DIN EN 61760-1 standard. We have included two recommendations for practical wave soldering profiles, with which Weidmüller PCB terminals and connectors are qualified.

When choosing a suitable profile for your application, the following factors also need to be considered:

- PCB thickness
- Proportion of Cu in the layers
- Single/double-sided assembly
- Product range
- Heating and cooling rates

The single and double wave profiles each indicate the recommended operating range, including the maximum soldering temperature of 260°C. In practice, the maximum soldering temperature is quite often well below the above maximum profile.

## Recommended reflow soldering profile

**Weidmüller Interface GmbH & Co. KG**  
 Klingenbergstraße 16  
 D-32758 Detmold  
 Germany  
 Fon: +49 5231 14-0  
 Fax: +49 5231 14-292083  
 www.weidmueller.com



### Reflow soldering profile

The perfect soldering profile for SMT Surface Mount Technology is one the most exiting question in SMT production. But there are more than one correct answer: The diagram of temperature-on-time is related to processing features of solder paste and to maximum load of components.

We have to consider the following parameters:

- Time for pre heating
- Maximum temperature
- Time above melting point
- Time for cooling
- Maximum heating rate
- Maximum cooling rate

We recommend a typical solder profile with associated process limits. With preheating components and board are prepared smoothly for the solder phase. Heating rate is typically  $\leq +3\text{K/s}$ . In parallel the solder paste is ‚activated‘. The time above melting point of 217°C the paste gets liquid and components and boards begin to connect. The maximum temperature of 245°C to 254°C should stay between 10 and 40 seconds. In the cooling phase at  $\geq -6\text{K/s}$  solder is cured. Board and components cool down while avoiding cold cracks.

# Mouser Electronics

Authorized Distributor



Click to View Pricing, Inventory, Delivery & Lifecycle Information:

[Weidmuller:](#)

[1863980000](#)

## Looking for pricing, stock, or lifecycle information?

Click below to explore more details on WIN SOURCE:

-  [View 1863980000 on WIN SOURCE](#)
-  [Weidmuller Information](#)

## Optimize Your Supply Chain with WIN SOURCE Solutions

-  Global Sourcing Solution
-  Obsolete Management
-  Cost Control Management
-  Shortage Management
-  Alternative Solution
-  Excess Inventory Management