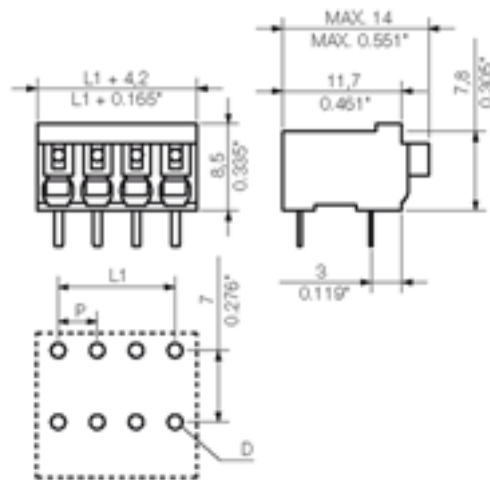




**THE DATASHEET OF
1824480000**





General ordering data

Order No.	1824480000
Part designation	LSF-SMT 3.5/8/90 3.5 SW
Version	PCB terminal, Push In, Reflow solder connection, Clamping range, max.: 1.5 mm ² , Pitch: 3.50 mm, No. of poles: 8, 90°, Tube
EAN	4032248326785
Qty.	19 pc(s).

System parameters

Product family	System LS
Conductor connection system	Push In
Fitted to PCB	Reflow solder connection
Outgoing direction of conductor	90°
Pitch	3.5 mm
Pitch in inch	0.138 inch
No. of poles	8
Fitted by customer	no
No. of rows	1
Solder pin length	3.5 mm
Dia. of fitting hole	1.1 mm
Fitting hole tolerance	+ 0.1 mm
No. of solder pins per pole	2
Stripping length	8 mm

System parameters

L1 in mm	24.5 mm
L1 in inch	0.965 inch
Electric shock protection to DIN VDE 0470	IP 20
Electric shock protection to DIN VDE 0470	Safe from finger touch

Material data

Insulating material	LCP GF
Colour	black
colour chart	Similar to RAL 9011
Insulating material group	IIIa
Flammability class UL 94	V-0
CTI	>= 175
Contact base material	Copper alloy
Contact surface	tinned
Storage temperature, min.	-25 °C
Storage temperature, max.	55 °C

Connectable conductors

Clamping range, min.	0.13 mm ²
Clamping range, max.	1.5 mm ²
AWG, min.	24
AWG, max.	16
O.D. of conductor insulation, max.	2.9 mm
Solid, min. H05(07) V-U	0.2 mm ²
Solid, max. H05(07) V-U	1.5 mm ²
Flexible, min. H05(07) V-K	0.2 mm ²
Flexible, max. H05(07) V-K	1.5 mm ²
With wire end ferrule, acc. to DIN 46 228/1, min.	0.25 mm ²
With wire end ferrule, acc. to DIN 46 228/1, max.	1.5 mm ²
w. plastic collar ferrule, DIN 46228 pt 4, min.	0.25 mm ²
w. plastic collar ferrule, DIN 46228 pt 4, max.	0.75 mm ²

DIN IEC rating data

Rated current, min. No. pins (Tu=20°C)	17.5 A
Rated current, max. No. pins (Tu=20°C)	16 A
Rated current, min. No. pins (Tu=40°C)	17.5 A
Rated current, max. No. pins (Tu=40°C)	14 A
Rated voltage for overvoltage class/pollution severity II/2	320 V
Rated voltage for overvoltage class/pollution severity III/2	160 V
Rated voltage for overvoltage class/pollution severity III/3	160 V
Rated impulse withstand voltage for overvoltage class/pollution severity II/2	2.5 kV
Rated impulse withstand voltage for overvoltage class/pollution severity III/2	2.5 kV
Rated impulse withstand voltage for overvoltage class/pollution severity III/3	2.5 kV
Short-time withstand current resistance	3 x 1s with 80 A

CSA rating data

Rated voltage (Use group D)	300 V
Rated current (Use group D)	10 A
AWG conductor (field wiring), min.	24
AWG conductor (field wiring), max.	16

UL 1059 rating data

Rated voltage (Use group D)	300 V
Rated current (Use group D)	10 A
AWG conductor, min.	24
AWG conductor, max.	16

Approvals

Approvals institutes



Classifications

eClass 4.1	NK
eClass 5.0	NK
eClass 5.1	NK

Similar products

Order No.	Part designation	Version
1824420000	LSF-SMT 3.5/2/90 3.5 SW	PCB terminal, Push In, Reflow solder connection, Clamping range, max.: 1.5 mm ² , Pitch: 3.50 mm, No. of poles: 2, 90°, Tube
1874990000	LSF-SMT3.5/2/90 3.5R	PCB terminal, Push In, Reflow solder connection, Clamping range, max.: 1.5 mm ² , Pitch: 3.50 mm, No. of poles: 2, 90°, Tape
1870500000	LSF-SMT 3.5/2/90 1.5SW	PCB terminal, Push In, Reflow solder connection, Clamping range, max.: 1.5 mm ² , Pitch: 3.50 mm, No. of poles: 2, 90°, Tube
1874690000	LSF-SMT3.5/2/90 1.5R	PCB terminal, Push In, Reflow solder connection, Clamping range, max.: 1.5 mm ² , Pitch: 3.50 mm, No. of poles: 2, 90°, Tape
1824430000	LSF-SMT 3.5/3/90 3.5 SW	PCB terminal, Push In, Reflow solder connection, Clamping range, max.: 1.5 mm ² , Pitch: 3.50 mm, No. of poles: 3, 90°, Tube
1875030000	LSF-SMT3.5/3/90 3.5R	PCB terminal, Push In, Reflow solder connection, Clamping range, max.: 1.5 mm ² , Pitch: 3.50 mm, No. of poles: 3, 90°, Tape
1870530000	LSF-SMT 3.5/3/90 1.5SW	PCB terminal, Push In, Reflow solder connection, Clamping range, max.: 1.5 mm ² , Pitch: 3.50 mm, No. of poles: 3, 90°, Tube
1874710000	LSF-SMT3.5/3/90 1.5R	PCB terminal, Push In, Reflow solder connection, Clamping range, max.: 1.5 mm ² , Pitch: 3.50 mm, No. of poles: 3, 90°, Tape
1824440000	LSF-SMT 3.5/4/90 3.5 SW	PCB terminal, Push In, Reflow solder connection, Clamping range, max.: 1.5 mm ² , Pitch: 3.50 mm, No. of poles: 4, 90°, Tube



1875050000	LSF-SMT3.5/4/90 3.5R	PCB terminal, Push In, Reflow solder connection, Clamping range, max.: 1.5 mm ² , Pitch: 3.50 mm, No. of poles: 4, 90°, Tape
1870550000	LSF-SMT 3.5/4/90 1.5SW	PCB terminal, Push In, Reflow solder connection, Clamping range, max.: 1.5 mm ² , Pitch: 3.50 mm, No. of poles: 4, 90°, Tube
1874730000	LSF-SMT3.5/4/90 1.5R	PCB terminal, Push In, Reflow solder connection, Clamping range, max.: 1.5 mm ² , Pitch: 3.50 mm, No. of poles: 4, 90°, Tape
1824450000	LSF-SMT 3.5/5/90 3.5 SW	PCB terminal, Push In, Reflow solder connection, Clamping range, max.: 1.5 mm ² , Pitch: 3.50 mm, No. of poles: 5, 90°, Tube
1875070000	LSF-SMT3.5/5/90 3.5R	PCB terminal, Push In, Reflow solder connection, Clamping range, max.: 1.5 mm ² , Pitch: 3.50 mm, No. of poles: 5, 90°, Tape
1870580000	LSF-SMT 3.5/5/90 1.5SW	PCB terminal, Push In, Reflow solder connection, Clamping range, max.: 1.5 mm ² , Pitch: 3.50 mm, No. of poles: 5, 90°, Tube
1874740000	LSF-SMT3.5/5/90 1.5R	PCB terminal, Push In, Reflow solder connection, Clamping range, max.: 1.5 mm ² , Pitch: 3.50 mm, No. of poles: 5, 90°, Tape
1824460000	LSF-SMT 3.5/6/90 3.5 SW	PCB terminal, Push In, Reflow solder connection, Clamping range, max.: 1.5 mm ² , Pitch: 3.50 mm, No. of poles: 6, 90°, Tube
1875080000	LSF-SMT3.5/6/90 3.5R	PCB terminal, Push In, Reflow solder connection, Clamping range, max.: 1.5 mm ² , Pitch: 3.50 mm, No. of poles: 6, 90°, Tape
1870590000	LSF-SMT 3.5/6/90 1.5SW	PCB terminal, Push In, Reflow solder connection, Clamping range, max.: 1.5 mm ² , Pitch: 3.50 mm, No. of poles: 6, 90°, Tube
1874810000	LSF-SMT3.5/6/90 1.5R	PCB terminal, Push In, Reflow solder connection, Clamping range, max.: 1.5 mm ² , Pitch: 3.50 mm, No. of poles: 6, 90°, Tape
1824470000	LSF-SMT 3.5/7/90 3.5 SW	PCB terminal, Push In, Reflow solder connection, Clamping range, max.: 1.5 mm ² , Pitch: 3.50 mm, No. of poles: 7, 90°, Tube
1875100000	LSF-SMT3.5/7/90 3.5R	PCB terminal, Push In, Reflow solder connection, Clamping range, max.: 1.5 mm ² , Pitch: 3.50 mm, No. of poles: 7, 90°, Tape
1871020000	LSF-SMT 3.5/7/90 1.5SW	PCB terminal, Push In, Reflow solder connection, Clamping range, max.: 1.5 mm ² , Pitch: 3.50 mm, No. of poles: 7, 90°, Tube
1874840000	LSF-SMT3.5/7/90 1.5R	PCB terminal, Push In, Reflow solder connection, Clamping range, max.: 1.5 mm ² , Pitch: 3.50 mm, No. of poles: 7, 90°, Tape
1875110000	LSF-SMT3.5/8/90 3.5R	PCB terminal, Push In, Reflow solder connection, Clamping range, max.: 1.5 mm ² , Pitch: 3.50 mm, No. of poles: 8, 90°, Tape
1871030000	LSF-SMT 3.5/8/90 1.5SW	PCB terminal, Push In, Reflow solder connection, Clamping range, max.: 1.5 mm ² , Pitch: 3.50 mm, No. of poles: 8, 90°, Tube
1874890000	LSF-SMT3.5/8/90 1.5R	PCB terminal, Push In, Reflow solder connection, Clamping range, max.: 1.5 mm ² , Pitch: 3.50 mm, No. of poles: 8, 90°, Tape
1824490000	LSF-SMT 3.5/9/90 3.5 SW	PCB terminal, Push In, Reflow solder connection, Clamping range, max.: 1.5 mm ² , Pitch: 3.50 mm, No. of poles: 9, 90°, Tube
1875120000	LSF-SMT3.5/9/90 3.5R	PCB terminal, Push In, Reflow solder connection, Clamping range, max.: 1.5 mm ² , Pitch: 3.50 mm, No. of poles: 9, 90°, Tape
1871040000	LSF-SMT 3.5/9/90 1.5SW	PCB terminal, Push In, Reflow solder connection, Clamping range, max.: 1.5 mm ² , Pitch: 3.50 mm, No. of poles: 9, 90°, Tube
1874900000	LSF-SMT3.5/9/90 1.5R	PCB terminal, Push In, Reflow solder connection, Clamping range, max.: 1.5 mm ² , Pitch: 3.50 mm, No. of poles: 9, 90°, Tape
1824500000	LSF-SMT 3.5/10/90 3.5SW	PCB terminal, Push In, Reflow solder connection, Clamping range, max.: 1.5 mm ² , Pitch: 3.50 mm, No. of poles: 10, 90°, Tube
1875130000	LSF-SMT3.5/10/90 3.5R	PCB terminal, Push In, Reflow solder connection, Clamping range, max.: 1.5 mm ² , Pitch: 3.50 mm, No. of poles: 10, 90°, Tape
1871050000	LSF-SMT 3.5/10/90 1.5SW	PCB terminal, Push In, Reflow solder connection, Clamping range, max.: 1.5 mm ² , Pitch: 3.50 mm, No. of poles: 10, 90°, Tube
1874930000	LSF-SMT3.5/10/90 1.5R	PCB terminal, Push In, Reflow solder connection, Clamping range, max.: 1.5 mm ² , Pitch: 3.50 mm, No. of poles: 10, 90°, Tape

1824510000	LSF-SMT 3.5/11/90 3.5SW	PCB terminal, Push In, Reflow solder connection, Clamping range, max.: 1.5 mm ² , Pitch: 3.50 mm, No. of poles: 11, 90°, Tube
1875140000	LSF-SMT3.5/11/90 3.5R	PCB terminal, Push In, Reflow solder connection, Clamping range, max.: 1.5 mm ² , Pitch: 3.50 mm, No. of poles: 11, 90°, Tape
1871060000	LSF-SMT 3.5/11/90 1.5SW	PCB terminal, Push In, Reflow solder connection, Clamping range, max.: 1.5 mm ² , Pitch: 3.50 mm, No. of poles: 11, 90°, Tube
1874940000	LSF-SMT3.5/11/90 1.5R	PCB terminal, Push In, Reflow solder connection, Clamping range, max.: 1.5 mm ² , Pitch: 3.50 mm, No. of poles: 11, 90°, Tape
1824520000	LSF-SMT 3.5/12/90 3.5SW	PCB terminal, Push In, Reflow solder connection, Clamping range, max.: 1.5 mm ² , Pitch: 3.50 mm, No. of poles: 12, 90°, Tube
1875160000	LSF-SMT3.5/12/90 3.5R	PCB terminal, Push In, Reflow solder connection, Clamping range, max.: 1.5 mm ² , Pitch: 3.50 mm, No. of poles: 12, 90°, Tape
1871070000	LSF-SMT 3.5/12/90 1.5SW	PCB terminal, Push In, Reflow solder connection, Clamping range, max.: 1.5 mm ² , Pitch: 3.50 mm, No. of poles: 12, 90°, Tube
1874970000	LSF-SMT3.5/12/90 1.5R	PCB terminal, Push In, Reflow solder connection, Clamping range, max.: 1.5 mm ² , Pitch: 3.50 mm, No. of poles: 12, 90°, Tape
1870380000	LSF-SMT 3.5/13/90 3.5SW	PCB terminal, Push In, Reflow solder connection, Clamping range, max.: 1.5 mm ² , Pitch: 3.50 mm, No. of poles: 13, 90°, Tube
1871080000	LSF-SMT 3.5/13/90 1.5SW	PCB terminal, Push In, Reflow solder connection, Clamping range, max.: 1.5 mm ² , Pitch: 3.50 mm, No. of poles: 13, 90°, Tube
1870390000	LSF-SMT 3.5/14/90 3.5SW	PCB terminal, Push In, Reflow solder connection, Clamping range, max.: 1.5 mm ² , Pitch: 3.50 mm, No. of poles: 14, 90°, Tube
1871090000	LSF-SMT 3.5/14/90 1.5SW	PCB terminal, Push In, Reflow solder connection, Clamping range, max.: 1.5 mm ² , Pitch: 3.50 mm, No. of poles: 14, 90°, Tube
1870400000	LSF-SMT 3.5/15/90 3.5SW	PCB terminal, Push In, Reflow solder connection, Clamping range, max.: 1.5 mm ² , Pitch: 3.50 mm, No. of poles: 15, 90°, Tube
1871100000	LSF-SMT 3.5/15/90 1.5SW	PCB terminal, Push In, Reflow solder connection, Clamping range, max.: 1.5 mm ² , Pitch: 3.50 mm, No. of poles: 15, 90°, Tube
1870410000	LSF-SMT 3.5/16/90 3.5SW	PCB terminal, Push In, Reflow solder connection, Clamping range, max.: 1.5 mm ² , Pitch: 3.50 mm, No. of poles: 16, 90°, Tube
1871110000	LSF-SMT 3.5/16/90 1.5SW	PCB terminal, Push In, Reflow solder connection, Clamping range, max.: 1.5 mm ² , Pitch: 3.50 mm, No. of poles: 16, 90°, Tube
1870420000	LSF-SMT 3.5/17/90 3.5SW	PCB terminal, Push In, Reflow solder connection, Clamping range, max.: 1.5 mm ² , Pitch: 3.50 mm, No. of poles: 17, 90°, Tube
1871120000	LSF-SMT 3.5/17/90 1.5SW	PCB terminal, Push In, Reflow solder connection, Clamping range, max.: 1.5 mm ² , Pitch: 3.50 mm, No. of poles: 17, 90°, Tube
1870430000	LSF-SMT 3.5/18/90 3.5SW	PCB terminal, Push In, Reflow solder connection, Clamping range, max.: 1.5 mm ² , Pitch: 3.50 mm, No. of poles: 18, 90°, Tube
1871130000	LSF-SMT 3.5/18/90 1.5SW	PCB terminal, Push In, Reflow solder connection, Clamping range, max.: 1.5 mm ² , Pitch: 3.50 mm, No. of poles: 18, 90°, Tube
1870440000	LSF-SMT 3.5/19/90 3.5SW	PCB terminal, Push In, Reflow solder connection, Clamping range, max.: 1.5 mm ² , Pitch: 3.50 mm, No. of poles: 19, 90°, Tube
1871140000	LSF-SMT 3.5/19/90 1.5SW	PCB terminal, Push In, Reflow solder connection, Clamping range, max.: 1.5 mm ² , Pitch: 3.50 mm, No. of poles: 19, 90°, Tube
1870450000	LSF-SMT 3.5/20/90 3.5SW	PCB terminal, Push In, Reflow solder connection, Clamping range, max.: 1.5 mm ² , Pitch: 3.50 mm, No. of poles: 20, 90°, Tube
1871150000	LSF-SMT 3.5/20/90 1.5SW	PCB terminal, Push In, Reflow solder connection, Clamping range, max.: 1.5 mm ² , Pitch: 3.50 mm, No. of poles: 20, 90°, Tube
1870460000	LSF-SMT 3.5/21/90 3.5SW	PCB terminal, Push In, Reflow solder connection, Clamping range, max.: 1.5 mm ² , Pitch: 3.50 mm, No. of poles: 21, 90°, Tube
1871160000	LSF-SMT 3.5/21/90 1.5SW	PCB terminal, Push In, Reflow solder connection, Clamping range, max.: 1.5 mm ² , Pitch: 3.50 mm, No. of poles: 21, 90°, Tube

1870470000	LSF-SMT 3.5/22/90 3.5SW	PCB terminal, Push In, Reflow solder connection, Clamping range, max.: 1.5 mm ² , Pitch: 3.50 mm, No. of poles: 22, 90°, Tube
1871170000	LSF-SMT 3.5/22/90 1.5SW	PCB terminal, Push In, Reflow solder connection, Clamping range, max.: 1.5 mm ² , Pitch: 3.50 mm, No. of poles: 22, 90°, Tube
1870480000	LSF-SMT 3.5/23/90 3.5SW	PCB terminal, Push In, Reflow solder connection, Clamping range, max.: 1.5 mm ² , Pitch: 3.50 mm, No. of poles: 23, 90°, Tube
1871180000	LSF-SMT 3.5/23/90 1.5SW	PCB terminal, Push In, Reflow solder connection, Clamping range, max.: 1.5 mm ² , Pitch: 3.50 mm, No. of poles: 23, 90°, Tube
1870490000	LSF-SMT 3.5/24/90 3.5SW	PCB terminal, Push In, Reflow solder connection, Clamping range, max.: 1.5 mm ² , Pitch: 3.50 mm, No. of poles: 24, 90°, Tube
1871190000	LSF-SMT 3.5/24/90 1.5SW	PCB terminal, Push In, Reflow solder connection, Clamping range, max.: 1.5 mm ² , Pitch: 3.50 mm, No. of poles: 24, 90°, Tube

Looking for pricing, stock, or lifecycle information?

Click below to explore more details on WIN SOURCE:

-  [View 1824480000 on WIN SOURCE](#)
-  [Weidmuller Information](#)

Optimize Your Supply Chain with WIN SOURCE Solutions

-  Global Sourcing Solution
-  Obsolete Management
-  Cost Control Management
-  Shortage Management
-  Alternative Solution
-  Excess Inventory Management