



THE DATASHEET OF
1820840000



W-Series
WDU 50N

Weidmüller Interface GmbH & Co. KG
 Klingenbergstraße 16
 D-32758 Detmold
 Germany
 Fon: +49 5231 14-0
 Fax: +49 5231 14-292083
 www.weidmueller.com


Klippon® Connect with clamping yoke Technology

The high reliability and variety of designs of the terminal blocks with clamping yoke connections make planning easier and optimises operational safety. Klippon® Connect provides a proven response to a range of different requirements.

General ordering data

Type	WDU 50N
Order No.	1820840000
Version	Feed-through terminal, Screw connection, 50 mm ² , 1000 V, 150 A, Dark Beige
GTIN (EAN)	4032248318117
Qty.	10 pc(s).

W-Series
WDU 50N

Weidmüller Interface GmbH & Co. KG
 Klingenbergstraße 16
 D-32758 Detmold
 Germany
 Fon: +49 5231 14-0
 Fax: +49 5231 14-292083
 www.weidmueller.com

Technical data**Dimensions and weights**

Width	18.5 mm	Width (inches)	0.728 inch
Height	70 mm	Height (inches)	2.756 inch
Depth	69.6 mm	Depth (inches)	2.74 inch
Depth including DIN rail	70.6 mm	Net weight	84.38 g

Temperatures

Continuous operating temp., min.	-60 °C	Continuous operating temp., max.	130 °C
----------------------------------	--------	----------------------------------	--------

Material data

Material	Wemid	Colour	Dark Beige
UL 94 flammability rating	V-0		

Rating data IECEx/ATEX

Certificate No. (ATEX)	DEMKO 14ATEX1338U	Certificate No. (IECEX)	IECEXULD14.0005U
Max. voltage (ATEX)	690 V	Current (ATEX)	126 A
Wire cross section max. (ATEX)	50 mm ²	Max. voltage (IECEX)	690 V
Current (IECEX)	126 A	Wire cross section max. (IECEX)	50 mm ²
Operating temperature range	For operating temperature range see EC Design Test Certificate / IEC Ex-Certificate of Conformity	Marking EN 60079-7	
Ex 2014/34/EU label	II 2 G D		Ex eb II C Gb

System specifications

Version	Screw connection, for screwable cross-connection, closed	Tightening torque (clamping screw for aluminium conductors)	6 Nm
Tightening torque (clamping screw for copper conductors)	3.5...6 Nm	End cover plate required	No
Number of potentials	1	Number of levels	1
No. of clamping points per level	2	Number of potentials per tier	1
Levels cross-connected internally	No	PE connection	No
Mounting rail	TS 35	N-function	No
PE function	No	PEN function	Yes

2 clampable conductors (H05V/H07V) with equal cross-section (rated connection)

Cross-section for connected wire, stranded, two clampable wires, min.	6 mm ²	Cross-section for connected wire, stranded, two clampable wires, max.	16 mm ²
Wire connection cross section, finely stranded, two clampable wires, min.	6 mm ²	Wire cross-section, finely stranded, two clampable wires, max.	16 mm ²
Wire connection cross section, finely stranded with wire-end ferrules DIN 46228/1, 2 clampable wires, min.	6 mm ²	Wire connection cross section, finely stranded with wire-end ferrules DIN 46228/1, 2 clampable wires, max.	16 mm ²

Additional technical data

Explosion-tested version	No	Installation advice	Direct mounting
Number of similar terminals	1	Open sides	closed
Type of mounting	Snap-on		

W-Series WDU 50N

Weidmüller Interface GmbH & Co. KG
 Klingenbergstraße 16
 D-32758 Detmold
 Germany
 Fon: +49 5231 14-0
 Fax: +49 5231 14-292083
 www.weidmueller.com

Technical data

CSA rating data

Certificate No. (CSA)	200039-1057876	Current size B (CSA)	150 A
Current size C (CSA)	150 A	Current size D (CSA)	5 A
Voltage size B (CSA)	600 V	Voltage size C (CSA)	600 V
Voltage size D (CSA)	600 V	Wire cross section max. (CSA)	0 AWG
Wire cross section min. (CSA)	8 AWG		

Conductors for clamping (rated connection)

Blade size	S4 (DIN 6911)	Clamping range, max.	70 mm ²
Clamping range, min.	10 mm ²	Clamping screw	M 6
Connection cross-section, stranded, max.	70 mm ²	Connection cross-section, stranded, min.	6 mm ²
Connection direction	on side	Gauge to IEC 60947-1	B10
Number of connections	2	Stripping length	24 mm
Tightening torque, max.	6 Nm	Tightening torque, min.	3.5 Nm
Type of connection	Screw connection	Wire connection cross section AWG, max.	AWG 0
Wire connection cross section AWG, min.	AWG 8	Wire connection cross section, finely stranded, max.	50 mm ²
Wire connection cross-section, finely stranded with wire-end ferrules DIN 46228/1, max.	50 mm ²	Wire connection cross-section, finely stranded with wire-end ferrules DIN 46228/1, min.	6 mm ²
Wire connection cross-section, finely stranded, min.	10 mm ²	Wire connection cross-section, solid core, max.	16 mm ²
Wire connection cross-section, solid core, min.	6 mm ²		

Rating data

Rated cross-section	50 mm ²	Rated voltage	1,000 V
Rated current	150 A	Current at maximum wires	192 A
Standards	IEC 60947-7-1	Volume resistance according to IEC 60947-7-x	0.21 mΩ
Rated impulse withstand voltage	8 kV	Pollution severity	3
Surge voltage category	III		

UL rating data

Certificate No. (UR)	E60693	Conductor size Factory wiring max. (UR)	0 AWG
Conductor size Factory wiring min. (UR)	10 AWG	Conductor size Field wiring max. (UR)	0 AWG
Conductor size Field wiring min. (UR)	10 AWG	Current size C (UR)	150 A
Voltage size C (UR)	600 V		

Classifications

ETIM 3.0	EC000897	ETIM 4.0	EC000897
ETIM 5.0	EC000897	ETIM 6.0	EC000897
UNSPSC	30-21-18-11	eClass 5.1	27-14-11-20
eClass 6.2	27-14-11-20	eClass 7.1	27-14-11-20
eClass 8.1	27-14-11-20	eClass 9.0	27-14-11-20
eClass 9.1	27-14-11-20		

Data sheet

**W-Series
WDU 50N**

Weidmüller Interface GmbH & Co. KG
 Klingenbergstraße 16
 D-32758 Detmold
 Germany
 Fon: +49 5231 14-0
 Fax: +49 5231 14-292083
 www.weidmueller.com

Technical data

Product information

Descriptive text ordering data	1000 V UL and CSA for usage groups B and C: can be used with isolating DIN rails and when using WTW-EN partitions.
Descriptive text technical data	1000 V DC rated voltage tested.
Instructions for accessories	Auxiliary connection for additional conductor "WZAD 50N" 1872720000 (up to 10 mm ² , 41 A). Cross-connections, see section "W series accessories".

Approvals

Approvals



ROHS Conform

Downloads

Approval/Certificate/Document of Conformity	CFAT_WDU 50N.pdf IECEXULD14.0005U_e.pdf DE_PT1001_20160418_805_ISSUE01.pdf ACF-ATEX_4786180920
Brochure/Catalogue	CAT 1 TERM 16/17 EN
Engineering Data	EPLAN, WSCAD, Zuken E3.S
Engineering Data	STEP
User Documentation	NTL_IECEX_WDU-WPE 50N.pdf

Safety note




Safety notice [Safety Information](#)

Data sheet

W-Series
WDU 50N



Weidmüller Interface GmbH & Co. KG
Klingenbergstraße 16
D-32758 Detmold
Germany
Fon: +49 5231 14-0
Fax: +49 5231 14-292083
www.weidmueller.com

Drawings



Looking for pricing, stock, or lifecycle information?

Click below to explore more details on WIN SOURCE:

-  [View 1820840000 on WIN SOURCE](#)
-  [Weidmuller Information](#)

Optimize Your Supply Chain with WIN SOURCE Solutions

-  Global Sourcing Solution
-  Obsolete Management
-  Cost Control Management
-  Shortage Management
-  Alternative Solution
-  Excess Inventory Management