




**THE DATASHEET OF
1746760000**



**Z-series
ZDU 10 BL**

Weidmüller Interface GmbH & Co. KG
Klingenbergstraße 16
D-32758 Detmold
Germany
Fon: +49 5231 14-0
Fax: +49 5231 14-292083
www.weidmueller.com

Product image**Spring connection with tension clamp Technology**

Tension clamp technology is a universal contact system for all common conductor connection types. Its fantastic level of flexibility makes the tension clamp a profitable alternative connection.

General ordering data

Type	ZDU 10 BL
Order No.	1746760000
Version	Feed-through terminal, Tension clamp connection, 10 mm ² , 1000 V, 57 A, Blue
GTIN (EAN)	4008190996727
Qty.	25 pc(s).

**Z-series
ZDU 10 BL**

Weidmüller Interface GmbH & Co. KG
 Klingenbergstraße 16
 D-32758 Detmold
 Germany
 Fon: +49 5231 14-0
 Fax: +49 5231 14-292083
 www.weidmueller.com

Technical data**Dimensions and weights**

Width	10 mm	Width (inches)	0.394 inch
Height	73.5 mm	Height (inches)	2.894 inch
Depth	49.5 mm	Depth (inches)	1.949 inch
Depth including DIN rail	50.5 mm	Net weight	25.3 g

Temperatures

Continuous operating temp., min.	-50 °C	Continuous operating temp., max.	120 °C
----------------------------------	--------	----------------------------------	--------

Material data

Material	Wemid	Colour	Blue
UL 94 flammability rating	V-0		

Rating data IECEx/ATEX

Certificate No. (ATEX)	KEMA99ATEX55 14U	Certificate No. (IECEX)	IECEXULD05.0009U
Max. voltage (ATEX)	550 V	Current (ATEX)	50 A
Wire cross section max. (ATEX)	10 mm ²	Max. voltage (IECEX)	550 V
Current (IECEX)	50 A	Wire cross section max. (IECEX)	10 mm ²
Operating temperature range	For operating temperature range see EC Design Test Certificate / IEC Ex-Certificate of Conformity	Marking EN 60079-7	Ex eb II C Gb
Ex 2014/34/EU label	II 2 G D		

System specifications

Version	Tension-clamp connection, for plug-in cross-connector, One end without connector	End cover plate required	Yes
Number of levels	1	No. of clamping points per level	2
Number of potentials per tier	1	Levels cross-connected internally	No
PE connection	No	Mounting rail	TS 35

Additional technical data

Explosion-tested version	Yes	Installation advice	Direct mounting
Number of similar terminals	1	Open sides	right
Type of mounting	Snap-on		

CSA rating data

Certificate No. (CSA)	200039-1 152892	Current size B (CSA)	55 A
Current size C (CSA)	55 A	Current size D (CSA)	5 A
Voltage size B (CSA)	600 V	Voltage size C (CSA)	600 V
Voltage size D (CSA)	600 V	Wire cross section max. (CSA)	6 AWG
Wire cross section min. (CSA)	16 AWG		

**Z-series
ZDU 10 BL**

Weidmüller Interface GmbH & Co. KG
 Klingenbergstraße 16
 D-32758 Detmold
 Germany
 Fon: +49 5231 14-0
 Fax: +49 5231 14-292083
 www.weidmueller.com

Technical data
Conductors for clamping (rated connection)

Blade size	1.0 x 5.5 mm	Clamping range, max.	16 mm ²
Clamping range, min.	1.31 mm ²	Connection cross-section, stranded, max.	16 mm ²
Connection cross-section, stranded, min.	1.5 mm ²	Connection direction	top
Gauge to IEC 60947-1	A6	Number of connections	2
Stripping length	18 mm	Type of connection	Tension clamp connection
Wire connection cross section AWG, max.	AWG 6	Wire connection cross section AWG, min.	AWG 16
Wire connection cross section, finely stranded, max.	10 mm ²	Wire connection cross-section, finely stranded with wire-end ferrules DIN 46228/1, max.	10 mm ²
Wire connection cross-section, finely stranded with wire-end ferrules DIN 46228/1, min.	1.5 mm ²	Wire connection cross-section, finely stranded with wire-end ferrules DIN 46228/4, max.	10 mm ²
Wire connection cross-section, finely stranded with wire-end ferrules DIN 46228/4, min.	1.5 mm ²	Wire connection cross-section, finely stranded, min.	1.5 mm ²
Wire connection cross-section, solid core, max.	16 mm ²	Wire connection cross-section, solid core, min.	1.5 mm ²

Dimensions

TS 35 offset	39 mm
--------------	-------

Rating data

Rated cross-section	10 mm ²	Rated voltage	1,000 V
Rated current	57 A	Current at maximum wires	72 A
Standards	IEC 60947-7-1	Volume resistance according to IEC 60947-7-x	0.56 mΩ
Rated impulse withstand voltage	8 kV	Pollution severity	3

UL rating data

Certificate No. (UR)	E60693	Conductor size Factory wiring max. (UR)	6 AWG
Conductor size Factory wiring min. (UR)	16 AWG	Conductor size Field wiring max. (UR)	6 AWG
Conductor size Field wiring min. (UR)	16 AWG	Current size C (UR)	60 A
Voltage size C (UR)	600 V		

Classifications

ETIM 3.0	EC000897	ETIM 4.0	EC000897
ETIM 5.0	EC000897	ETIM 6.0	EC000897
UNSPSC	30-21-18-11	eClass 5.1	27-14-11-20
eClass 6.2	27-14-11-20	eClass 7.1	27-14-11-20
eClass 8.1	27-14-11-20	eClass 9.0	27-14-11-20
eClass 9.1	27-14-11-20		

Product information

Descriptive text ordering data	1000 VDC rated voltage tested.
Descriptive text technical data	Cross-connection of ZDU 10 and ZDU 16 is possible using the ZQV 16-10. Cross-connection of ZDU 10 and ZDU 35 is possible using the ZQV 35-10.

Data sheet

**Z-series
ZDU 10 BL**

Weidmüller Interface GmbH & Co. KG
 Klingenbergstraße 16
 D-32758 Detmold
 Germany
 Fon: +49 5231 14-0
 Fax: +49 5231 14-292083
 www.weidmueller.com

Technical data

Approvals

Approvals



ROHS Conform

Downloads

Approval/Certificate/Document of Conformity	Attestation of Conformity IECEX Certificate ATEX Certificate DE_PT1101_20160418_1156_ISSUE01.pdf
Brochure/Catalogue	CAT 1 TERM 16/17 EN
Engineering Data	EPLAN, WSCAD, Zuken E3.S
Engineering Data	STEP
User Documentation	Cross Connection Guide Usage of terminals in EXi atmospheres

Safety note

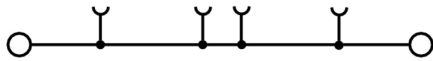
Safety notice [Safety Information](#)

Data sheet

Z-series
ZDU 10 BL



Weidmüller Interface GmbH & Co. KG
Klingenbergstraße 16
D-32758 Detmold
Germany
Fon: +49 5231 14-0
Fax: +49 5231 14-292083
www.weidmueller.com

Drawings



Looking for pricing, stock, or lifecycle information?

Click below to explore more details on WIN SOURCE:

-  [View 1746760000 on WIN SOURCE](#)
-  [Weidmuller Information](#)

Optimize Your Supply Chain with WIN SOURCE Solutions

-  Global Sourcing Solution
-  Obsolete Management
-  Cost Control Management
-  Shortage Management
-  Alternative Solution
-  Excess Inventory Management