




**THE DATASHEET OF  
1746750000**



**Z-series  
ZDU 10**

**Weidmüller Interface GmbH & Co. KG**  
Klingenbergstraße 16  
D-32758 Detmold  
Germany  
Fon: +49 5231 14-0  
Fax: +49 5231 14-292083  
www.weidmueller.com

**Product image****Spring connection with tension clamp Technology**

Tension clamp technology is a universal contact system for all common conductor connection types. Its fantastic level of flexibility makes the tension clamp a profitable alternative connection.

**General ordering data**

Type	ZDU 10
Order No.	<a href="#">1746750000</a>
Version	Feed-through terminal, Tension clamp connection, 10 mm <sup>2</sup> , 1000 V, 57 A, Dark Beige
GTIN (EAN)	4008190996710
Qty.	25 pc(s).

**Z-series**  
**ZDU 10**

**Weidmüller Interface GmbH & Co. KG**  
 Klingenbergstraße 16  
 D-32758 Detmold  
 Germany  
 Fon: +49 5231 14-0  
 Fax: +49 5231 14-292083  
 www.weidmueller.com

**Technical data**
**Dimensions and weights**

Width	10 mm	Width (inches)	0.394 inch
Height	73.5 mm	Height (inches)	2.894 inch
Depth	49.5 mm	Depth (inches)	1.949 inch
Depth including DIN rail	50.5 mm	Net weight	25.34 g

**Temperatures**

Continuous operating temp., min.	-50 °C	Continuous operating temp., max.	120 °C
----------------------------------	--------	----------------------------------	--------

**Material data**

Material	Wemid	Colour	Dark Beige
UL 94 flammability rating	V-0		

**Rating data IECEx/ATEX**

Certificate No. (ATEX)	KEMA99ATEX55 14U	Certificate No. (IECEX)	IECEXULD05.0009U
Max. voltage (ATEX)	550 V	Current (ATEX)	50 A
Wire cross section max. (ATEX)	10 mm <sup>2</sup>	Max. voltage (IECEX)	550 V
Current (IECEX)	50 A	Wire cross section max. (IECEX)	10 mm <sup>2</sup>
Operating temperature range	For operating temperature range see EC Design Test Certificate / IEC Ex-Certificate of Conformity	Marking EN 60079-7	Ex eb II C Gb
Ex 2014/34/EU label	II 2 G D		

**System specifications**

Version	Tension-clamp connection, for plug-in cross-connector, One end without connector	End cover plate required	Yes
Number of levels	1	No. of clamping points per level	2
Number of potentials per tier	1	Levels cross-connected internally	No
PE connection	No	Mounting rail	TS 35

**Additional technical data**

Explosion-tested version	Yes	Installation advice	Direct mounting
Number of similar terminals	1	Open sides	right
Type of mounting	Snap-on		

**CSA rating data**

Certificate No. (CSA)	200039-1 152892	Current size B (CSA)	55 A
Current size C (CSA)	55 A	Current size D (CSA)	5 A
Voltage size B (CSA)	600 V	Voltage size C (CSA)	600 V
Voltage size D (CSA)	600 V	Wire cross section max. (CSA)	6 AWG
Wire cross section min. (CSA)	16 AWG		

**Z-series**  
**ZDU 10**

**Weidmüller Interface GmbH & Co. KG**  
 Klingenbergstraße 16  
 D-32758 Detmold  
 Germany  
 Fon: +49 5231 14-0  
 Fax: +49 5231 14-292083  
 www.weidmueller.com

**Technical data**
**Conductors for clamping (rated connection)**

Blade size	1.0 x 5.5 mm	Clamping range, max.	16 mm <sup>2</sup>
Clamping range, min.	1.31 mm <sup>2</sup>	Connection cross-section, stranded, max.	16 mm <sup>2</sup>
Connection cross-section, stranded, min.	1.5 mm <sup>2</sup>	Connection direction	top
Gauge to IEC 60947-1	A6	Number of connections	2
Stripping length	18 mm	Type of connection	Tension clamp connection
Wire connection cross section AWG, max.	AWG 6	Wire connection cross section AWG, min.	AWG 16
Wire connection cross section, finely stranded, max.	10 mm <sup>2</sup>	Wire connection cross-section, finely stranded with wire-end ferrules DIN 46228/1, max.	10 mm <sup>2</sup>
Wire connection cross-section, finely stranded with wire-end ferrules DIN 46228/1, min.	1.5 mm <sup>2</sup>	Wire connection cross-section, finely stranded with wire-end ferrules DIN 46228/4, max.	10 mm <sup>2</sup>
Wire connection cross-section, finely stranded with wire-end ferrules DIN 46228/4, min.	1.5 mm <sup>2</sup>	Wire connection cross-section, finely stranded, min.	1.5 mm <sup>2</sup>
Wire connection cross-section, solid core, max.	16 mm <sup>2</sup>	Wire connection cross-section, solid core, min.	1.5 mm <sup>2</sup>

**Dimensions**

TS 35 offset	39 mm
--------------	-------

**Rating data**

Rated cross-section	10 mm <sup>2</sup>	Rated voltage	1,000 V
Rated current	57 A	Current at maximum wires	72 A
Standards	IEC 60947-7-1	Volume resistance according to IEC 60947-7-x	0.56 mΩ
Rated impulse withstand voltage	8 kV	Pollution severity	3

**UL rating data**

Certificate No. (UR)	E60693	Conductor size Factory wiring max. (UR)	6 AWG
Conductor size Factory wiring min. (UR)	16 AWG	Conductor size Field wiring max. (UR)	6 AWG
Conductor size Field wiring min. (UR)	16 AWG	Current size C (UR)	60 A
Voltage size C (UR)	600 V		

**Classifications**

ETIM 3.0	EC000897	ETIM 4.0	EC000897
ETIM 5.0	EC000897	ETIM 6.0	EC000897
UNSPSC	30-21-18-11	eClass 5.1	27-14-11-20
eClass 6.2	27-14-11-20	eClass 7.1	27-14-11-20
eClass 8.1	27-14-11-20	eClass 9.0	27-14-11-20
eClass 9.1	27-14-11-20		

**Product information**

Descriptive text ordering data	1000 VDC rated voltage tested.
Descriptive text technical data	Cross-connection of ZDU 10 and ZDU 16 is possible using the ZQV 16-10. Cross-connection of ZDU 10 and ZDU 35 is possible using the ZQV 35-10.

**Data sheet**

**Z-series  
ZDU 10**

**Weidmüller Interface GmbH & Co. KG**  
 Klingenbergstraße 16  
 D-32758 Detmold  
 Germany  
 Fon: +49 5231 14-0  
 Fax: +49 5231 14-292083  
 www.weidmueller.com

**Technical data**

**Approvals**

Approvals



ROHS Conform

**Downloads**

Approval/Certificate/Document of Conformity	<a href="#">Attestation of Conformity</a> <a href="#">IECEX Certificate</a> <a href="#">ATEX Certificate</a> <a href="#">DE_PT1101_20160418_1155_ISSUE01.pdf</a>
Brochure/Catalogue	<a href="#">CAT 1 TERM 16/17 EN</a>
Engineering Data	<a href="#">EPLAN, WSCAD, Zuken E3.S</a>
Engineering Data	<a href="#">STEP</a>
User Documentation	<a href="#">Cross Connection Guide</a>

**Safety note**

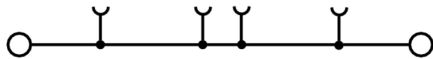
Safety notice	<a href="#">Safety Information</a>
---------------	------------------------------------

**Data sheet**

**Z-series**  
**ZDU 10**



**Weidmüller Interface GmbH & Co. KG**  
Klingenbergstraße 16  
D-32758 Detmold  
Germany  
Fon: +49 5231 14-0  
Fax: +49 5231 14-292083  
[www.weidmueller.com](http://www.weidmueller.com)

**Drawings**



## Looking for pricing, stock, or lifecycle information?

Click below to explore more details on WIN SOURCE:

-  [View 1746750000 on WIN SOURCE](#)
-  [Weidmuller Information](#)

## Optimize Your Supply Chain with WIN SOURCE Solutions

-  Global Sourcing Solution
-  Obsolete Management
-  Cost Control Management
-  Shortage Management
-  Alternative Solution
-  Excess Inventory Management