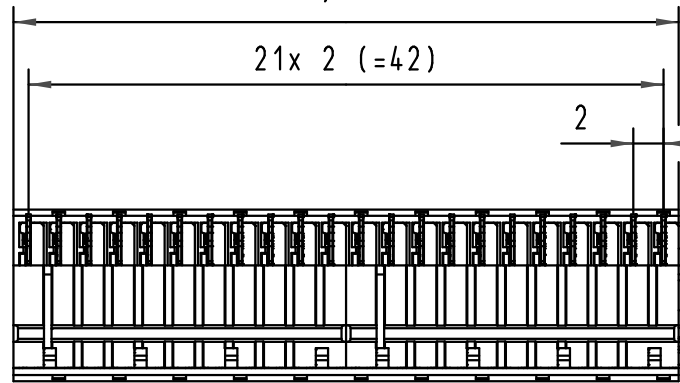
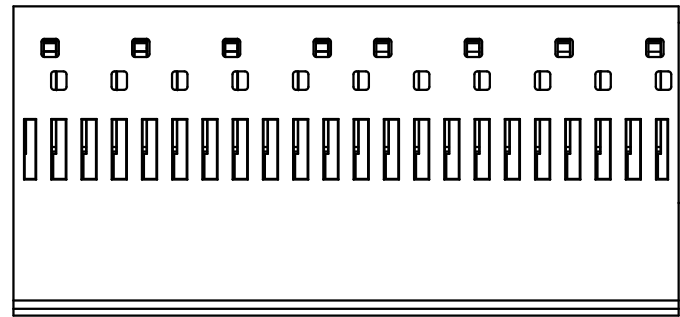
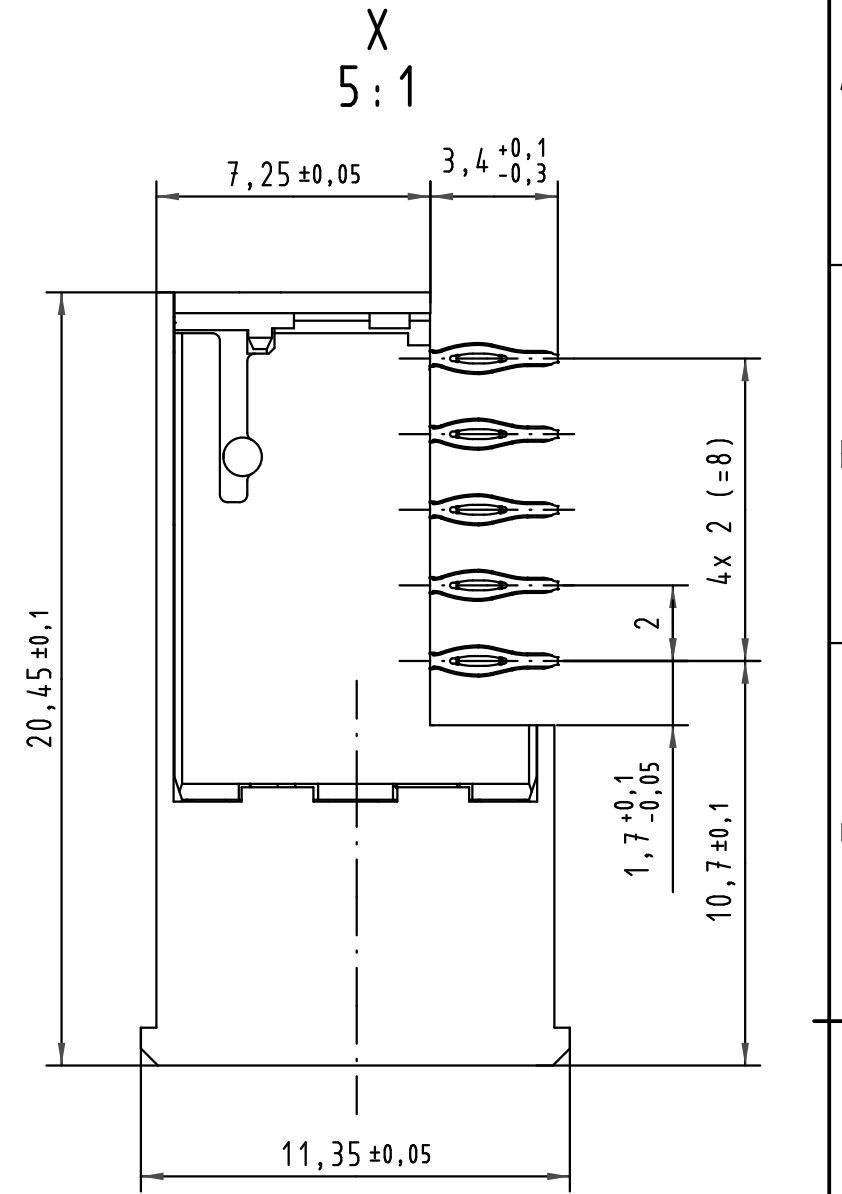
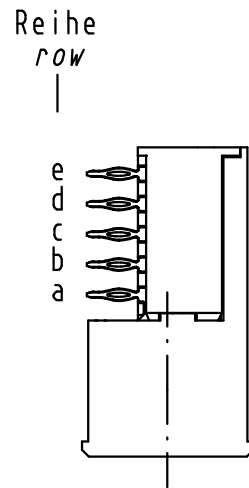
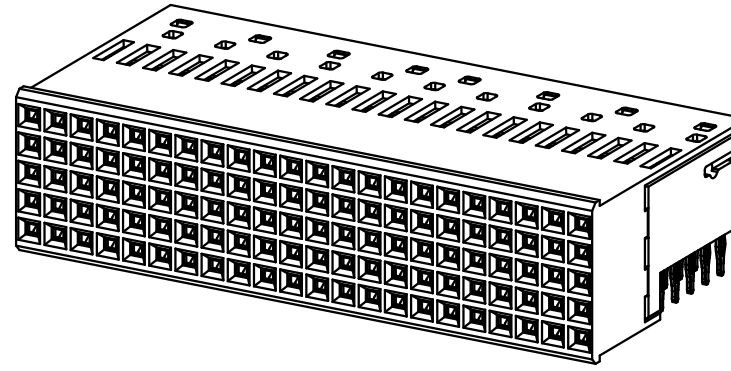
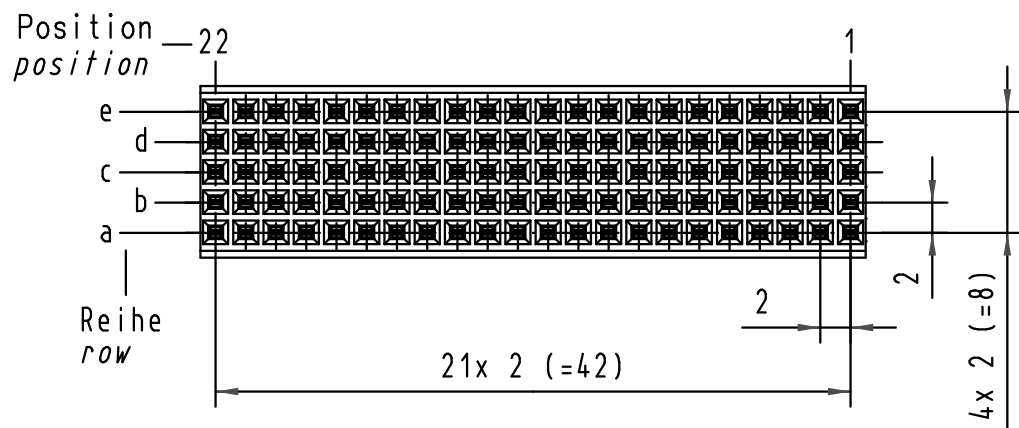




THE DATASHEET OF
17241102101

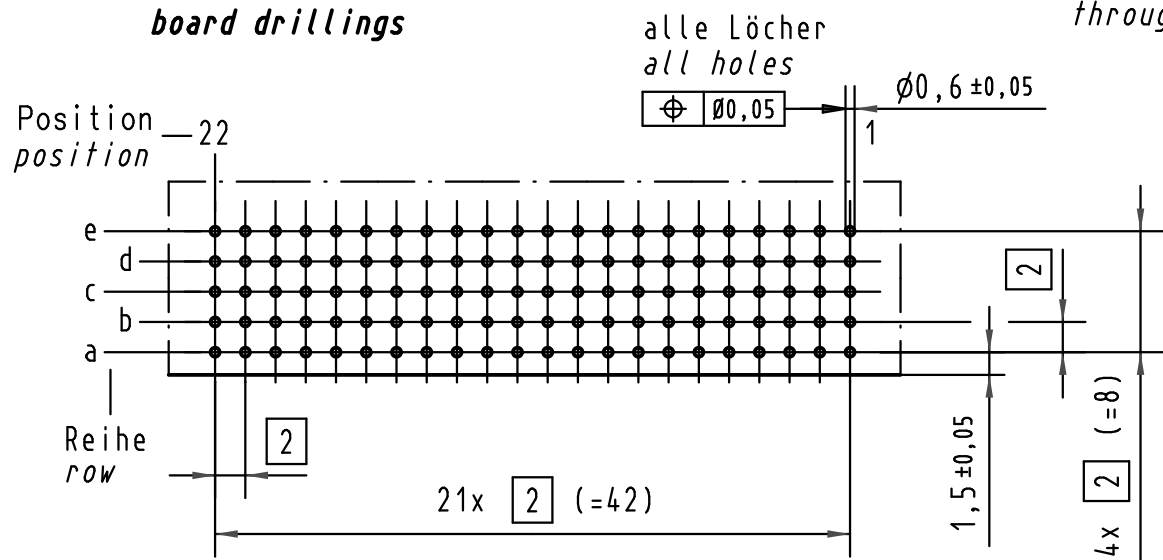


Alle Rechte vorbehalten/ All rights reserved



Bohrlochdurchmesser: $\phi 0,7 \pm 0,02$ mm
 Lochdurchmesser (mit Oberfläche): $\phi 0,6 \pm 0,05$ mm
 drill hole dia.: $\phi 0,7 \pm 0,02$ mm
 through hole dia. (after plating): $\phi 0,6 \pm 0,05$ mm

**Lochbild
 board drillings**



17 24 110 4101	—	min. 0,76 μ m (30 μ m) Au über/over min. 1,27 μ m (50 μ m) Ni
17 24 110 2101	2	Au über/over Ni
17 24 110 1101	1	Au über/over Ni
Bestell-Nr. part-no.	Anforderungsstufe nach IEC performance level acc. to IEC	Kontaktoberfläche contact plating

All Dimensions in mm Original Size DIN A 3		Techn. Character.			Nicht tolerierte Maßel/Free size tolerances IEC 61076-4-101		
34650	04.02.08	Hage.			2:1 (5:1)	har-bus HM Federleiste, Typ B22, 110 pol. har-bus HM female connector, type B22, 110 pol.	
30073	03.08.01	Wi	Detail.	30.10.97			Hm
26047	21.05.99	Hm	Insp.	30.10.97			Ko
25017	22.09.98	Hm	Stand.				
24594	10.08.98	Hm					
22833			HARTING Electronics GmbH & Co. KG D-32339 ESPELKAMP			TB 17 24 110 x101	
Mod.	Dat.	Name					Blatt/ page

Looking for pricing, stock, or lifecycle information?

Click below to explore more details on WIN SOURCE:

 [View 17241102101 on WIN SOURCE](#)

 [HARTING Information](#)

Optimize Your Supply Chain with WIN SOURCE Solutions

-  Global Sourcing Solution
-  Obsolete Management
-  Cost Control Management
-  Shortage Management
-  Alternative Solution
-  Excess Inventory Management