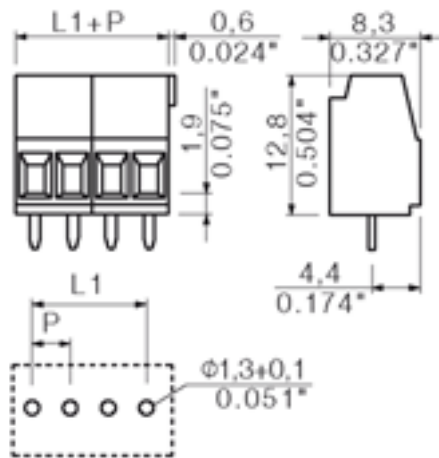




**THE DATASHEET OF
1667770000**





General ordering data

Order No.	1667770000
Part designation	LM3.5/3/90 3.2 OR
Version	PCB terminal, Clamping yoke connection, Soldered connection, Clamping range, max.: 2.08 mm ² , Pitch: 3.50 mm, No. of poles: 3, 90°, Box
EAN	4008190903763
Qty.	100 pc(s).

System parameters

Product family	System LM
Conductor connection system	Clamping yoke connection
Fitted to PCB	Soldered connection
Outgoing direction of conductor	90°
Pitch	3.5 mm
Pitch in inch	0.138 inch
No. of poles	3
Fitted by customer	yes
Max. adjacent poles per row	24
No. of rows	1
Solder pin length	3.2 mm
Dia. of fitting hole	1.3 mm
Fitting hole tolerance	+ 0.1 mm
No. of solder pins per pole	1

System parameters

Screwdriver blade	0.4 x 2.5
Screwdriver blade standard	DIN 5264
Tightening torque, min.	0.2
Tightening torque, max.	0.25 Nm
Clamping screw	M 2
Stripping length	5 mm
L1 in mm	7 mm
L1 in inch	0.276 inch
Electric shock protection to DIN VDE 0470	IP 20
Electric shock protection to DIN VDE 0470	Safe from finger touch

Material data

Insulating material	PA
Colour	orange
colour chart	Similar to RAL 2000
Insulating material group	I
Flammability class UL 94	V-2
CTI	>= 600
Temperature of glow-wire test	750 °C
Duration of glow-wire test	30 S
Contact base material	Copper alloy
Contact surface	tinned
Storage temperature, min.	-20 °C
Storage temperature, max.	55 °C

Connectable conductors

Clamping range, min.	0.08 mm ²
Clamping range, max.	2.08 mm ²
AWG, min.	28
AWG, max.	14
O.D. of conductor insulation, max.	2.9 mm
Solid, min. H05(07) V-U	0.5 mm ²
Solid, max. H05(07) V-U	1.5 mm ²
Flexible, min. H05(07) V-K	0.5 mm ²
Flexible, max. H05(07) V-K	1.5 mm ²
w. plastic collar ferrule, DIN 46228 pt 4, min.	0.5 mm ²
w. plastic collar ferrule, DIN 46228 pt 4, max.	0.75 mm ²
Gauge to EN 60999 a x b; ø	2.4 mm x 1.5 mm;

DIN IEC rating data

Rated current, min. No. pins (Tu=20°C)	16 A
Rated current, max. No. pins (Tu=20°C)	12 A
Rated current, min. No. pins (Tu=40°C)	14 A
Rated current, max. No. pins (Tu=40°C)	10 A
Rated voltage for overvoltage class/pollution severity II/2	320 V
Rated voltage for overvoltage class/pollution severity III/2	160 V
Rated voltage for overvoltage class/pollution severity III/3	160 V

DIN IEC rating data

Rated impulse withstand voltage for overvoltage class/pollution severity II/2	2.5 kV
Rated impulse withstand voltage for overvoltage class/pollution severity III/2	2.5 kV
Rated impulse withstand voltage for overvoltage class/pollution severity III/3	2.5 kV
Short-time withstand current resistance	3 x 1s with 72 A

CSA rating data

Rated voltage (Use group D)	300 V
Rated current (Use group D)	10 A
AWG conductor (field wiring), min.	28
AWG conductor (field wiring), max.	14

UL 1059 rating data

Rated voltage (Use group D)	300 V
Rated current (Use group D)	10 A
AWG conductor, min.	28
AWG conductor, max.	14

Approvals

Approvals institutes

**Classifications**

eClass 4.1	NK
eClass 5.0	NK
eClass 5.1	NK



Similar products

Order No.	Part designation	Version
1667750000	LM3.5/2/90 3.2 OR	PCB terminal, Clamping yoke connection, Soldered connection, Clamping range, max.: 2.08 mm ² , Pitch: 3.50 mm, No. of poles: 2, 90°, Box
1845040000	LM3.5/4/90 3.2 OR	PCB terminal, Clamping yoke connection, Soldered connection, Clamping range, max.: 2.08 mm ² , Pitch: 3.50 mm, No. of poles: 4, 90°, Box
1720250000	LM3.5/5/90 3.2 OR	PCB terminal, Clamping yoke connection, Soldered connection, Clamping range, max.: 2.08 mm ² , Pitch: 3.50 mm, No. of poles: 5, 90°, Box
1845050000	LM3.5/6/90 3.2 OR	PCB terminal, Clamping yoke connection, Soldered connection, Clamping range, max.: 2.08 mm ² , Pitch: 3.50 mm, No. of poles: 6, 90°, Box

1845060000	LM3.5/7/90 3.2 OR	PCB terminal, Clamping yoke connection, Soldered connection, Clamping range, max.: 2.08 mm ² , Pitch: 3.50 mm, No. of poles: 7, 90°, Box
1845070000	LM3.5/8/90 3.2 OR	PCB terminal, Clamping yoke connection, Soldered connection, Clamping range, max.: 2.08 mm ² , Pitch: 3.50 mm, No. of poles: 8, 90°, Box
1845080000	LM3.5/9/90 3.2 OR	PCB terminal, Clamping yoke connection, Soldered connection, Clamping range, max.: 2.08 mm ² , Pitch: 3.50 mm, No. of poles: 9, 90°, Box
1845090000	LM3.5/10/90 3.2 OR	PCB terminal, Clamping yoke connection, Soldered connection, Clamping range, max.: 2.08 mm ² , Pitch: 3.50 mm, No. of poles: 10, 90°, Box
1845100000	LM3.5/11/90 3.2 OR	PCB terminal, Clamping yoke connection, Soldered connection, Clamping range, max.: 2.08 mm ² , Pitch: 3.50 mm, No. of poles: 11, 90°, Box
1845110000	LM3.5/12/90 3.2 OR	PCB terminal, Clamping yoke connection, Soldered connection, Clamping range, max.: 2.08 mm ² , Pitch: 3.50 mm, No. of poles: 12, 90°, Box

Looking for pricing, stock, or lifecycle information?

Click below to explore more details on WIN SOURCE:

-  [View 1667770000 on WIN SOURCE](#)
-  [Weidmuller Information](#)

Optimize Your Supply Chain with WIN SOURCE Solutions

-  Global Sourcing Solution
-  Obsolete Management
-  Cost Control Management
-  Shortage Management
-  Alternative Solution
-  Excess Inventory Management