

AC Power Transducer

DIN RAIL / PANEL MOUNT, ACTIVE / REACTIVE



CR Magnetics has a wide selection of Current and Potential Transformers to extend the range of any part.

The **CR6200** Series, Power Transducers and Transmitters are designed to provide a controlled output that is proportional to the average power. These devices are specifically targeted to provide an efficient solution to most power sensing needs. Units are designed for operation in systems with sinusoidal voltage and current wave forms.

Applications

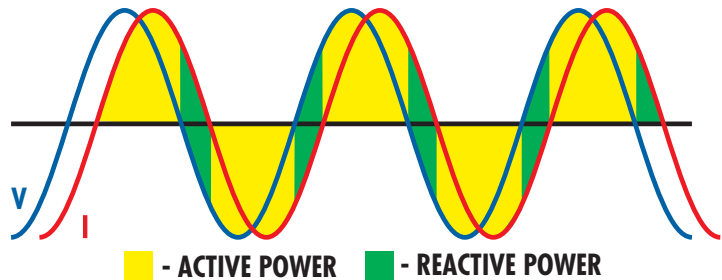
- Energy Management
- Motor Efficiency
- Multi-point power sensing
- Remote power sensing over long distances

Features

- 35mm DIN Rail or Panel Mount
- Ranges available for any power sensing need
- Active and Reactive power sensing
- 0 - 5 VDC and 4 - 20 mADC outputs
- Connection diagram printed on case

Regulatory Agencies

- Recognized to meet UL 61010B-1
- Constructed to meet CAN/CSA-C22.2, No. 61010-1-2004
- Meets requirement of IEC 61010-1 and BS EN 61010-1




POWER TRANSDUCERS CAN BE ORDERED TO MEASURE ACTIVE OR REACTIVE POWER

AC Power Transducer

DIN RAIL / PANEL MOUNT, ACTIVE / REACTIVE

Add suffix for input range

| PART NUMBERS | | | | |
|--------------|---|---|---|---|
| CR6210 | - | - | - | 1 Phase, Active Power with 0 - 5 VDC Output |
| CR6211 | - | - | - | 1 Phase, Reactive Power with 0 - 5 VDC Output |
| CR6220 | - | - | - | 1 Phase, Active Power with 4 - 20 mADC Output |
| CR6221 | - | - | - | 1 Phase, Reactive Power with 4 - 20 mADC Output |
| CR6230 | - | - | - | 2-Phase, 3-Wire, Active Power with 0 - 5 VDC Output |
| CR6231 | - | - | - | 2-Phase, 3-Wire, Reactive Power with 0 - 5 VDC Output |
| CR6240 | - | - | - | 2-Phase, 3-Wire, Active Power with 4 - 20 mADC Output |
| CR6241 | - | - | - | 2-Phase, 3-Wire, Reactive Power with 4 - 20 mADC Output |
| CR6250 | - | - | - | 3-Phase, 4-Wire, Active Power with 0 - 5 VDC Output |
| CR6251 | - | - | - | 3-Phase, 4-Wire, Reactive Power with 0 - 5 VDC Output |
| CR6260 | - | - | - | 3-Phase, 4-Wire, Active Power with 4 - 20 mADC Output |
| CR6261 | - | - | - | 3-Phase, 4-Wire, Reactive Power with 4 - 20 mADC Output |

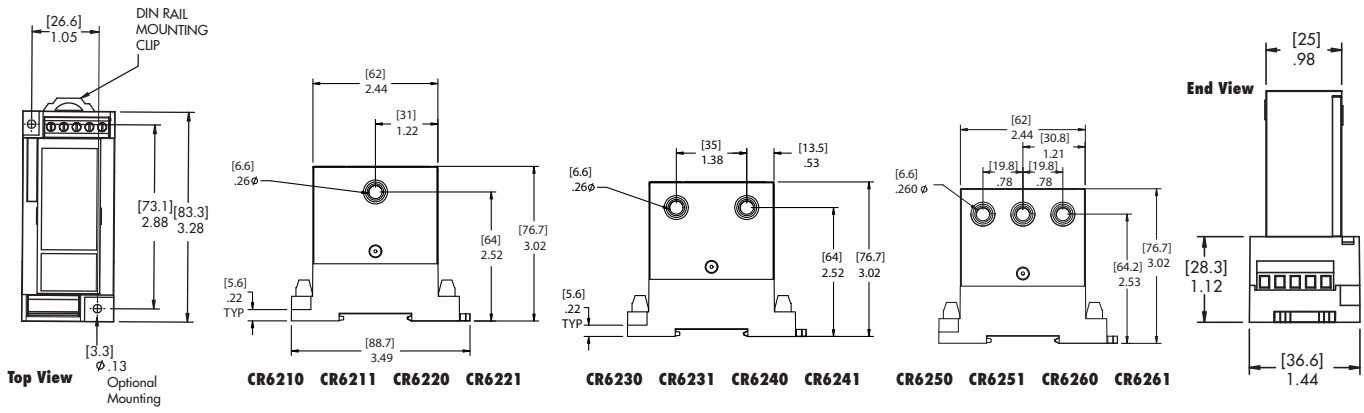


CR Magnetics has a wide selection of current and potential transformers to extend the range of any part.

SPECIFICATIONS

| | | | |
|-----------------------------|--|-----------------------|---------------------------|
| Basic Accuracy:..... | 0.5% | Cleaning:..... | Water-dampened cloth |
| Linearity:..... | 10% to 100% FS | Relative Humidity:... | 5% to 95%, Non-Condensing |
| Thermal Drift:..... | 500 PPM/°C | Supply Current: | |
| Operating Temperature:..... | 0°C to +60°C | CR6210:..... | Typical 35mA Max 45mA |
| Installation Category:..... | CAT II | CR6220:..... | Typical 75mA Max 110mA |
| Vibration Tested To:..... | IEC 60068-2-6,1995 | CR6230:..... | Typical 50mA Max 70mA |
| Pollution Degree:..... | 2 | CR6240:..... | Typical 75mA Max 110mA |
| Response Time:..... | 250 ms max. 0-90% FS | CR6250:..... | Typical 50mA Max 70mA |
| Supply Voltage:..... | 24 VDC +/- 10% | CR6260:..... | Typical 75mA Max 120mA |
| MTBF:..... | Greater than 100 K hours | Torque Specs:..... | 3.0 inch lbs. (0.4Nm) |
| Frequency Range:..... | 50 Hz - 400 Hz, sine wave | Weight:..... | 0.5 lbs. |
| Insulation Voltage:..... | 2500 VDC | | |
| Altitude:..... | 2000 meter max. Output | | |
| Load:..... | 4-20 mADC -0 to 500 Ω 0-5 VDC - 2K Ω or Greater | | |

Transducers



OUTLINE DRAWING

NOTE: The building installation must have a switch or circuit-breaker that is in close proximity and within easy reach of the operator. The switch or circuit breaker shall be marked as the disconnecting device for the equipment.



3500 Scarlet Oak Blvd. St. Louis MO USA 63122 V: 636-343-8518 F: 636-343-5119

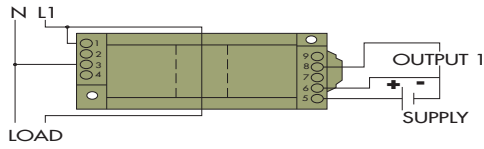
Web: <http://www.crmagnetics.com>

53

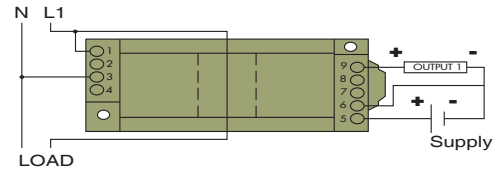
E-mail: sales@crmagnetics.com

AC Power Transducer

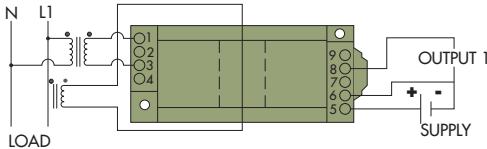
DIN RAIL / PANEL MOUNT, AVERAGE SENSING



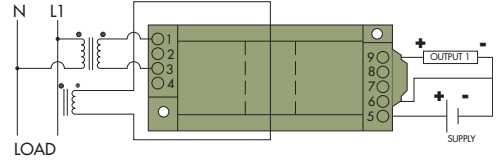
CR6210 CR6211
Single element, 0 - 5 VDC Output



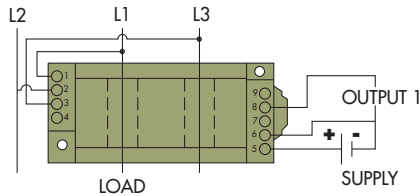
CR6220 CR6221
Single element, 4 - 20 mADC Output



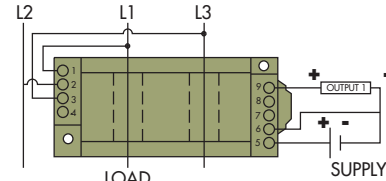
CR6210 CR6211
Single element, 0 - 5 VDC Output with external voltage transformers



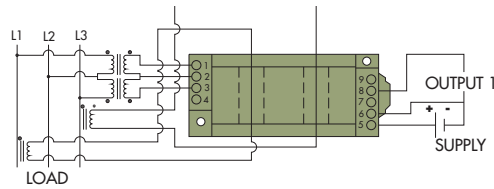
CR6220 CR6221
Single element, 4 - 20 mADC Output with external voltage transformers



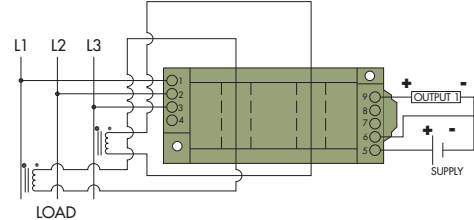
CR6230 CR6231
2 element - 3 Wire, 0 - 5 VDC Output



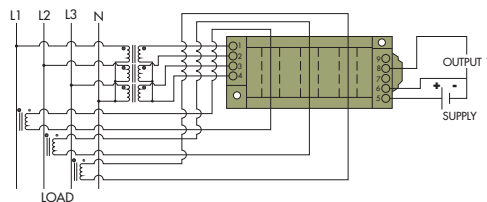
CR6240 CR6241
2 element - 3 Wire, 4 - 20 mADC output



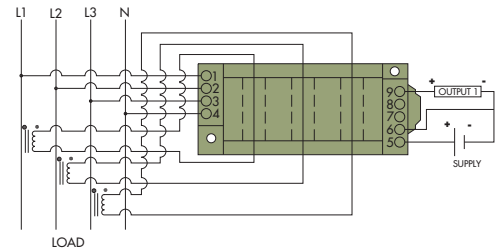
CR6230 CR6231
2 element - 3 Wire, 0 - 5 VDC Output shown with external voltage and current transformers



CR6240 CR6241
2 element - 3 Wire, 4 - 20 mADC Output shown with external current transformer



CR6250 CR6251
3 element - 4 Wire, 0 - 5 VDC Output shown with external voltage and current transformers



CR6260 CR6261
3 element - 4 Wire, 4 - 20 mADC Output shown with external current transformers

CONNECTION DIAGRAMS

Looking for pricing, stock, or lifecycle information?

Click below to explore more details on WIN SOURCE:

 [View CR6250-500-5 on WIN SOURCE](#)

 [CR Magnetics Inc. Information](#)

Optimize Your Supply Chain with WIN SOURCE Solutions

-  Global Sourcing Solution
-  Obsolete Management
-  Cost Control Management
-  Shortage Management
-  Alternative Solution
-  Excess Inventory Management