



**THE DATASHEET OF
CR5395-EL-ACV-101-X-CD-ELR-R1**



Direct Current Sensing Relay

CR5395 Series



OUTPUT OPTIONS

The Relay is available with three different output configurations, electromechanical relay, optoisolated NPN transistor or ZeroCrossing optoisolated triac. Specify desired selection in part number.

RELAY (-ELR)

Arrangement: 1 Form C (SPDT)
 Contact Material: Silver-cadmium oxide
 Terminals: 3^{1/4}" Male QC
 Mechanical Life: 10 million operations, typ. @ rated load
 Electrical Life: 100,000 operations, typ. @ rated load
 Initial Contact Resistance: 50 milliohms max. @ 500 mA, 12 VDC
 Contact Rating: UL508/873 & CSA

DC SWITCHING (-NPN)

V_{ce} (full off): 30 VDC max.
 I_{sink} (full on): 120 mADC max. @ rated full-on
 V_{ce} (full on): 1.5 VDC @ 120 mADC I_{sink}
 Off state leakage current: 5 μ a @ 30 VDC (typical)
 Terminals: 2^{1/4}" Male QC

AC SWITCHING (-TRC)

Off state voltage: 240 VAC RMS max.
 Minimum switch voltage: 24 VAC RMS
 On state current: 500 mA RMS max. continuous
 Switching mode: Zero Crossing
 Off state leakage: 60 μ a @ 240 VAC max.
 Terminals: 2 @ 1/4" Male QC

The **CR5395** Series, Direct Current Sensing Relay provides a precision and cost effective method for monitoring Direct Current. Magnetic Modulator Technology is utilized for the current sensing to provide a stable and highly repeatable current trip. The current-carrying wire is routed through the opening extending through the top of the case. When current reaches the level set by the trip point adjustment, the relay trips and starts the adjustable timer. After the timer cycles the electromechanical relay energizes.

Applications

DC motor drives
 Battery Chargers
 Power Supply Management
 Uninterruptible Power Systems
 Motor Application

Features

Variable Trip Point and Time Delay
 Bi-polar
 Monitors Currents from 1.0 ADC to 100 ADC
 Electrical Isolation Between Circuits
 Output Relay Rated up to 20 Amps
 LED Trip Status Indicator
 Dead Band Prevents Relay Chatter
 Calibrated Dial
 External Current Transformers Available

Specifications

Mounting:
 3/16" dia. clearance holes on 1^{15/16}" by 2^{15/16}" centers
 Environmental:
 Operating Temperature: -30° C to +70° C
 Storage Temperature: -55° C to +85°
 0-95% RH, Non-condensing
 Input Supply Power:
 Typical 80mA Max 100mA
 Sensed Current: Max. Continuous: 200% Full Scale
 Altitude: 2000 meters max.
 (Contact factory for High Altitude applications)
 Weight 0.5 LBS.

Regulatory Agencies



VOLTAGE	LOAD TYPE	N.O. CONTACT	N.C. CONTACT
240 VAC	Resistive	20A	10A
240 VAC	Motor	2HP	1/2 HP
125 VAC	Motor	1HP	1/4 HP
28 VDC	Resistive	20A	10A



3500 Scarlet Oak Blvd. St. Louis MO USA 63122 V: 636-343-8518 F: 636-343-5119

Web: <http://www.crmagnetics.com>

64

E-mail: sales@crmagnetics.com



Direct Current Sensing Relay

CR5395 Series

OUTLINE DRAWING



Top view of Current Sensing Relay



Shown with Remote Current Transformer Option (-R)

CRDCS	A	B	C	D
-100	2.88	1.60	12	0.79
	73.16	40.58	304.8	20.07
-200	3.25	1.75	12	0.82
	82.55	44.45	304.8	20.83



Remote Current Transformers CRDCS - Series

PART NUMBER

CR5395

SUPPLY VOLTAGE

ACV - 85 to 265 VAC/VDC
24D - 24 VDC

All supply voltage tolerances are $\pm 10\%$

TRIP RANGE

110 - 1.0 to 10 ADC
330 - 3.0 to 30 ADC
660 - 6.0 to 60 ADC
101 - 10 to 100 ADC

The trip ranges shown are for one wire pass through the window opening. The trip range may be proportionally lowered with additional wire passes through the window.


TRIP ON DELAY

A - .5 to 6 Sec.
B - 2 to 25 Sec.
C - .1 to 1 Sec.
X - none

Time-on delay is the time from when the relay trips to when the output energizes. The ranges are guaranteed minimum, actual range may be slightly greater.

TRIP POINT DIAL

CD - Calibrated Dial
FP - Fixed Trip Point
 (Specify value of fixed trippoint with order)

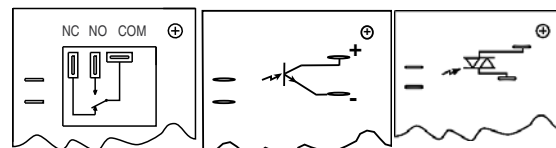


No adjustment dial provided with the fixed set point option

- CD - FP

I - INTERNAL TRANSFORMER
R1 - REMOTE TRANSFORMER w/ CRDCS-100 (1.60" window diameter)
R2 - REMOTE TRANSFORMER w/ CRDCS-200 (1.75" window diameter)

OUTPUT OPTIONS



ELR
Electromechanical Relay

NPN
Optoisolated NPN Transistor

TRC
Optoisolated Triac, Zero Crossing



Example Part Numbers:

CR5395-EH-ACV-110-CD-ELR-I (Relay with CT on board)

CR5395-EL-24D-330-CD-NPN-R1 (Relay with external CRDCS-100)

Looking for pricing, stock, or lifecycle information?

Click below to explore more details on WIN SOURCE:

-  [View CR5395-EL-ACV-101-X-CD-ELR-R1 on WIN SOURCE](#)
-  [CR Magnetics Inc. Information](#)

Optimize Your Supply Chain with WIN SOURCE Solutions

-  Global Sourcing Solution
-  Obsolete Management
-  Cost Control Management
-  Shortage Management
-  Alternative Solution
-  Excess Inventory Management