



**THE DATASHEET OF  
ECS-120-8-33B-CHN-TR**



The miniature ECS-33B is a compact SMD Crystal that offers low aging of  $\pm 1$  ppm first year. The industry standard 3.2 x 2.5 x 0.8 mm ceramic package is ideal for today's wireless applications.

[Request a Sample](#)

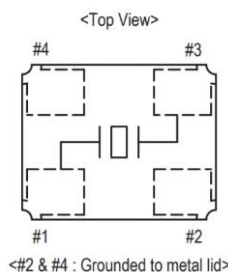
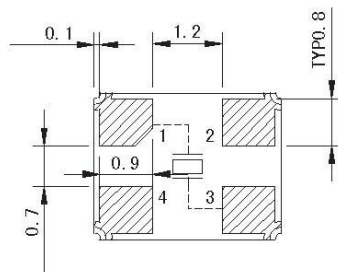
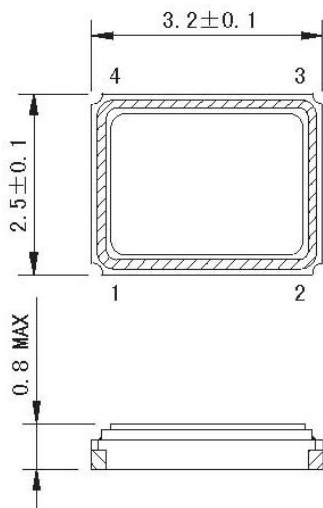


- IOT/Wearable applications
- SmartHome Sensors
- BTLE, Wi-Fi wireless
- Low Aging

## OPERATING CONDITIONS / ELECTRICAL CHARACTERISTICS

PARAMETERS	CONDITIONS	ECS-33B			UNITS
		MIN	TYP	MAX	
Frequency		10.000		54.000	MHz
Mode of Oscillation	Fundamental				
Frequency Tolerance* (C)	@ +25°C			$\pm 10$	ppm
Frequency Stability* (WN)	-40 ~ +85°C			$\pm 15$	ppm
Shunt Capacitance	Co			3	pF
Load Capacitance	Specify in P/N		8		pF
Drive Level	DL			200	$\mu$ W
Operating Temperature*	T <sub>opr</sub>	-40		+85	°C
Storage Temperature	T <sub>stg</sub>	-40		+125	°C
Aging (First Year)	@ +25°C $\pm 3$ °C			$\pm 1$	ppm

## DIMENSIONS (mm)



Pad Connections	
1	In/Out
2	Gnd
3	Out/In
4	Gnd

Frequency (MHz)	ESR $\Omega$ Max.
10.000 ~ 15.999	100
16.000 ~ 20.999	60
21.000 ~ 54.000	40

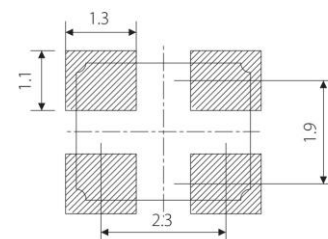


Figure 1) Top, Side, and Bottom

Crystal is symmetrical, pad 1 & 3 are interchangeable. Chamfer on the bottom pad has no electrical significance.

Figure 2) Suggested land

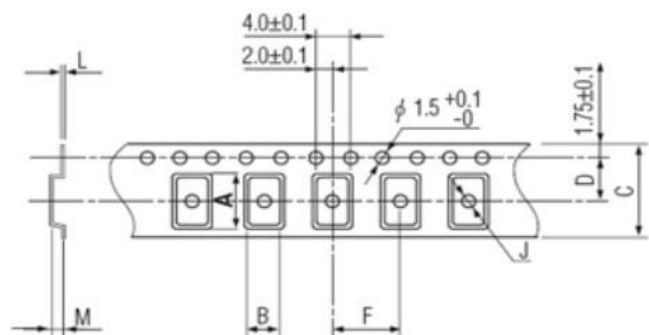
## PART NUMBERING GUIDE: Example ECS-160-9-33B-CWN-TR

ECS - FREQUENCY ABBREVIATION	LOAD CAPACITANCE	PACKAGE	AVAILABLE OPTIONS		PACKAGING	
			Tolerance	Stability		
ECS	160 = 16.000 MHz See P/N Guide	-33B = ECS-33B	A = $\pm 25$ ppm J = $\pm 20$ ppm R = $\pm 15$ ppm C = $\pm 10$ ppm 7 = $\pm 7$ ppm	D = $\pm 100$ ppm E = $\pm 50$ ppm G = $\pm 30$ ppm H = $\pm 25$ ppm T = $\pm 20$ ppm † W = $\pm 15$ ppm † K = $\pm 10$ ppm †	L = -10 ~ +70°C M = -20 ~ +70°C Y = -30 ~ +85°C N = -40 ~ +85°C P = -40 ~ +105°C S = -40 ~ +125°C	TR = 1K TR3 = 3K Qty/Reel

\* Specify available options in P/N.

† Contact ECS for availability over extended temp range.

**POCKET TAPE DIMENSIONS (mm)**



A	B	C	D	F	J	L	M	Reel Dia.
3.5	2.8	8.0	3.5	4.0	1.1	0.25	1.0	180

SOLDER PROFILE	
Peak solder Temp +260°C Max 10 sec Max.	
2 Cycles Max.	
MSL 1, Lead Finish Au	

DEVELOPED FREQUENCIES	
Abbreviation	Frequency (MHZ)
120	12.000
135.6	13.560
160	16.000
192	19.200
200	20.000
240	24.000
245.7	24.576
250	25.000
260	26.000
270	27.000
271.2	27.120
300	30.000
320	32.000
360	36.000
384	38.400
400	40.000
480	48.000
500	50.000
520	52.000
540	54.000

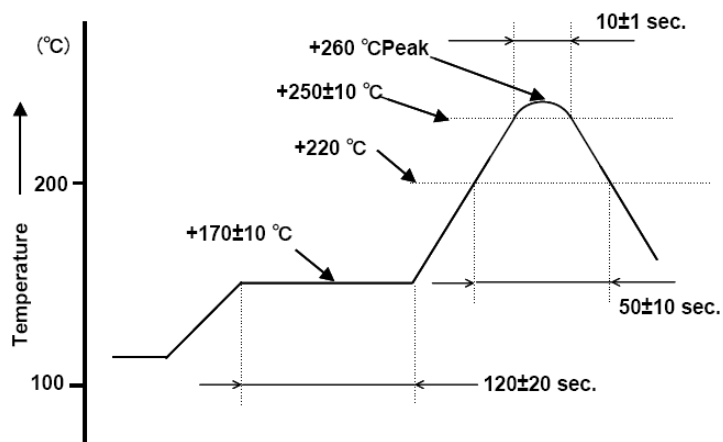


Figure 1) Suggested Reflow Profile

## Looking for pricing, stock, or lifecycle information?

Click below to explore more details on WIN SOURCE:

 [View ECS-120-8-33B-CHN-TR on WIN SOURCE](#)

 [ECS Inc. Information](#)

## Optimize Your Supply Chain with WIN SOURCE Solutions

-  Global Sourcing Solution
-  Obsolete Management
-  Cost Control Management
-  Shortage Management
-  Alternative Solution
-  Excess Inventory Management