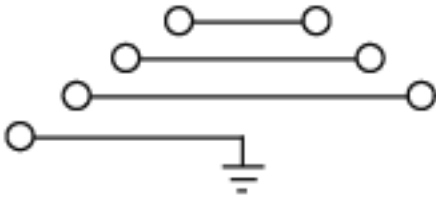




**THE DATASHEET OF
1615270000**



**General ordering data**

Order No.	1615270000
Part designation	MAK 2.5
Version	Feed-through terminal, 2.5 mm ² , Screw connection, PA 66, beige, TS 35
EAN	4008190193867
Qty.	50 pc(s).

Product notes

Note, technical data	With twin ferrules ZH 0.5 to ZH 1.5, rated voltage is 690 V.
Note, accessories	VQB 1.5/50, see chapter "Accessories"

Additional technical data

Colour of insulating material	beige
Connection direction	on side
End plate required	Yes
Explosion-tested version "Ex e"	No
Installation advice	TS 35
Insulating material	PA 66
Levels cross-connected internally	No
No. of identical terminals	1
No. of levels	4
Open sides	right
Operating temperature range	- 50 °C, + 100 °C
Type of connection	Screwed
Type of mounting	Snap-on
UL 94 flammability rating of insulation material	V2
Version	Feed-through terminal

CSA rating data

Voltage (CSA)	300 V
CSA current	10 A
Min. cross-section (CSA)	AWG 26
Max. cross-section (CSA)	AWG 12

Conductors for clamping (additional connection)

Flexible with ferrule, min. (DIN 46228 pt 1)	0.5 mm ²
Flexible with ferrule, max. (DIN 46228 pt 1)	2.5 mm ²

Conductors for clamping (rated connection)

Clamping range, min.	0.13 mm ²
Clamping range, max.	4 mm ²
Type of connection	Screw connection

Conductors for clamping (rated connection)

2nd type of connection	screwed
Connection direction	on side
No. of connections	6
Stripping length	8 mm
Clamping screw	M 2.5
Blade size	0.6 x 3.5 mm
Tightening torque range	0.4...0.6 Nm
Torque level with DMS electric screwdriver	1
Gauge to IEC 60947-1	A3
Solid, min.	0.5 mm ²
Solid, max.	4 mm ²
Stranded, min.	0.5 mm ²
Stranded, max.	4 mm ²
Flexible, min.	0.5 mm ²
Flexible, max.	4 mm ²
Flexible with ferrule, min. (DIN 46228/1)	0.5 mm ²
Flexible with ferrule, max. (DIN 46228/1)	2.5 mm ²
Flexible, min., ferrule with plastic collar (DIN 46228 pt 4)	0.5 mm ²
Flexible, max., ferrule with plastic collar (DIN 46228 pt 4)	2.5 mm ²
Twin wire-end ferrule, min.	0.5 mm ²
Twin wire end ferrule, max.	1.5 mm ²
AWG conductor size, min.	AWG 26
AWG conductor size, max.	AWG 12
AWG conductor size, min.	0.13 mm ²
AWG conductor size, max.	3.31 mm ²

Dimensions

Width	6.2 mm
Height of lowest version	64 mm
Length	88 mm
TS 35 offset	36.4 mm

Disconnect terminals

Torque level with DMS electric screwdriver	1
--	---

UL rating data

Voltage (UL)	300 V
Current (UL)	10 A
Min. cross-section (UL)	AWG 26
Max. cross-section (UL)	AWG 12

Approvals

Approvals institutes



Downloads

STEP 1615270000_21534_MAK_2.5_STP.stp

Classifications



ETIM 2.0	EC000897
ETIM 3.0	EC000897
eClass 4.1	27-14-11-20
eClass 5.0	27-14-11-20
eClass 5.1	27-14-11-20

Similar products

Order No.	Part designation	Version
7917030000	MAK 2.5 DB	Feed-through terminal, 2.5 mm ² , Screw connection, Wemid, dark beige, TS 35

Looking for pricing, stock, or lifecycle information?

Click below to explore more details on WIN SOURCE:

-  [View 1615270000 on WIN SOURCE](#)
-  [Weidmuller Information](#)

Optimize Your Supply Chain with WIN SOURCE Solutions

-  Global Sourcing Solution
-  Obsolete Management
-  Cost Control Management
-  Shortage Management
-  Alternative Solution
-  Excess Inventory Management