




**THE DATASHEET OF
1880430000**



W-Series
WSI 4/2

Weidmüller Interface GmbH & Co. KG
Klingenbergstraße 16
D-32758 Detmold
Germany
Fon: +49 5231 14-0
Fax: +49 5231 14-292083
www.weidmueller.com

Product image**Klippon® Connect with clamping yoke Technology**

The high reliability and variety of designs of the terminal blocks with clamping yoke connections make planning easier and optimises operational safety. Klippon® Connect provides a proven response to a range of different requirements.

General ordering data

Type	WSI 4/2
Order No.	1880430000
Version	W-Series, Fuse terminal, Rated cross-section: 4 mm ² , Screw connection
GTIN (EAN)	4032248541928
Qty.	25 pc(s).

W-Series
WSI 4/2

Weidmüller Interface GmbH & Co. KG
 Klingenbergstraße 16
 D-32758 Detmold
 Germany
 Fon: +49 5231 14-0
 Fax: +49 5231 14-292083
 www.weidmueller.com

Technical data**Dimensions and weights**

Width	9.1 mm	Width (inches)	0.358 inch
Height	81.6 mm	Height (inches)	3.213 inch
Depth	53.5 mm	Depth (inches)	2.106 inch
Depth including DIN rail	46 mm	Net weight	21.76 g

Temperatures

Continuous operating temp., min.	-50 °C	Continuous operating temp., max.	120 °C
----------------------------------	--------	----------------------------------	--------

Material data

Material	Wemid	Colour	Black
UL 94 flammability rating	V-0		

System specifications

Version	Screw connection, Fuse isolator, One end without connector	Tightening torque (clamping screw for copper conductors)	0.5...0.8 Nm
End cover plate required	Yes	Number of potentials	1
Number of levels	1	No. of clamping points per level	2
Number of potentials per tier	1	Levels cross-connected internally	No
PE connection	No	Mounting rail	TS 35, TS 32
N-function	No	PE function	No
PEN function	No		

2 clampable conductors (H05V/H07V) with equal cross-section (rated connection)

Wire connection cross section, finely stranded, two clampable wires, min.	0.5 mm ²	Wire cross-section, finely stranded, two clampable wires, max.	1.5 mm ²
Wire connection cross section, finely stranded with wire-end ferrules DIN 46228/1, 2 clampable wires, min.	0.5 mm ²	Wire connection cross section, finely stranded with wire-end ferrules DIN 46228/1, 2 clampable wires, max.	1.5 mm ²

Additional technical data

Number of similar terminals	1	Open sides	right
Type of mounting	Snap-on		

CSA rating data

Certificate No. (CSA)	200039-1575489	Current size C (CSA)	15 A
Voltage size C (CSA)	300 V	Wire cross section max. (CSA)	10 AWG
Wire cross section min. (CSA)	30 AWG		

W-Series WSI 4/2

Weidmüller Interface GmbH & Co. KG
 Klingenbergstraße 16
 D-32758 Detmold
 Germany
 Fon: +49 5231 14-0
 Fax: +49 5231 14-292083
 www.weidmueller.com

Technical data

Conductors for clamping (rated connection)

Blade size	0.6 x 3.5 mm	Clamping range, max.	6 mm ²
Clamping range, min.	0.5 mm ²	Clamping screw	M 3
Connection cross-section, stranded, max.	6 mm ²	Connection cross-section, stranded, min.	1.5 mm ²
Connection direction	on side	Gauge to IEC 60947-1	A3
Number of connections	2	Stripping length	10 mm
Tightening torque, max.	0.8 Nm	Tightening torque, min.	0.5 Nm
Torque level with DMS electric screwdriver	2	Type of connection	Screw connection
Wire connection cross section AWG, max.	AWG 10	Wire connection cross section AWG, min.	AWG 22
Wire connection cross section, finely stranded, max.	6 mm ²	Wire connection cross-section, finely stranded with wire-end ferrules DIN 46228/1, max.	4 mm ²
Wire connection cross-section, finely stranded with wire-end ferrules DIN 46228/1, min.	0.5 mm ²	Wire connection cross-section, finely stranded, min.	0.5 mm ²
Wire connection cross-section, solid core, max.	6 mm ²	Wire connection cross-section, solid core, min.	0.5 mm ²

Dimensions

TS 15 offset	32 mm	TS 32 offset	38 mm
TS 35 offset	38 mm		

Display element

Operating voltage for display, max.	500 V
-------------------------------------	-------

Fuse terminals

Cartridge fuse	6.3 x 32 mm (1/4 x 1 1/4")	Display	Without LED
Fuse holder (cartridge holder)	Pivoting	Operating voltage, max.	250 V
Permitted power loss for fuse with semiconductor protection		Power loss for overload and short-circuit protection for a composite arrangement	1.6 W at 1.0 A @ 41°C
Power loss for short-circuit protection only for a composite arrangement	2.5 W at 2.5 A @ 68°C	Power loss for short-circuit protection only for an individual arrangement	4.0 W at 10 A @ 55°C
Power loss, 1-pole ; 2-pole ; 3-pole			

Rating data

Rated cross-section	4 mm ²	Rated voltage	250 V
Rated voltage to adjoining terminal	500 V	Rated current	6.3 A
Current at maximum wires	6.3 A	Standards	IEC 60947-7-3
Volume resistance according to IEC 60947-7-x	1 mΩ	Rated impulse withstand voltage	6 kV
Pollution severity	3		

Data sheet

**W-Series
WSI 4/2**

Weidmüller Interface GmbH & Co. KG
 Klingenbergstraße 16
 D-32758 Detmold
 Germany
 Fon: +49 5231 14-0
 Fax: +49 5231 14-292083
 www.weidmueller.com

Technical data

UL rating data

Certificate No. (cURus)	E60693	Conductor size Factory wiring max. (cURus)	10 AWG
Conductor size Factory wiring min. (cURus)	30 AWG	Conductor size Field wiring max. (cURus)	10 AWG
Conductor size Field wiring min. (cURus)	30 AWG	Current size B (cURus)	15 A
Current size C (cURus)	15 A	Voltage size B (cURus)	300 V
Voltage size C (cURus)	300 V		

Classifications

ETIM 3.0	EC000899	ETIM 4.0	EC000899
ETIM 5.0	EC000899	ETIM 6.0	EC000899
UNSPSC	30-21-18-11	eClass 5.1	27-14-11-16
eClass 6.2	27-14-11-16	eClass 7.1	27-14-11-16
eClass 8.1	27-14-11-16	eClass 9.0	27-14-11-16
eClass 9.1	27-14-11-16		

Product information

Descriptive text technical data	Width/height/depth = 9.1 x 58.5 x 81.6 mm
---------------------------------	---

Approvals

Approvals



ROHS	Conform
------	---------

Downloads



Approval/Certificate/Document of Conformity	CB Testreport CB Certificate DE_PT1003_20160418_941_ISSUE01.pdf
Brochure/Catalogue	CAT 1 TERM 16/17 EN
Engineering Data	EPLAN, WSCAD, Zuken E3.S
Engineering Data	STEP

Safety note

Safety notice	Safety Information
---------------	------------------------------------

Looking for pricing, stock, or lifecycle information?

Click below to explore more details on WIN SOURCE:

-  [View 1880430000 on WIN SOURCE](#)
-  [Weidmuller Information](#)

Optimize Your Supply Chain with WIN SOURCE Solutions

-  Global Sourcing Solution
-  Obsolete Management
-  Cost Control Management
-  Shortage Management
-  Alternative Solution
-  Excess Inventory Management