




THE DATASHEET OF
1873207



Printed-circuit board connector - FKC 2.5/ 2-STF-5.08 - 1873207

Please be informed that the data shown in this PDF Document is generated from our Online Catalog. Please find the complete data in the user's documentation. Our General Terms of Use for Downloads are valid (<http://download.phoenixcontact.com>)

Plug component, Nominal current: 12 A, Rated voltage (III/2): 320 V, Number of positions: 2, Pitch: 5.08 mm, Connection method: Spring-cage conn., Color: green, Contact surface: Tin



The figure shows a 10-position version of the product

Why buy this product

- Can be combined with the MSTB 2,5 range
- For larger numbers of positions up to 24-pos., visit: www.phoenixcontact.net/catalog
- Fast conductor connection thanks to Push-in spring-cage connection
- Two test connections for accommodating 2 mm Ø test pins or 2.3 mm Ø test plug
- Contacting of solid or stranded conductors with ferrules without actuating the opening lever directly in the terminal point



Key commercial data

Packing unit	1
Minimum order quantity	1
Catalog page	Page 249 (CC-2011)
GTIN	 4 017918 142599
Custom tariff number	85366990
Country of origin	GERMANY

Technical data

Dimensions / positions

Pitch	5.08 mm
Dimension a	5.08 mm
Number of positions	2

Technical data

Range of articles	FKC 2,5/..-STF
Insulating material group	I
Rated surge voltage (III/3)	4 kV
Rated surge voltage (III/2)	4 kV
Rated surge voltage (II/2)	4 kV

Printed-circuit board connector - FKC 2.5/ 2-STF-5.08 - 1873207

Technical data

Technical data

Rated voltage (III/2)	320 V
Rated voltage (II/2)	630 V
Connection in acc. with standard	EN-VDE
Nominal current I _N	12 A
Nominal voltage U _N	250 V
Nominal cross section	2.5 mm ²
Maximum load current	12 A
Insulating material	PA
Inflammability class according to UL 94	V0
Internal cylindrical gage	A2
Stripping length	10 mm
Nominal voltage, UL/CUL Use Group B	300 V
Nominal current, UL/CUL Use Group B	10 A
Nominal voltage, UL/CUL Use Group D	300 V
Nominal current, UL/CUL Use Group D	10 A

Connection data

Conductor cross section solid min.	0.2 mm ²
Conductor cross section solid max.	2.5 mm ²
Conductor cross section stranded min.	0.2 mm ²
Conductor cross section stranded max.	2.5 mm ²
Conductor cross section stranded, with ferrule without plastic sleeve min.	0.25 mm ²
Conductor cross section stranded, with ferrule without plastic sleeve max.	2.5 mm ²
Conductor cross section stranded, with ferrule with plastic sleeve min.	0.25 mm ²
Conductor cross section stranded, with ferrule with plastic sleeve max.	2.5 mm ²
Conductor cross section AWG/kcmil min.	24
Conductor cross section AWG/kcmil max	12
2 conductors with same cross section, stranded, TWIN ferrules with plastic sleeve, min.	0.5 mm ²
2 conductors with same cross section, stranded, TWIN ferrules with plastic sleeve, max.	1 mm ²
Minimum AWG according to UL/CUL	26
Maximum AWG according to UL/CUL	12

Classifications

eclass

eCl@ss 4.0	272607xx
eCl@ss 4.1	27260701
eCl@ss 5.0	27260701
eCl@ss 5.1	27260701

Printed-circuit board connector - FKC 2.5/ 2-STF-5.08 - 1873207

Classifications

eclass

eCl@ss 6.0	27260704
eCl@ss 7.0	27440402

etim

ETIM 3.0	EC001121
ETIM 4.0	EC002638
ETIM 5.0	EC002638

unspsc

UNSPSC 6.01	30211810
UNSPSC 7.0901	39121409
UNSPSC 11	39121409
UNSPSC 12.01	39121409
UNSPSC 13.2	39121409

Approvals

Approvals


Approvals


UL Recognized / VDE report with production monitoring / cUL Recognized / GOST / IEC CB Scheme / GOST / cULus Recognized

Ex Approvals

Approvals submitted

Approval details

UL Recognized 		
	B	D
mm ² /AWG/kcmil	26-12	26-12
Nominal current I _N	10 A	10 A
Nominal voltage U _N	300 V	300 V

VDE report with production monitoring 	
mm ² /AWG/kcmil	0.2-2.5

Printed-circuit board connector - FKC 2.5/ 2-STF-5.08 - 1873207

Approvals

Nominal current I _N	12 A
Nominal voltage U _N	250 V

cUL Recognized

	B	D
mm ² /AWG/kcmil	26-12	26-12
Nominal current I _N	10 A	10 A
Nominal voltage U _N	300 V	300 V

GOST

IECEE CB Scheme

mm ² /AWG/kcmil	0.2-2.5
Nominal current I _N	12 A
Nominal voltage U _N	250 V

GOST

cULus Recognized

Accessories

Accessories

Assembly

Strain relief - STZ 4-FKC-5,08 - 1876877



Strain relief for snapping into the latching chambers of the plugs, 4-pos.

Strain relief - STZ 8-FKC-5,08 - 1876880

Strain relief for snapping into the latching chambers of the plug components, 8-pos.

Printed-circuit board connector - FKC 2.5/ 2-STF-5.08 - 1873207

Accessories

Marking

Marker cards - SK 5,08/3,8:FORTL.ZAHLEN - 0804293



Marker cards, Card, white, labeled, Horizontal: Consecutive numbers 1 - 10, 11 - 20, etc. up to 91 - (99)100, Mounting type: Adhesive, For terminal block width: 5.08 mm

Plug/Adapter

Coding profile - CP-MSTB - 1734634



Keying profile, is inserted into the slot on the plug or inverted header, red insulating material

Test plugs - MPS-MT - 0201744



Test plugs

Reducing plug - RPS - 0201647



Reducing plug, Color: gray

Tools

Screwdriver - SZS 0,6X3,5 - 1205053



Actuation tool, for ST terminal blocks, insulated, also suitable for use as a bladed screwdriver, size: 0.6 x 3.5 x 100 mm, 2-component grip, with non-slip grip

Printed-circuit board connector - FKC 2.5/ 2-STF-5.08 - 1873207

Accessories

Additional products

Plug-in block - UMSTBVK 2,5/ 2-GF-5,08 - 1787924



Plug component, Nominal current: 12 A, Rated voltage (III/2): 320 V, Number of positions: 2, Pitch: 5.08 mm, Connection method: Screw connection, Color: green, Contact surface: Tin, Assembly: DIN rail

Feed-through terminal block - ZFKK 1,5-MSTBV-5,08 - 1873016



Feed-through terminal block, Connection method: Special and hybrid connection, MSTB plug entry, Cross section: 0.2 mm² - 2.5 mm², Width: 5.08 mm, Color: gray, Mounting: NS 35/7.5, NS 35/15 / Ex data new / /

Feed-through terminal block - UK 3-MSTB-5,08 - 3002034



Feed-through terminal block, Connection method: Special and hybrid connection, Cross section: 0.2 mm² - 4 mm², AWG: 24 - 12, Width: 5.08 mm, Color: gray, Mounting type: NS 32, NS 35/15, NS 35/7.5

Double-level terminal block - UKK 3-MSTB-5,08 - 2770888



Double-level modular terminal block with COMBICON plug-in zone, nominal current: 12 A, nominal voltage: 250 V, cross section: 0.2 mm² - 4 mm², AWG: 24 - 12, mounting type: NS 35/7.5, NS 35/15, NS 32, pitch: 5.08 mm, width: 5.08, color: gray

Feed-through terminal block - UK 3D-MSTBV-5,08 - 3002131



Feed-through terminal block, Connection method: Special and hybrid connection, Cross section: 0.2 mm² - 4 mm², AWG: 24 - 12, Width: 5.08 mm, Color: gray, Mounting type: NS 32, NS 35/15, NS 35/7.5

Printed-circuit board connector - FKC 2.5/ 2-STF-5.08 - 1873207

Accessories

Feed-through terminal block - UK 3-MVSTB-5,08-LA 24RD - 3002102



Feed-through terminal block, Nominal current: 12 A, Nominal voltage: 250 V, Cross section: 0.2 mm² - 4 mm², AWG: 24 - 12, Mounting type: NS 32, NS 35/15, NS 35/7.5, Pitch: 5.08 mm, Width: 5.08, Color: gray

Feed-through terminal block - UK 3-MVSTB-5,08 - 3002076



Feed-through terminal block, Nominal current: 12 A, Nominal voltage: 250 V, Cross section: 0.2 mm² - 4 mm², AWG: 24 - 12, Mounting type: NS 32, NS 35/15, NS 35/7.5, Pitch: 5.08 mm, Width: 5.1, Color: gray

Feed-through terminal block - UKK 3-MSTB-5,08-PE - 1876615



Feed-through terminal block, Nominal current: 12 A, Nominal voltage: 320 V, Cross section: 0.2 mm² - 4 mm², AWG: 24 - 12, Mounting type: NS 35/7.5, NS 35/15, NS 32, Pitch: 5.08 mm, Width: 5.08, Color: green-yellow

Base strip - MVSTBU 2,5/ 2-GFB-5,08 - 1788347



Plug component, Nominal current: 12 A, Rated voltage (III/2): 320 V, Number of positions: 2, Pitch: 5.08 mm, Connection method: Screw connection, Color: green, Contact surface: Tin, Assembly: Direct mounting

Base strip - MSTBVK 2,5/ 2-GF-5,08 - 1788952



Plug component, Nominal current: 12 A, Rated voltage (III/2): 320 V, Number of positions: 2, Pitch: 5.08 mm, Connection method: Screw connection, Color: green, Contact surface: Tin, Assembly: DIN rail

Base strip - MDSTB 2,5/ 2-G-5,08 - 1762062



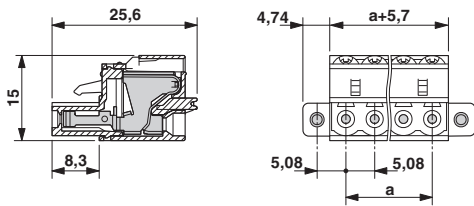
Header, Nominal current: 10 A, Rated voltage (III/2): 320 V, Number of positions: 2, Pitch: 5.08 mm, Color: green, Contact surface: Tin, Assembly: Soldering, Can be aligned! Mounting flange: Order no. 1736771, 1736768. In combination with MVSTB or FKCV plugs, both an MVSTBW (or FKCVW) and an MVSTBR plug (or FKCVR) must be used. Combination with TMSTBP plugs is not possible!

Printed-circuit board connector - FKC 2.5/ 2-STF-5.08 - 1873207

Accessories

Drawings


Dimensioned drawing



© Phoenix Contact 2012 - all rights reserved
<http://www.phoenixcontact.com>

Looking for pricing, stock, or lifecycle information?

Click below to explore more details on WIN SOURCE:

-  [View 1873207 on WIN SOURCE](#)
-  [Phoenix Contact Information](#)

Optimize Your Supply Chain with WIN SOURCE Solutions

-  Global Sourcing Solution
-  Obsolete Management
-  Cost Control Management
-  Shortage Management
-  Alternative Solution
-  Excess Inventory Management