





**THE DATASHEET OF  
1791000000**



**Z-series  
ZDK 2.5-2 BL**

**Weidmüller Interface GmbH & Co. KG**  
Klingenbergstraße 16  
D-32758 Detmold  
Germany  
Fon: +49 5231 14-0  
Fax: +49 5231 14-292083  
www.weidmueller.com

**Product image****Spring connection with tension clamp Technology**

Tension clamp technology is a universal contact system for all common conductor connection types. Its fantastic level of flexibility makes the tension clamp a profitable alternative connection.

**General ordering data**

Type	ZDK 2.5-2 BL
Order No.	<a href="#">1791000000</a>
Version	Feed-through terminal, Double-tier terminal, Tension clamp connection, 2.5 mm <sup>2</sup> , 800 V, 24 A, Blue
GTIN (EAN)	4032248222971
Qty.	50 pc(s).

**Z-series  
ZDK 2.5-2 BL**

**Weidmüller Interface GmbH & Co. KG**  
 Klingenbergstraße 16  
 D-32758 Detmold  
 Germany  
 Fon: +49 5231 14-0  
 Fax: +49 5231 14-292083  
 www.weidmueller.com

**Technical data****Dimensions and weights**

Width	5.1 mm	Width (inches)	0.201 inch
Height	72.5 mm	Height (inches)	2.854 inch
Depth	54.5 mm	Depth (inches)	2.146 inch
Depth including DIN rail	55.5 mm	Net weight	9.66 g

**Temperatures**

Continuous operating temp., min.	-50 °C	Continuous operating temp., max.	120 °C
----------------------------------	--------	----------------------------------	--------

**Material data**

Material	Wemid	Colour	Blue
UL 94 flammability rating	V-0		

**Rating data IECEx/ATEX**

Certificate No. (ATEX)	KEMA97ATEX4677U	Certificate No. (IECEX)	IECEXULDO5.0009U
Max. voltage (ATEX)	550 V	Current (ATEX)	20 A
Wire cross section max. (ATEX)	2.5 mm <sup>2</sup>	Max. voltage (IECEX)	550 V
Current (IECEX)	20 A	Wire cross section max. (IECEX)	2.5 mm <sup>2</sup>
Operating temperature range	For operating temperature range see EC Design Test Certificate / IEC Ex-Certificate of Conformity	Marking EN 60079-7	Ex eb II C Gb
Ex 2014/34/EU label	II 2 G D		

**System specifications**

Version	Tension-clamp connection, for plug-in cross-connector, One end without connector	End cover plate required	Yes
Number of levels	2	No. of clamping points per level	2
Levels cross-connected internally	No	PE connection	No
Mounting rail	TS 35		

**Additional technical data**

Explosion-tested version	Yes	Number of similar terminals	1
Open sides	right	Type of mounting	Snap-on

**CSA rating data**

Certificate No. (CSA)	200039-1236167	Current size C (CSA)	25 A
Voltage size C (CSA)	600 V	Wire cross section max. (CSA)	12 AWG
Wire cross section min. (CSA)	30 AWG		

**Z-series  
ZDK 2.5-2 BL**

**Weidmüller Interface GmbH & Co. KG**  
 Klingenbergstraße 16  
 D-32758 Detmold  
 Germany  
 Fon: +49 5231 14-0  
 Fax: +49 5231 14-292083  
 www.weidmueller.com

**Technical data****Conductors for clamping (rated connection)**

Blade size	0.6 x 3.5 mm	Clamping range, max.	4 mm <sup>2</sup>
Clamping range, min.	0.05 mm <sup>2</sup>	Connection direction	Inclined / angled
Gauge to IEC 60947-1	A2	Number of connections	4
Stripping length	10 mm	Type of connection	Tension clamp connection
Wire connection cross section AWG, max.	AWG 14	Wire connection cross section AWG, min.	AWG 30
Wire connection cross section, finely stranded, max.	2.5 mm <sup>2</sup>	Wire connection cross-section, finely stranded with wire-end ferrules DIN 46228/1, max.	2.5 mm <sup>2</sup>
Wire connection cross-section, finely stranded with wire-end ferrules DIN 46228/1, min.	0.5 mm <sup>2</sup>	Wire connection cross-section, finely stranded with wire-end ferrules DIN 46228/4, max.	1.5 mm <sup>2</sup>
Wire connection cross-section, finely stranded with wire-end ferrules DIN 46228/4, min.	0.5 mm <sup>2</sup>	Wire connection cross-section, finely stranded, min.	0.5 mm <sup>2</sup>
Wire connection cross-section, solid core, max.	4 mm <sup>2</sup>	Wire connection cross-section, solid core, min.	0.5 mm <sup>2</sup>

**Rating data**

Rated cross-section	2.5 mm <sup>2</sup>	Rated voltage	800 V
Rated current	24 A	Current at maximum wires	24 A
Standards	IEC 60947-7-1	Volume resistance according to IEC 60947-7-x	2.66 mΩ
Rated impulse withstand voltage	8 kV	Pollution severity	3

**UL rating data**

Certificate No. (cURus)	E60693	Conductor size Factory wiring max. (cURus)	12 AWG
Conductor size Factory wiring min. (cURus)	30 AWG	Conductor size Field wiring max. (cURus)	12 AWG
Conductor size Field wiring min. (cURus)	30 AWG	Current size C (cURus)	20 A
Voltage size C (cURus)	600 V		

**Classifications**

ETIM 3.0	EC000897	ETIM 4.0	EC000897
ETIM 5.0	EC000897	ETIM 6.0	EC000897
UNSPSC	30-21-18-11	eClass 5.1	27-14-11-18
eClass 6.2	27-14-11-20	eClass 7.1	27-14-11-20
eClass 8.1	27-14-11-20	eClass 9.0	27-14-11-20
eClass 9.1	27-14-11-20		

**Product information**

Descriptive text ordering data	Rated voltage is reduced to 400 V when using the cross-connector.
Descriptive text technical data	2.5 mm <sup>2</sup> flexible wires with wire-end ferrules are crimped with the Weidmüller PZ 6/5 crimping tool.

**Data sheet****Z-series  
ZDK 2.5-2 BL****Weidmüller Interface GmbH & Co. KG**  
Klingenbergstraße 16  
D-32758 Detmold  
Germany  
Fon: +49 5231 14-0  
Fax: +49 5231 14-292083  
www.weidmueller.com**Technical data****Approvals**

Approvals



ROHS Conform

**Downloads**

Approval/Certificate/Document of Conformity	<a href="#">DE_PT1101_20160415_138_ISSUE01.pdf</a>
Brochure/Catalogue	<a href="#">CAT 1 TERM 16/17 EN</a>
Engineering Data	<a href="#">EPLAN, WSCAD, Zuken E3.S</a>
Engineering Data	<a href="#">STEP</a>
User Documentation	<a href="#">Usage of terminals in EXi atmospheres</a>




**Safety note**Safety notice [Safety Information](#)

**Data sheet**

**Z-series  
ZDK 2.5-2 BL**



**Weidmüller Interface GmbH & Co. KG**  
Klingenbergstraße 16  
D-32758 Detmold  
Germany  
Fon: +49 5231 14-0  
Fax: +49 5231 14-292083  
[www.weidmueller.com](http://www.weidmueller.com)

**Drawings**



## Looking for pricing, stock, or lifecycle information?

Click below to explore more details on WIN SOURCE:

-  [View 1791000000 on WIN SOURCE](#)
-  [Weidmuller Information](#)

## Optimize Your Supply Chain with WIN SOURCE Solutions

-  Global Sourcing Solution
-  Obsolete Management
-  Cost Control Management
-  Shortage Management
-  Alternative Solution
-  Excess Inventory Management