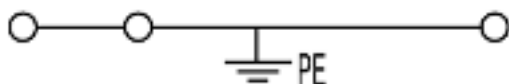




**THE DATASHEET OF
1706090000**





General ordering data

| | |
|------------------|--|
| Order No. | 1706090000 |
| Part designation | ZPE 2.5-2/3AN |
| Version | Earth terminal, 2.5 mm ² , Tension clamp connection, Wemid, green/yellow, TS 35 |
| EAN | 4008190915438 |
| Qty. | 100 pc(s). |

Product notes

| | |
|----------------------|--|
| Note, technical data | 2.5 mm ² flexible conductors with wire end ferrules are crimped with the Weidmüller PZ 6/5 crimping tool. |
| Product description | The compact terminal range for conductor cross-sections 0.13 to 16 mm ² |

PT OKIECEEx/ATEX rating data

| | |
|--------------------------------------|--|
| EU-type examination certificate | KEMA97ATEX4677U |
| Download, German | KEMA97ATEX4677U_d.pdf |
| Download English | KEMA97ATEX4677U_e.pdf |
| IECEX Certificate of Conformity | IECEXULD05.0009U |
| Download | IECEXULD05.0009U_e.pdf |
| ATEX conductor cross-section | 2.5 mm ² |
| IECEX conductor cross-section | 2.5 mm ² |
| Voltage when using cross-connections | CrossConnectionGuide.pdf |
| Operating temperature range | Einsatztemperaturbereich siehe EG-Baumusterprüfbescheinigung/IECEX-Certificate of Conformity |
| Marking EN 60079-7 | Ex e II |
| Marking ATEX Directive 94/9/EC | Ex II 2 G D |

Additional technical data

| | |
|---------------------------------|-------------------|
| Colour of insulating material | green/yellow |
| Connection direction | Inclined / angled |
| End plate required | Yes |
| Explosion-tested version "Ex e" | Yes |

Additional technical data

| | |
|--|-------------------|
| Installation advice | TS 35 |
| Insulating material | Wemid |
| Levels cross-connected internally | No |
| No. of identical terminals | 1 |
| No. of levels | 1 |
| No. of terminal strips per level | 3 |
| Open sides | right |
| Operating temperature range | - 50 °C, + 120 °C |
| Product family | Z-series |
| Type of connection | Clamped |
| Type of mounting | Snap-on |
| UL 94 flammability rating of insulation material | V-0 |
| Version | PE terminal |

CSA rating data

| | |
|--------------------------|--------|
| Min. cross-section (CSA) | AWG 30 |
| Max. cross-section (CSA) | AWG 14 |

Conductors for clamping (additional connection)

| | |
|--|---------------------|
| Rated current | 800 A |
| Flexible with ferrule, min. (DIN 46228 pt 1) | 0.5 mm ² |
| Flexible with ferrule, max. (DIN 46228 pt 1) | 2.5 mm ² |

Conductors for clamping (rated connection)

| | |
|--|--------------------------|
| Clamping range, min. | 0.13 mm ² |
| Clamping range, max. | 4 mm ² |
| Type of connection | Tension clamp connection |
| 2nd type of connection | clamped |
| Connection direction | Inclined / angled |
| No. of connections | 3 |
| Stripping length | 10 mm |
| Blade size | 0.6 x 3.5 mm |
| Gauge to IEC 60947-1 | A2 |
| Solid, min. | 0.5 mm ² |
| Solid, max. | 4 mm ² |
| Flexible, min. | 0.5 mm ² |
| Flexible, max. | 2.5 mm ² |
| Flexible with ferrule, min. (DIN 46228/1) | 0.5 mm ² |
| Flexible with ferrule, max. (DIN 46228/1) | 2.5 mm ² |
| Flexible, min., ferrule with plastic collar (DIN 46228 pt 4) | 0.5 mm ² |
| Flexible, max., ferrule with plastic collar (DIN 46228 pt 4) | 1.5 mm ² |
| AWG conductor size, min. | AWG 26 |
| AWG conductor size, max. | AWG 12 |
| AWG conductor size, min. | 0.13 mm ² |
| AWG conductor size, max. | 3.31 mm ² |

Dimensions

| | |
|-------|--------|
| Width | 5.1 mm |
|-------|--------|

Dimensions

| | |
|--------------------------|---------|
| Height of lowest version | 44 mm |
| Length | 50.5 mm |
| TS 35 offset | 26 mm |

PE rating data

| | |
|--|------------------------------|
| PEN function | No |
| Pollution severity | 3 |
| Rated cross-section | 2.5 mm ² |
| Rated current | 800 A |
| Rated impulse withstand voltage to adjacent terminal | 8 kV |
| Rated short-time current | 300 A (2.5 mm ²) |
| Rated voltage for adjacent terminal | 800 V |
| Standards | IEC 60947-7-2 |

UL rating data

| | |
|-------------------------|--------|
| Min. cross-section (UL) | AWG 26 |
| Max. cross-section (UL) | AWG 12 |

Approvals

Approvals institutes

**Classifications**

| | |
|------------|-------------|
| eClass 4.1 | 27-14-03-05 |
| eClass 5.0 | 27-14-03-05 |
| eClass 5.1 | 27-14-03-05 |

Similar products



| Order No. | Part designation | Version |
|------------|--------------------|--|
| 1791010000 | ZDK 2.5-2PE | Earth terminal, 2.5 mm ² , Tension clamp connection, Wemid, green/yellow, TS 35 |
| 1805940000 | ZDKPE 2.5-2 | Modular terminal, 2.5 mm ² , Tension clamp connection, Wemid, dark beige, TS 35 |
| 1895700000 | ZDKPE 2.5-2/N/L/PE | Modular terminal, 2.5 mm ² , Tension clamp connection, Wemid, dark beige, TS 35 |
| 1772090000 | ZPE 2.5-2 | Earth terminal, 2.5 mm ² , Tension clamp connection, Wemid, green/yellow, TS 35 |

1706100000 ZPE 2.5 2/4AN

Earth terminal, 2.5 mm², Tension clamp connection, Wemid, green/
yellow, TS 35

Looking for pricing, stock, or lifecycle information?

Click below to explore more details on WIN SOURCE:

-  [View 1706090000 on WIN SOURCE](#)
-  [Weidmuller Information](#)

Optimize Your Supply Chain with WIN SOURCE Solutions

-  Global Sourcing Solution
-  Obsolete Management
-  Cost Control Management
-  Shortage Management
-  Alternative Solution
-  Excess Inventory Management