



THE DATASHEET OF
3211929



Feed-through terminal block - PT 6-TWIN - 3211929

Please be informed that the data shown in this PDF Document is generated from our Online Catalog. Please find the complete data in the user's documentation. Our General Terms of Use for Downloads are valid (<http://download.phoenixcontact.com>)



Feed-through terminal block, Connection method: Push-in connection, Cross section: 0.5 mm² - 10 mm², AWG: 20 - 8, Width: 8.2 mm, Height: 42.2 mm, Color: gray, Mounting type: NS 35/7.5, NS 35/15



Key commercial data

| | |
|------------------------|---|
| Packing unit | 0 |
| Minimum order quantity | 1 |
| GTIN |  4 046356 495950 |
| Custom tariff number | 85369010 |
| Country of origin | POLAND |

Technical data

General

| | |
|---|------|
| Number of levels | 1 |
| Number of connections | 3 |
| Color | gray |
| Insulating material | PA |
| Inflammability class according to UL 94 | V0 |

Dimensions

| | |
|------------------|---------|
| Width | 8.2 mm |
| Length | 74.2 mm |
| Height | 42.2 mm |
| Height NS 35/7,5 | 43.5 mm |
| Height NS 35/15 | 51 mm |

Technical data

| | |
|---------------------------|--|
| Maximum load current | 52 A (with 10 mm ² conductor cross section) |
| Rated surge voltage | 8 kV |
| Pollution degree | 3 |
| Surge voltage category | III |
| Insulating material group | I |

Feed-through terminal block - PT 6-TWIN - 3211929

Technical data

Technical data

| | |
|---|-------------------------------------|
| Connection in acc. with standard | IEC 60947-7-1 |
| Nominal current I _N | 41 A |
| Nominal voltage U _N | 1000 V |
| Open side panel | ja |
| Shock protection test specification | DIN EN 50274 (VDE 0660-514):2002-11 |
| Back of the hand protection | guaranteed |
| Finger protection | guaranteed |
| Surge voltage test setpoint | 9.8 kV |
| Result of surge voltage test | Test passed |
| Power frequency withstand voltage setpoint | 2.2 kV |
| Result of power-frequency withstand voltage test | Test passed |
| Checking the mechanical stability of terminal points (5 x conductor connection) | Test passed |
| Bending test rotation speed | 10 rpm |
| Bending test turns | 135 |
| Bending test conductor cross section/weight | 0.5 mm ² / 0.3 kg |
| Bending test conductor cross section/weight | 6 mm ² / 1.4 kg |
| Bending test conductor cross section/weight | 10 mm ² / 2 kg |
| Result of bending test | Test passed |
| Conductor cross section tensile test | 0.5 mm ² |
| Tractive force setpoint | 20 N |
| Conductor cross section tensile test | 6 mm ² |
| Tractive force setpoint | 80 N |
| Conductor cross section tensile test | 10 mm ² |
| Tractive force setpoint | 90 N |
| Tensile test result | Test passed |
| Tight fit on carrier | NS 35 |
| Setpoint | 5 N |
| Result of tight fit test | Test passed |
| Requirements, voltage drop | ≤ 3.2 mV |
| Result of voltage drop test | Test passed |
| Temperature-rise test | Test passed |
| Conductor cross section short circuit testing | 6 mm ² |
| Short-time current | 0.72 kA |
| Conductor cross section short circuit testing | 10 mm ² |
| Short-time current | 1.2 kA |
| Short circuit stability result | Test passed |
| Ageing test for screwless modular terminal block temperature cycles | 192 |
| Result of aging test | Test passed |
| Proof of thermal characteristics (needle flame) effective duration | 30 s |
| Result of thermal test | Test passed |
| Test specification, oscillation, broadband noise | DIN EN 50155 (VDE 0115-200):2008-03 |

Feed-through terminal block - PT 6-TWIN - 3211929

Technical data

Technical data

| | |
|---|--|
| Test spectrum | Service life test category 1, class B, on vehicle body |
| Test frequency | $f_1 = 5 \text{ Hz}$ to $f_2 = 150 \text{ Hz}$ |
| ASD level | $1.857 \text{ (m/s}^2\text{)}^2\text{/Hz}$ |
| Acceleration | 0.8 g |
| Test duration per axis | 5 h |
| Test directions | X-, Y- and Z-axis |
| Oscillation, broadband noise test result | Test passed |
| Test specification, shock test | DIN EN 50155 (VDE 0115-200):2008-03 |
| Shock form | Half-sine |
| Acceleration | 5 g |
| Shock duration | 30 ms |
| Number of shocks per direction | 3 |
| Test directions | X-, Y- and Z-axis (pos. and neg.) |
| Shock test result | Test passed |
| Temperature index, insulating material (DIN EN 60216-1 (VDE 0304-21)) | 130 °C |
| Static insulating material application in cold | -60 °C |

Connection data

| | |
|---|---------------------|
| Conductor cross section solid min. | 0.5 mm ² |
| Conductor cross section solid max. | 10 mm ² |
| Conductor cross section AWG/kcmil min. | 20 |
| Conductor cross section AWG/kcmil max | 8 |
| Conductor cross section stranded min. | 0.5 mm ² |
| Conductor cross section stranded max. | 6 mm ² |
| Min. AWG conductor cross section, stranded | 20 |
| Max. AWG conductor cross section, stranded | 10 |
| Conductor cross section stranded, with ferrule without plastic sleeve min. | 0.5 mm ² |
| Conductor cross section stranded, with ferrule without plastic sleeve max. | 6 mm ² |
| Conductor cross section stranded, with ferrule with plastic sleeve min. | 0.5 mm ² |
| Conductor cross section stranded, with ferrule with plastic sleeve max. | 6 mm ² |
| 2 conductors with same cross section, stranded, TWIN ferrules with plastic sleeve, min. | 0.5 mm ² |
| 2 conductors with same cross section, stranded, TWIN ferrules with plastic sleeve, max. | 1.5 mm ² |
| Connection method | Push-in connection |
| Stripping length | 12 mm |
| Internal cylindrical gage | A5 |

Feed-through terminal block - PT 6-TWIN - 3211929

Classifications

ETIM

| | |
|----------|----------|
| ETIM 4.0 | EC000897 |
| ETIM 5.0 | EC000897 |

UNSPSC

| | |
|---------------|----------|
| UNSPSC 11 | 39121410 |
| UNSPSC 12.01 | 39121410 |
| UNSPSC 13.2 | 39121410 |
| UNSPSC 6.01 | 30211811 |
| UNSPSC 7.0901 | 39121410 |

eCl@ss

| | |
|------------|----------|
| eCl@ss 4.0 | 27141120 |
| eCl@ss 4.1 | 27141120 |
| eCl@ss 5.0 | 27141120 |
| eCl@ss 5.1 | 27141120 |
| eCl@ss 6.0 | 27141120 |
| eCl@ss 7.0 | 27141120 |

Approvals

Approvals


Approvals

UL Recognized / cUL Recognized / cULus Recognized

Ex Approvals

Approvals submitted

Approval details

| | | |
|---|-------|-------|
| UL Recognized  | | |
| | B | C |
| mm ² /AWG/kcmil | 20-8 | 20-8 |
| Nominal current I _N | 40 A | 40 A |
| Nominal voltage U _N | 600 V | 600 V |

Feed-through terminal block - PT 6-TWIN - 3211929

Approvals

cUL Recognized

| | B | C |
|--------------------------------|-------|-------|
| mm ² /AWG/kcmil | 20-8 | 20-8 |
| Nominal current I _N | 40 A | 40 A |
| Nominal voltage U _N | 600 V | 600 V |

cULus Recognized

Accessories

Accessories

Assembly

DIN rail perforated - NS 35/ 7,5 PERF 2000MM - 0801733



DIN rail, material: steel galvanized and passivated with a thick layer, perforated, height 7.5 mm, width 35 mm, length: 2000 mm

DIN rail - NS 35/ 7,5 UNPERF 2000MM - 0801681

DIN rail, material: Steel, unperforated, height 7.5 mm, width 35 mm, length: 2 m

DIN rail - NS 35/ 7,5 WH PERF 2000MM - 1204119



DIN rail 35 mm (NS 35)

DIN rail - NS 35/ 7,5 WH UNPERF 2000MM - 1204122



DIN rail 35 mm (NS 35)

Feed-through terminal block - PT 6-TWIN - 3211929

Accessories

DIN rail - NS 35/ 7,5 AL UNPERF 2000MM - 0801704

DIN rail, material: Aluminum, unperforated, height 7.5 mm, width 35 mm, length: 2 m

DIN rail - NS 35/ 7,5 ZN PERF 2000MM - 1206421



DIN rail, material: Galvanized, perforated, height 7.5 mm, width 35 mm, length: 2 m

DIN rail - NS 35/ 7,5 ZN UNPERF 2000MM - 1206434



DIN rail, material: Galvanized, unperforated, height 7.5 mm, width 35 mm, length: 2 m

DIN rail - NS 35/ 7,5 CU UNPERF 2000MM - 0801762

DIN rail, material: Copper, unperforated, height 7.5 mm, width 35 mm, length: 2 m

End cap - NS 35/ 7,5 CAP - 1206560



DIN rail end piece, for DIN rail NS 35/7.5

DIN rail perforated - NS 35/15 PERF 2000MM - 1201730

DIN rail, material: steel galvanized and passivated with a thick layer, perforated, height 15 mm, width 35 mm, length: 2000 mm

DIN rail - NS 35/15 UNPERF 2000MM - 1201714

DIN rail, material: Steel, unperforated, height 15 mm, width 35 mm, length: 2 m

Feed-through terminal block - PT 6-TWIN - 3211929

Accessories

DIN rail - NS 35/15 WH PERF 2000MM - 0806602



DIN rail 35 mm (NS 35)

DIN rail - NS 35/15 WH UNPERF 2000MM - 1204135



DIN rail 35 mm (NS 35)

DIN rail, unperforated - NS 35/15 AL UNPERF 2000MM - 1201756



DIN rail, deep drawn, high profile, unperforated, 1.5 mm thick, material: aluminum, height 15 mm, width 35 mm, length 2000 mm

DIN rail - NS 35/15 ZN PERF 2000MM - 1206599



DIN rail, material: Galvanized, perforated, height 15 mm, width 35 mm, length: 2 m

DIN rail - NS 35/15 ZN UNPERF 2000MM - 1206586



DIN rail, material: Galvanized, unperforated, height 15 mm, width 35 mm, length: 2 m

DIN rail - NS 35/15 CU UNPERF 2000MM - 1201895

DIN rail, material: Copper, unperforated, 1.5 mm thick, height 15 mm, width 35 mm, length: 2 m

Feed-through terminal block - PT 6-TWIN - 3211929

Accessories

End cap - NS 35/15 CAP - 1206573



DIN rail end piece, for DIN rail NS 35/15

DIN rail - NS 35/15-2,3 UNPERF 2000MM - 1201798



DIN rail, material: Steel, unperforated, 2.3 mm thick, height 15 mm, width 35 mm, length: 2 m

Spacer plate - DP PS-8 - 3036741



Spacer plate, Color: red

End clamp - E/UK - 1201442



End clamp, for assembly on NS 32 or NS 35/7.5 DIN rail

End clamp - E/UK 1 - 1201413



End clamps, for supporting the ends of double-level and three-level terminal blocks, width: 10 mm, color: gray

End clamp - CLIPFIX 35 - 3022218



Snap-on end bracket, for 35 mm NS 35/7.5 or NS 35/15 DIN rail, can be fitted with Zack strip ZB 8 and ZB 8/27, terminal strip marker KLM 2 and KLM, width: 9.5 mm, color: gray

Feed-through terminal block - PT 6-TWIN - 3211929

Accessories

End clamp - CLIPFIX 35-5 - 3022276



Quick mounting end clamp for NS 35/7,5 DIN rail or NS 35/15 DIN rail, can be fitted with ZB 5 and ZBF 5 zack marker strip, KLM 2, KLM3, and KML3L terminal strip marker, parking option for FBS...5, FBS...6, KSS 5, KSS 6, width: 5.15 mm, color: gray

Bridges

Plug-in bridge - FBS 10-8 - 3030323



Plug-in bridge, Number of positions: 10, Color: red

Plug-in bridge - FBS 5-8 - 3030310



Plug-in bridge, Number of positions: 5, Color: red

Plug-in bridge - FBS 4-8 - 3030307



Plug-in bridge, Number of positions: 4, Color: red

Plug-in bridge - FBS 3-8 - 3030297



Plug-in bridge, Number of positions: 3, Color: red

Feed-through terminal block - PT 6-TWIN - 3211929

Accessories

Plug-in bridge - FBS 2-8 - 3030284



Plug-in bridge, Number of positions: 2, Color: red

Plug-in bridge - FBS 6-8 - 3032470



Plug-in bridge, Number of positions: 6, Color: red

Reducing bridge - RB ST 6-1,5/S - 3213250



Reducing bridge, Number of positions: 2, Color: red

Switching jumper - SB-MER 2-8 - 3000587



Switching jumper, Length: 24.7 mm, Width: 16.4 mm, Height: 47.42 mm, Number of positions: 2, Color: gray/orange

Switching jumper - SB-MER 3-8 - 3000588



Switching jumper, Length: 24.7 mm, Width: 24.6 mm, Height: 47.42 mm, Number of positions: 3, Color: gray/orange

Switching jumper - SB-MER 4-8 - 3000589



Switching jumper, Length: 24.7 mm, Width: 32.8 mm, Height: 47.42 mm, Number of positions: 4, Color: gray/orange

Feed-through terminal block - PT 6-TWIN - 3211929

Accessories

Plug-in bridge - FBSRH 2-8 - 3033802



Plug-in bridge, Number of positions: 2, Color: red

Plug-in bridge - FBSRH 3-8 - 3033803



Plug-in bridge, Number of positions: 3, Color: red

Plug-in bridge - FBSRH 4-8 - 3033804



Plug-in bridge, Number of positions: 4, Color: red

Covers

End cover - D-PT 6-TWIN - 3211508



End cover, Length: 72.4 mm, Width: 2.2 mm, Color: gray

Marking

Zack marker strip - ZB 8:UNBEDRUCKT - 1052002



Zack marker strip, Strip, white, Unlabeled, Can be labeled with: Plotter, Mounting type: Snap into tall marker groove, For terminal block width: 8.2 mm, Lettering field: 10.5 x 8.15 mm

Feed-through terminal block - PT 6-TWIN - 3211929

Accessories

Zack marker strip - ZB 8 CUS - 0825011



Zack marker strip, Can be ordered: Strip, white, Labeled according to customer specifications, Mounting type: Snap into tall marker groove, For terminal block width: 8.2 mm, Lettering field: 10.5 x 8.15 mm

Marker for terminal blocks - UC-TM 8 - 0818072



Marker for terminal blocks, Sheet, white, Unlabeled, Can be labeled with: BLUEMARK CLED, Bluemark, Plotter, Mounting type: Snap into tall marker groove, For terminal block width: 8.2 mm, Lettering field: 7.6 x 10.5 mm

Marker for terminal blocks - UC-TM 8 CUS - 0824597



Marker for terminal blocks, Can be ordered: By sheet, white, Labeled according to customer specifications, Mounting type: Snap into tall marker groove, For terminal block width: 8.2 mm, Lettering field: 7.6 x 10.5 mm

Marker for terminal blocks - UCT-TM 8 - 0828740



Marker for terminal blocks, Sheet, white, Unlabeled, Can be labeled with: Thermomark C+, Thermomark C, BLUEMARK CLED, Bluemark, Mounting type: Snap into tall marker groove, For terminal block width: 8.2 mm, Lettering field: 7.6 x 10.5 mm

Marker for terminal blocks - UCT-TM 8 CUS - 0829616



Marker for terminal blocks, Can be ordered: By sheet, white, Labeled according to customer specifications, Mounting type: Snap into tall marker groove, For terminal block width: 8.2 mm, Lettering field: 7.6 x 10.5 mm

Zack Marker strip, flat - ZBF 8:UNBEDRUCKT - 0808781



Zack Marker strip, flat, Strip, white, Unlabeled, Can be labeled with: Plotter, Mounting type: Snap into flat marker groove, For terminal block width: 8 mm, Lettering field: 5.15 x 8.15 mm

Feed-through terminal block - PT 6-TWIN - 3211929

Accessories

Zack Marker strip, flat - ZBF 8 CUS - 0825030



Zack Marker strip, flat, Can be ordered: Strip, white, Labeled according to customer specifications, Mounting type: Snap into flat marker groove, For terminal block width: 8 mm, Lettering field: 5.15 x 8.15 mm

Marker for terminal blocks - UC-TMF 8 - 0818137



Marker for terminal blocks, Sheet, white, Unlabeled, Can be labeled with: BLUEMARK CLED, Bluemark, Plotter, Mounting type: Snap into flat marker groove, For terminal block width: 8.2 mm, Lettering field: 7.6 x 5.1 mm

Marker for terminal blocks - UC-TMF 8 CUS - 0824654



Marker for terminal blocks, Can be ordered: By sheet, white, Labeled according to customer specifications, Mounting type: Snap into flat marker groove, For terminal block width: 8.2 mm, Lettering field: 7.6 x 5.1 mm

Marker for terminal blocks - UCT-TMF 8 - 0828748



Marker for terminal blocks, Sheet, white, Unlabeled, Can be labeled with: Thermomark C+, Thermomark C, BLUEMARK CLED, Bluemark, Mounting type: Snap into flat marker groove, For terminal block width: 8.2 mm, Lettering field: 7.4 x 4.7 mm

Marker for terminal blocks - UCT-TMF 8 CUS - 0829672



Marker for terminal blocks, Can be ordered: By sheet, white, Labeled according to customer specifications, Mounting type: Snap into flat marker groove, For terminal block width: 8.2 mm, Lettering field: 7.4 x 4.7 mm

Feed-through terminal block - PT 6-TWIN - 3211929

Accessories

Marker for terminal blocks - TMT (EX9,5)R - 0828295



Marker for terminal blocks, Roll, white, Unlabeled, Can be labeled with: Thermomark R, Thermomark X, Thermomark S, Mounting type: Snap into universal marker groove, Snap into flat marker groove, Lettering field: 9.5 x 50000 mm

Plug/Adapter

Reducing bridge - RB ST 6-(2,5/4) - 3030860



Reducing bridge, Number of positions: 2, Color: red

Test plugs - MPS-MT - 0201744



Test plugs

Insulating sleeve - MPS-IH WH - 0201663



Insulating sleeve, Color: white

Insulating sleeve - MPS-IH RD - 0201676



Insulating sleeve, Color: red

Feed-through terminal block - PT 6-TWIN - 3211929

Accessories

Insulating sleeve - MPS-IH BU - 0201689



Insulating sleeve, Color: blue

Insulating sleeve - MPS-IH YE - 0201692



Insulating sleeve, Color: yellow

Insulating sleeve - MPS-IH GN - 0201702



Insulating sleeve, Color: green

Insulating sleeve - MPS-IH GY - 0201728



Insulating sleeve, Color: gray

Insulating sleeve - MPS-IH BK - 0201731



Insulating sleeve, Color: black

Test plugs - PS-5/2,3MM RD - 3038723



Test plugs, Color: red

Feed-through terminal block - PT 6-TWIN - 3211929

Accessories

Test plugs - PS-6/2,3MM RD - 3038736



Test plugs, Color: red

Test adapter - PS-8/2,3MM RD - 3048564

Test adapter, Color: red

Test adapter - PAI-4-N GY - 3032871



Test adapter, Color: gray

Test adapter - PS-8 - 3031005



Test adapter, Color: red

Software

Software - CLIP-PROJECT ADVANCED - 5146040



Multilingual software for easy planning of Phoenix Contact on DIN rails together with the integrated TRABTECH-select software module for planning comprehensive surge protection concepts.

Software - CLIP-PROJECT PROFESSIONAL - 5146053



Multi-lingual software for terminal strip project planning. A marking module allows professional labeling of markers and labels for marking terminal blocks, conductors, cables and devices. The additionally integrated software module TRABTECH-select for planning comprehensive surge protection concepts.

Feed-through terminal block - PT 6-TWIN - 3211929

Accessories

Tools

Screwdriver - SZF 2-0,8X4,0 - 1204520



Actuation tool, for ST terminal blocks, also suitable for use as a bladed screwdriver, size: 0.8 x 4.0 x 100 mm, 2-component grip, with non-slip grip

End clamp - E/NS 35 N - 0800886



End clamp, width: 9.5 mm, color: gray

Drawings



Circuit diagram



© Phoenix Contact 2012 - all rights reserved
<http://www.phoenixcontact.com>

Looking for pricing, stock, or lifecycle information?

Click below to explore more details on WIN SOURCE:

-  [View 3211929 on WIN SOURCE](#)
-  [Phoenix Contact Information](#)

Optimize Your Supply Chain with WIN SOURCE Solutions

-  Global Sourcing Solution
-  Obsolete Management
-  Cost Control Management
-  Shortage Management
-  Alternative Solution
-  Excess Inventory Management