




**THE DATASHEET OF
ECS-.327-7-34QCS-TR**



The ECX-34Q is a very compact SMD Tuning Fork Crystal with a 3.2 x 1.5 mm footprint. AEC-Q200 Qualified.

[Request a Sample](#)

OPERATING CONDITIONS / ELECTRICAL CHARACTERISTICS



- RoHS Compliant
- Low Power RTC Applications such as STM32 [AN2867](#)
- AEC-Q200 Qualified
- TS16949 certified production
- PPAP supported

PARAMETERS	CONDITIONS	ECX-34Q			UNITS
		MIN	TYP	MAX	
Frequency	Fo		32.768		KHz
Frequency Tolerance *	@ +25°C			± 20	ppm
Load Capacitance	Specify in P/N		12.5		pF
Drive Level	DL		0.1	0.5	µW
Equivalent Series Resistance	R1			70K	Ω
Turnover Temperature		+20	+25	+30	°C
Temperature Coefficient		-0.028	-0.034	-0.040	Ppm/°C ²
Shunt Capacitance	Co		1.1		pF
Motional Capacitance	C1		3.5		fF
Aging (First Year)	@ +25°C ±3°C			±3	ppm
Operating Temperature *	S Option	-40		+125	°C
Storage Temperature		-55		+125	°C

DIMENSIONS (mm)

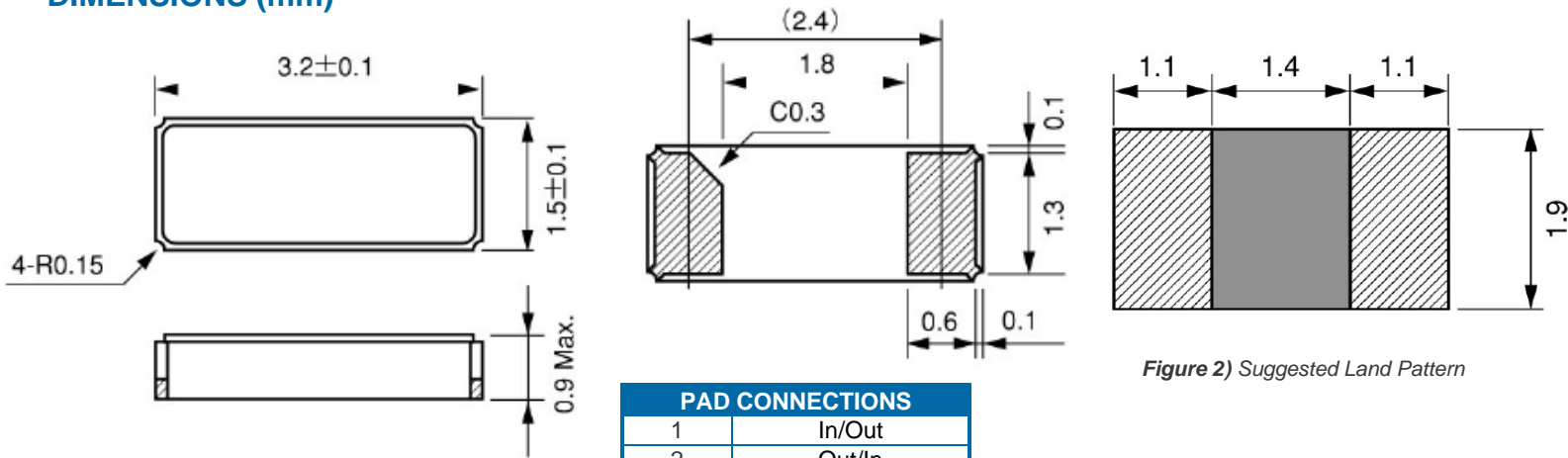


Figure 1) Top, Side, and Bottom views

Figure 2) Suggested Land Pattern

PAD CONNECTIONS	
1	In/Out
2	Out/In

PART NUMBERING GUIDE: Example ECS-.327-12.5-34QS-TR

ECS -	FREQUENCY ABBREVIATION	LOAD CAPACITANCE	PACKAGE	CUSTOM OPTIONS Tolerance Operating Temp	PACKAGING	
ECS	.327 = 32.768 KHz	12.5 = 12.5 pF 9 = 9 pF 7 = 7 pF 6 = 6 pF	-34Q = ECX-34Q	Blank = ±20 ppm * C = ±10 ppm	N = -40 ~ +85°C S = -40 ~ +125°C	TR = 3K/Reel TR9 = 9K/Reel

*Contact ECS for availability

POCKET TAPE DIMENSIONS (mm)



A	B	C	D	F	J	L	M
3.4	1.7	12.0	5.5	4.0	1.0	0.3	1.2

SOLDER PROFILE
Peak solder Temp +260°C Max 10 sec Max.
2 Cycles Max.
MSL 1, Lead Finish Au

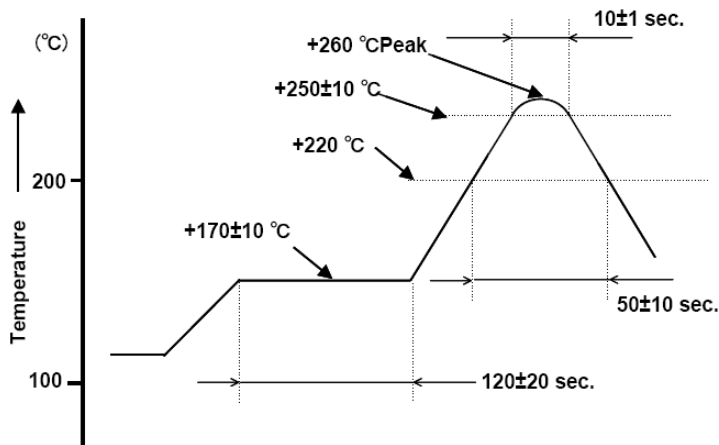


Figure 1) Suggested Reflow Profile

Looking for pricing, stock, or lifecycle information?

Click below to explore more details on WIN SOURCE:

 [View ECS-.327-7-34QCS-TR on WIN SOURCE](#)

 [ECS Inc. Information](#)

Optimize Your Supply Chain with WIN SOURCE Solutions

-  Global Sourcing Solution
-  Obsolete Management
-  Cost Control Management
-  Shortage Management
-  Alternative Solution
-  Excess Inventory Management