



# THE DATASHEET OF SFFL-SF50+





COAXIAL

# Adapter

## SFFL-SF50+

50Ω DC to 18 GHz SMA-Female Flange to SMA-Female

### FEATURES

- Flat response
- Excellent VSWR
- Passivated stainless steel
- Four hole flange mount



Generic photo used for illustration purposes only

<b>Model No.</b>	SFFL-SF50+
<b>Case Style</b>	DJ1821
<b>Connectors</b>	SMA Female to SMA Female

### +RoHS Compliant

The +Suffix identifies RoHS Compliance. See our website for methodologies and qualifications

### APPLICATIONS

- Interconnection of RF cables
- Instrumentation

### ELECTRICAL SPECIFICATIONS AT 25°C

Parameter	Condition (GHz)	Min.	Typ.	Max.	Units
Frequency Range		DC		18	GHz
Insertion Loss	DC - 18	—	0.1	—	dB
VSWR	DC - 8	—	—	1.15	:1
	DC - 12.4	—	—	1.15	
	DC - 18	—	—	1.15	

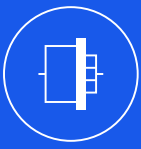
### ABSOLUTE MAXIMUM RATINGS

Parameter	Ratings
Operating Temperature	-40°C to 100°C
Storage Temperature	-55°C to 100°C

Permanent damage may occur if any of these limits are exceeded.

REV. B  
ECO-016626  
SFFL-SF50+  
MCL NY  
230125





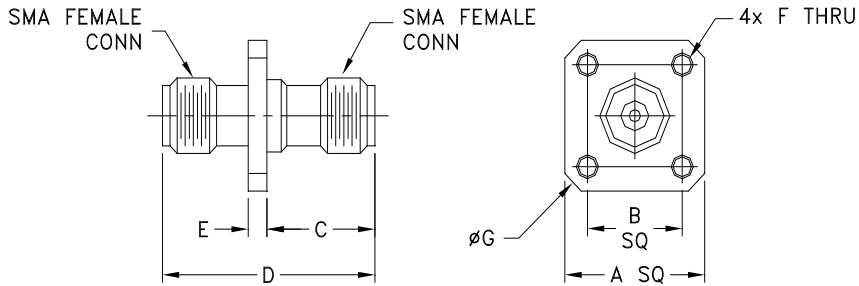
COAXIAL

# Adapter

## SFFL-SF50+

50Ω DC to 18 GHz SMA-Female Flange to SMA-Female

### OUTLINE DRAWING



### OUTLINE DIMENSIONS (Inch/mm)

A	B	C	D	E	F	G	wt
.50	.339	.39	.76	.07	(M2X0.4P)	.63	grams
12.7	8.6	9.9	19.3	1.78		16.0	3.6



COAXIAL

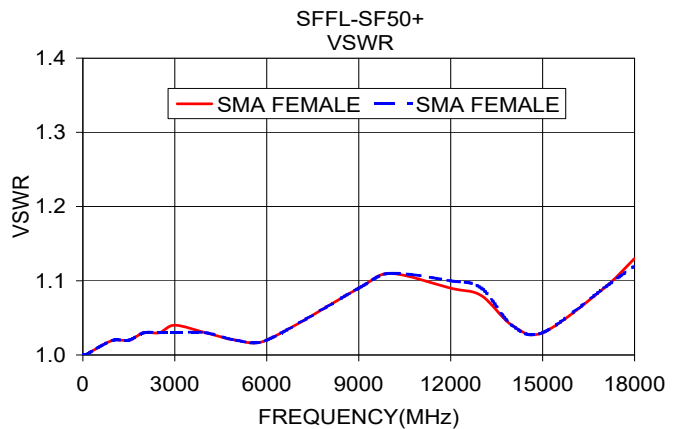
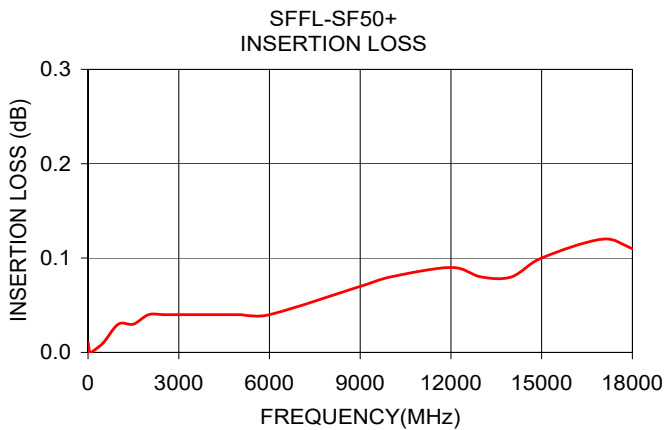
# Adapter

## SFFL-SF50+

50Ω DC to 18 GHz SMA-Female Flange to SMA-Female

### TYPICAL PERFORMANCE DATA

Frequency (MHz)	Insertion Loss (dB)	VSWR (:1)	
		SMA-FEM	SMA-FEM
10	0.01	1.00	1.00
50	0.00	1.00	1.00
100	0.00	1.00	1.00
500	0.01	1.01	1.01
1000	0.03	1.02	1.02
1500	0.03	1.02	1.02
2000	0.04	1.03	1.03
2500	0.04	1.03	1.03
3000	0.04	1.03	1.04
4000	0.04	1.03	1.03
5000	0.04	1.02	1.02
6000	0.04	1.02	1.02
9000	0.07	1.09	1.09
10000	0.08	1.11	1.11
12000	0.09	1.10	1.09
13000	0.08	1.09	1.08
14000	0.08	1.04	1.04
15000	0.10	1.03	1.03
17000	0.12	1.09	1.09
18000	0.11	1.12	1.13





#### NOTES

- A. Performance and quality attributes and conditions not expressly stated in this specification document are intended to be excluded and do not form a part of this specification document.
- B. Electrical specifications and performance data contained in this specification document are based on Mini-Circuit's applicable established test performance criteria and measurement instructions.
- C. The parts covered by this specification document are subject to Mini-Circuits standard limited warranty and terms and conditions (collectively, "Standard Terms"); Purchasers of this part are entitled to the rights and benefits contained therein. For a full statement of the standard terms and the exclusive rights and remedies thereunder, please visit Mini-Circuits' website at [www.minicircuits.com/terms/viewterm.html](http://www.minicircuits.com/terms/viewterm.html)



## Looking for pricing, stock, or lifecycle information?

Click below to explore more details on WIN SOURCE:

-  [View SFFL-SF50+ on WIN SOURCE](#)
-  [Mini-Circuits Information](#)

## Optimize Your Supply Chain with WIN SOURCE Solutions

-  Global Sourcing Solution
-  Obsolete Management
-  Cost Control Management
-  Shortage Management
-  Alternative Solution
-  Excess Inventory Management