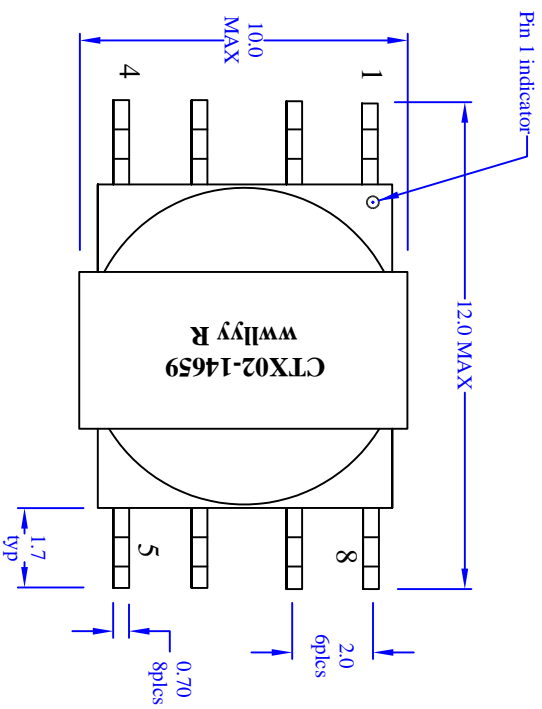




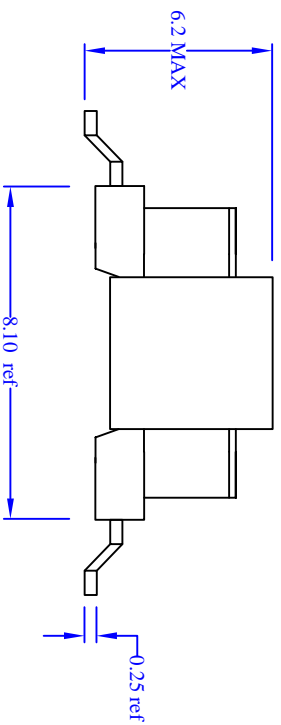
**THE DATASHEET OF
CTX02-14659**



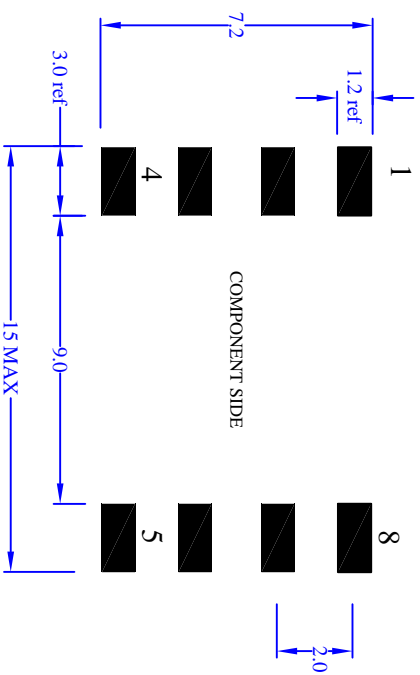
TOP VIEW



FRONT VIEW



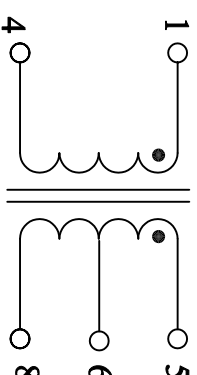
RECOMMENDED PCB LAYOUT



ELECTRICAL CHARACTERISTICS

OCL @ 100kHz, 0.250Vrms, 0 Adc. Pins (1 - 4); 382 - 711 uH
 DCR @ 20°C pins (1-4). 0.620 W max
 DCR @ 20°C pins (5-8). 2.50 W max
 Turns Ratio; pins (1-4):(5-6):1.0 : 1.375 : 1.375 +/- 3%.
 Hipot @ 500Vdc for 1 second; (5-core)
 Hipot @ 1250 Vac for 1 second; 1 to 5 & core.

SCHEMATIC



Notes:

- 1) All Dimensions are in millimeters unless otherwise specified.
- 2) Tolerances are .xx +/- .10, .xxx +/- .05 unless stated otherwise.
- 3) All soldering surfaces to be coplanar within .0178 mm (0.007").
- 4) wlly = (Date Code) R = (Revision Level)
- 5) PCB tolerances are +/- 0.1 unless stated otherwise.

COOPER ELECTRONIC TECHNOLOGIES

3601 Quantum Blvd, Boynton Beach, FL 33426

Transformer, Push-Pull

300kHz, 547 uH

ER 9.5, SMT, gull wing, 8 pads

Size Drawing Number: CTX02-14659

A Revision Level: 1 Sheet Number: 3 of 5

Mouser Electronics

Authorized Distributor

Click to View Pricing, Inventory, Delivery & Lifecycle Information:

Eaton:

[CTX02-14659](#)

Looking for pricing, stock, or lifecycle information?

Click below to explore more details on WIN SOURCE:

 [View CTX02-14659 on WIN SOURCE](#)

 [Eaton Bussmann Information](#)

Optimize Your Supply Chain with WIN SOURCE Solutions

-  Global Sourcing Solution
-  Obsolete Management
-  Cost Control Management
-  Shortage Management
-  Alternative Solution
-  Excess Inventory Management