




**THE DATASHEET OF  
XAL1580-452MED**



# Shielded Power Inductors XAL1580



- High current – up to 111 A; Very low DCR – 0.50 mOhms
- AEC-Q200 Grade 1 (–40°C to +125°C)
- Soft saturation makes them ideal for VRM/VRD applications.

**Core material** Composite

**Core and winding loss** [Go to online calculator](#)

**Environmental** RoHS compliant, halogen free

**Terminations** RoHS compliant tin-silver (96.5/3.5) over copper. Other terminations available at additional cost.

**Weight** 10.6 g

**Operating voltage:** 0 – 60 V

**Ambient temperature** –40°C to +125°C with (40°C rise) Irms current.

**Maximum part temperature** +165°C (ambient + temp rise). [Derating.](#)

**Storage temperature** Component: –55°C to +165°C.

Tape and reel packaging: –55°C to +80°C

**Resistance to soldering heat** Max three 40 second reflows at +260°C, parts cooled to room temperature between cycles

**Moisture Sensitivity Level (MSL)** 1 (unlimited floor life at <30°C / 85% relative humidity)

**Packaging** 300/13" reel Plastic tape: 32 mm wide, 0.3 mm thick, 24 mm pocket spacing, 8.5 mm pocket depth

**PCB washing** Tested to MIL-STD-202 Method 215 plus an additional aqueous wash. See [Doc787\\_PCB\\_Washing.pdf](#).

Part number <sup>1</sup>	Inductance <sup>2</sup> ±20% (µH)	DCR (mOhms) <sup>3</sup>		SRF typ <sup>4</sup> (MHz)	Isat <sup>5</sup> (A)	Irms (A) <sup>6</sup>	
		typ	max			20°C rise	40°C rise
XAL1580-401ME_	0.40	0.50	0.70	53.0	111	47.0	60.0
XAL1580-741ME_	0.74	0.72	0.86	35.1	86.0	43.2	59.7
XAL1580-102ME_	1.0	0.93	1.12	30.0	73.5	40.6	57.5
XAL1580-132ME_	1.3	1.15	1.38	26.2	65.0	34.6	46.7
XAL1580-182ME_	1.8	1.61	1.93	21.3	57.0	33.2	43.8
XAL1580-202ME_	2.0	1.91	2.29	20.1	51.0	29.5	39.9
XAL1580-302ME_	3.0	2.62	3.10	16.0	43.0	25.6	34.4
XAL1580-452ME_	4.5	3.82	4.58	12.5	34.2	20.4	27.0
XAL1580-532ME_	5.3	4.35	5.22	11.8	33.0	19.5	26.5
XAL1580-612ME_	6.1	5.66	6.79	11.7	31.0	16.9	22.6

**Irms Testing**

Irms testing was performed on 0.75 inch wide x 0.25 inch thick copper traces in still air.

Temperature rise is highly dependent on many factors including pcb land pattern, trace size, and proximity to other components. Therefore temperature rise should be verified in application conditions.

1. When ordering, please specify **termination** and **packaging** codes:

**XAL1580-612MED**

**Termination:** E = RoHS compliant tin-silver over copper.

**Special order:** T = RoHS tin-silver-copper (95.5/4/0.5) or S = non-RoHS tin-lead (63/37).

**Packaging:** D = 13" machine-ready reel, EIA-481 embossed plastic tape (300 parts per full reel). Quantities less than full reel available: in tape (not machine ready) or with leader and trailer (\$25 charge).

**B =** Less than full reel. In an effort to simplify our part numbering system, Coilcraft is eliminating the need for multiple packaging codes. When ordering, simply change the last letter of your part number from B to D.

2. Inductance tested at 1 MHz, 0.1 Vrms, 0 Adc.

3. DCR measured on a micro-ohmmeter.

4. SRF measured using Agilent/HP 4395A or equivalent.

5. DC current at 25°C that causes an inductance drop of 30% (typ) from its value without current.

[Click for temperature derating information.](#)

6. Current that causes the specified temperature rise from 25°C ambient. This information is for reference only and does not represent absolute maximum ratings. [Click for temperature derating information.](#)

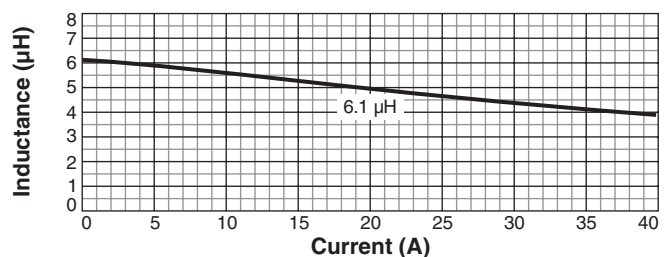
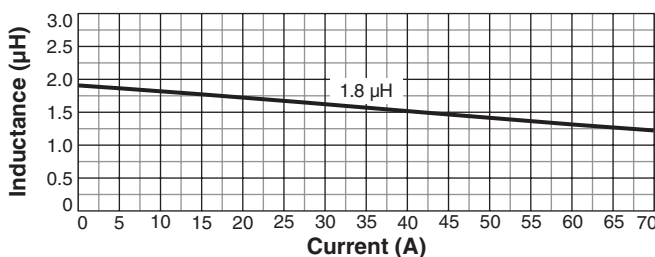
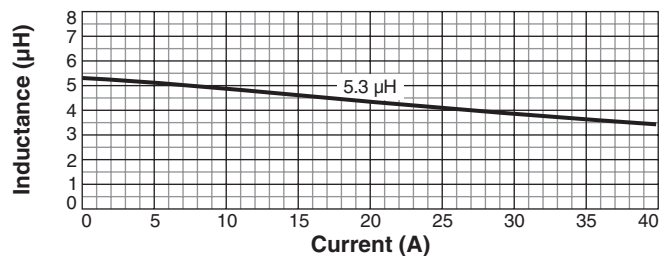
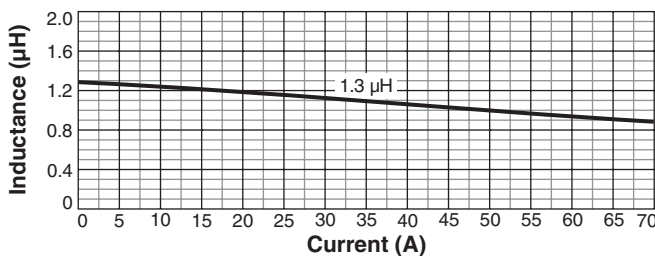
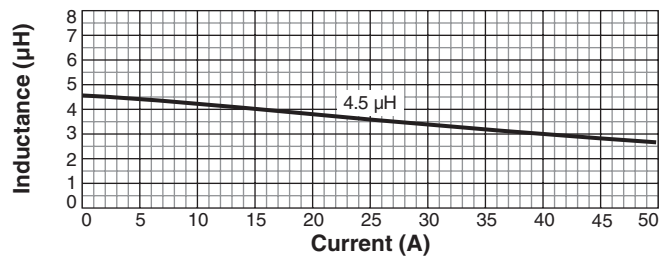
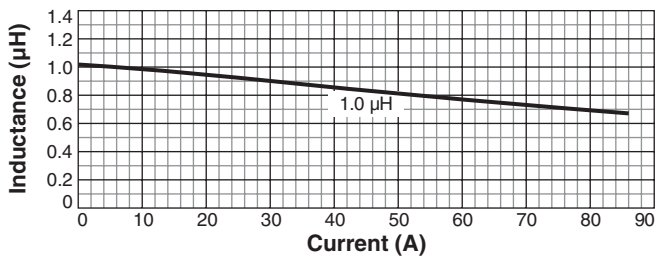
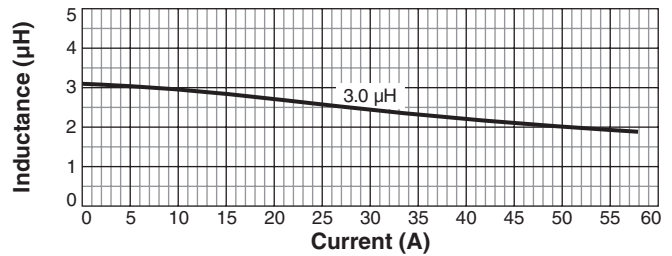
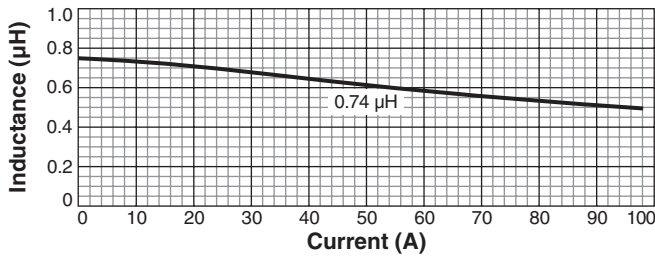
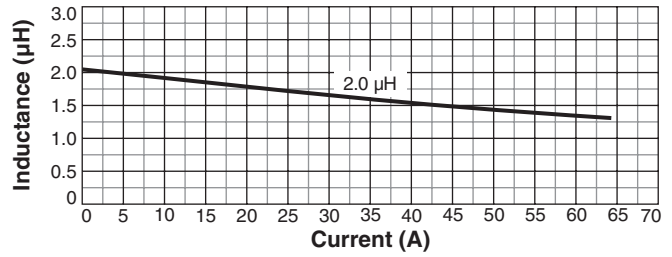
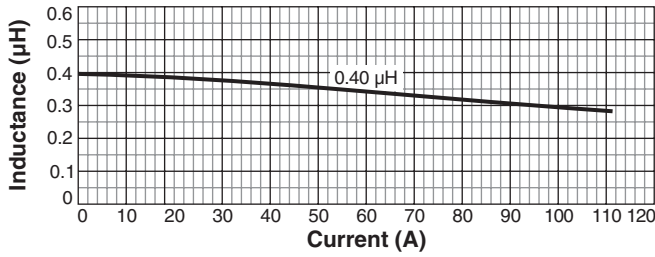
7. Electrical specifications at 25°C.

Refer to Doc 362 "Soldering Surface Mount Components" before soldering.



# Shielded Power Inductors – XAL1580

## Typical L vs Current



**US** +1-847-639-6400 sales@coilcraft.com  
**UK** +44-1236-730595 sales@coilcraft-europe.com  
**Taiwan** +886-2-2264 3646 sales@coilcraft.com.tw  
**China** +86-21-6218 8074 sales@coilcraft.com.cn  
**Singapore** + 65-6484 8412 sales@coilcraft.com.sg

Document 891-2 Revised 06/22/21

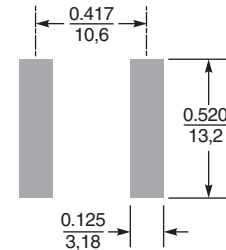
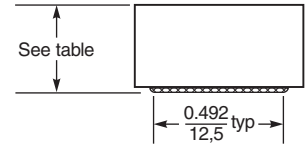
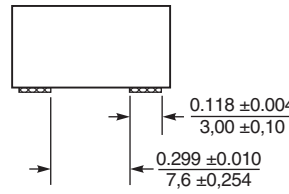
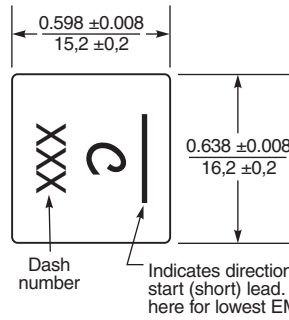
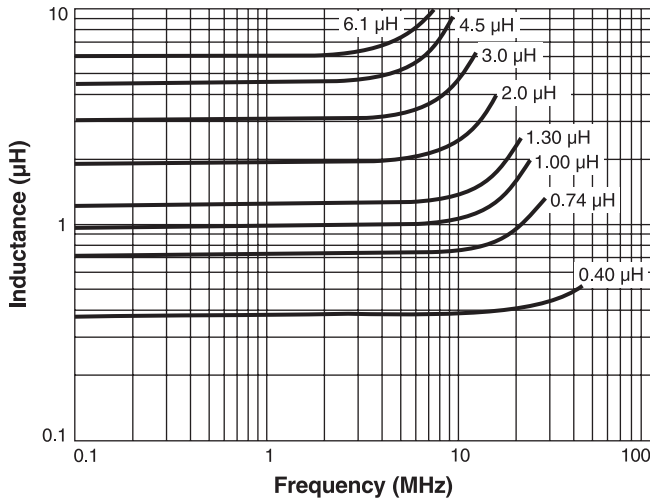
© Coilcraft Inc. 2023

This product may not be used in medical or high risk applications without prior Coilcraft approval. Specification subject to change without notice. Please check web site for latest information.



# Shielded Power Inductors – XAL1580

## Typical L vs Frequency



### Recommended Land Pattern

Dimensions are in  $\frac{\text{inches}}{\text{mm}}$

Dash number	Height* max (in / mm)
-401	0.323 / 8.2
-741	0.323 / 8.2
-102	0.323 / 8.2
-132	0.315 / 8.0
-182	0.315 / 8.0
-202	0.315 / 8.0
-302	0.315 / 8.0
-452	0.315 / 8.0
-532	0.315 / 8.0
-612	0.315 / 8.0

\* For optional tin-lead and tin-silver-copper terminations, dimensions are for the mounted part. Dimensions before mounting can be an additional 0.005 inch / 0.13 mm.

## Looking for pricing, stock, or lifecycle information?

Click below to explore more details on WIN SOURCE:

 [View XAL1580-452MED on WIN SOURCE](#)

 [Coilcraft Information](#)

## Optimize Your Supply Chain with WIN SOURCE Solutions

-  Global Sourcing Solution
-  Obsolete Management
-  Cost Control Management
-  Shortage Management
-  Alternative Solution
-  Excess Inventory Management