




**THE DATASHEET OF
T2M-115-01-L-D-RA-WT**



RUGGED TIGER EYE™ SYSTEMS

(2.00 mm) .0787" PITCH



MAX	8
3.8 A m p s	G b p s

FEATURES & BENEFITS

- Rugged Tiger Eye™ contact system for high reliability
- Wide range of stack heights (SMM/TMM Series)
- Right-angle mating headers available
- Optional metal latching, screw downs, weld tabs and locking clips
- Surface mount or through-hole
- Discrete wire assemblies available in 24-30 AWG PVC or *Teflon™ Fluoropolymer (See page 240). Contact asp@samtec.com for custom solutions
- Severe Environment Testing qualified (S2M/T2M); aligns with MIL-DTL-55302. Visit samtec.com/set



*Teflon™ is a trademark of The Chemours Company FC, LLC used under license by Samtec.



Optional strain relief and variety of wiring options



Components (ISD2/CC81) & tooling available: samtec.com/tooling


KEY SPECIFICATIONS (S2M/T2M)

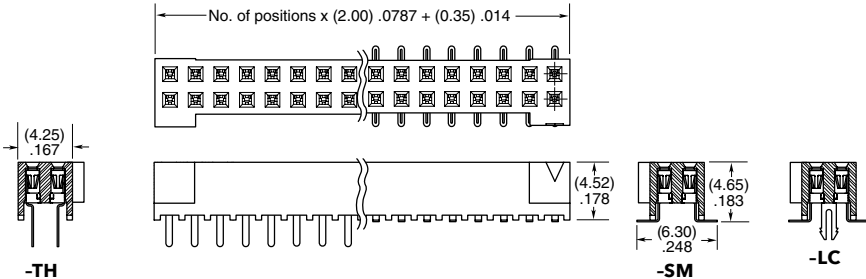
STACK HEIGHTS	INSULATOR MATERIAL	CONTACT MATERIAL	PLATING	OPERATING TEMP RANGE	CURRENT RATING	MAX. CYCLES	VOLTAGE RATING	LEAD-FREE SOLDERABLE
6 & 7 mm	Black LCP	BeCu (S2M) Phosphor Bronze (T2M)	Au or Sn over 50 μ" (1.27 μm) Ni	-55 °C to +125 °C	3.8 A (T2M) 2.6 A (S2M) (2 pins powered)	100 with 10 μ" (0.25 μm) Au	350 VAC	Yes

(2.00 mm) .0787" PITCH • HIGH-RELIABILITY CABLE INTERCONNECTS

SERIES	1	NO. OF POSITIONS	LEAD STYLE	PLATING OPTION	D	OPTIONS	PACKAGING
S2M Socket		05, 07, 10, 15, 20, 25, 30 (Per Row)	-01 = Through-hole -02 = Surface Mount	-F = Gold flash on contact, Matte Tin on tail -L = 10 μ" (0.25 μm) Gold on contact, Matte Tin on tail		-K = (5.50 mm) .217" DIA Polyimide film Pick & Place Pad (-02 only) -LC = Locking Clip (Manual placement required) (-02 only) -DS = Screw Down (N/A with -LC) (mates with -T2M-DS)	Leave blank for tube packaging -TR = Tape & Reel (-02 only) -FR = Full Reel Tape & Reel (must order max. quantity per reel; contact Samtec for quantity breaks) (-02 only)

S2M
Board Mates:
T2M
Cable Mates:
T2SD

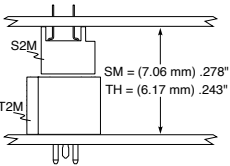


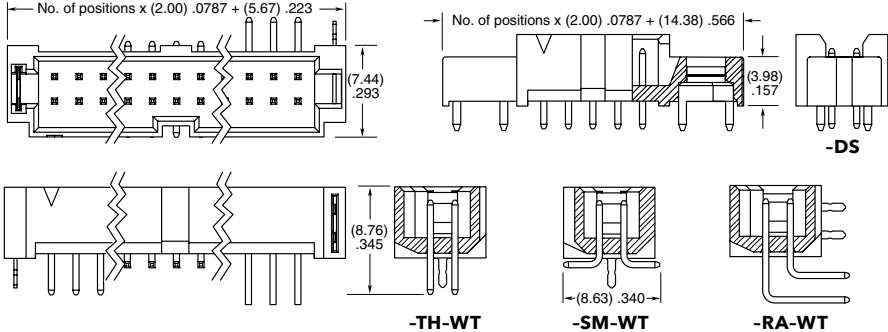


View complete specifications at: samtec.com?S2M

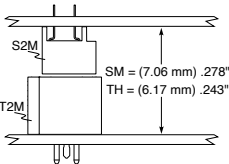
SERIES	1	NO. OF POSITIONS	01	PLATING OPTION	D	TAIL OPTION	OTHER OPTIONS	PACKAGING
T2M Header		05, 07, 10, 15, 20, 25, 30 (Per Row)		-L = 10 μ" (0.25 μm) Gold on contact, Matte Tin on tail		-TH = Through-hole -RA = Right-angle -SM = Surface Mount	-WT = Weld Tab (S2SD & S2SDT, -SR/-DR required mate) -DS = Screw Down (N/A with -RA) (mates with -S2M-DS, S2SD/S2SDT -SS/-DS option) -K = (7.50 mm) .295" DIA Polyimide film Pick & Place Pad (-SM only)	Leave blank for tube packaging -TR = Tape & Reel (-SM only) -FR = Full Reel Tape & Reel (must order max. quantity per reel; contact Samtec for quantity breaks) (-SM only)

T2M
Board Mates:
S2M
Cable Mates:
S2SD, S2SDT





MATED HEIGHT



Notes:
Severe Environment Testing qualified; aligns with MIL-DTL-55302. Visit samtec.com/set

Some lengths, styles and options are non-standard, non-returnable.

View complete specifications at: samtec.com?T2M

Looking for pricing, stock, or lifecycle information?

Click below to explore more details on WIN SOURCE:

- ⊖ [View T2M-115-01-L-D-RA-WT on WIN SOURCE](#)
- ⊖ [Samtec Inc. Information](#)

Optimize Your Supply Chain with WIN SOURCE Solutions

- ✓ Global Sourcing Solution
- ✓ Obsolete Management
- ✓ Cost Control Management
- ✓ Shortage Management
- ✓ Alternative Solution
- ✓ Excess Inventory Management