



**THE DATASHEET OF
23AR100KLFTR**



Single Turn Trimmer

Model 23



Features:

- 4 mm square
- Sealed single turn
- Cermet
- Surface mount

Electrical

Standard Resistance Range	100 Ohms to 2 Megohms
Standard Resistance Tolerance	±20%
Input Voltage	200 Vdc Max. or rms not to exceed power rating
Power Rating	0.25 Watts at 70°C derating to 0 at 125°C
End Resistance	1% or 3 Ohms Max., whichever is greater
Actual Electrical Travel	200° nominal
Dielectric Strength	500 Vrms
Insulation Resistance	100 Megohms Min.
Resolution	Essentially infinite
Contact Resistance Variation	2% or 3 Ohms Max., whichever is greater

Environmental

Seal	85°C Fluorinert® (No Leaks)
Temperature Coefficient	±100 ppm/°C (<200 Ohms or >1Meg = ±250 ppm/°C)
Operating Temperature Range	-55°C to +125°C
Thermal Shock	Five cycles -55°C to +125°C (2% ΔRT, 2% ΔVR)
Moisture Resistance	Ten 24 hour cycles (3% ΔRT)
Shock	6 ms sawtooth, 100 G's (1% ΔRT, 1% ΔVR)
Vibration	20 G's, 10 to 2,000 Hz (1% ΔRT, 1% ΔVR)
High Temperature Exposure	250 hours at 125°C (2% ΔRT, 2% ΔVR)
Rotational Life	100 cycles (5% ΔRT)
Load Life	1,000 hours at 70°C & 0.25 Watts (3% ΔRT, 1% ΔVR)
Resistance to Solder Heat	260°C for 10 sec. (1% ΔRT)

Mechanical

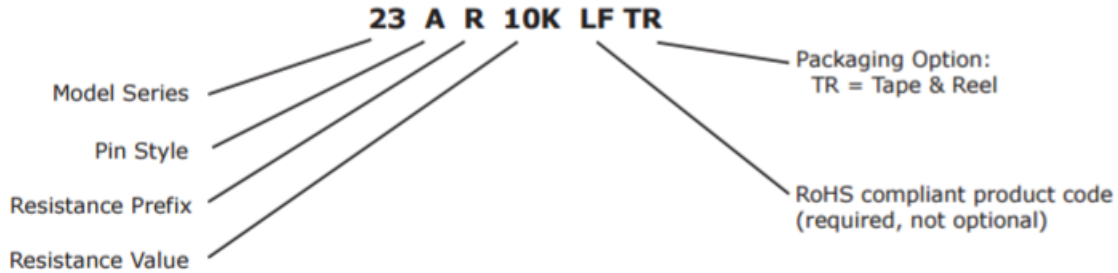
Mechanical Stops	Solid
Stop Strength	4 oz.-in. Min. (300 g-cm)
Torque	2 oz.-in. Max. (150 g-cm)
Weight	0.005 oz. nominal (0.14 grams)

General Note
TT Electronics reserves the right to make changes in product specification without notice or liability. All information is subject to TT Electronics' own data and is considered accurate at time of going to print.

© TT electronics plc

TT Electronics | BI Technologies
413 Rood RD, Suite 7
Calexico, CA 92231
Ph: + 1 (714) 447-2345
www.ttelectronics.com/bi-technologies
Issue B 04/2019 Page 1

Ordering Information



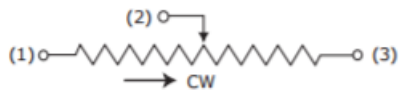
Packaging Information

Standard (no code): Boxes. Capacity = 100 units.

Option (TR code): Tape & Reel. All units oriented with #2 (slider) pin adjacent to sprocket holes.

	Pin Style	A,B	S
Tape	Width =	12 mm	12 mm
	Sprocket =	4 mm pitch	4 mm pitch
	Capacity =	500 units	750 units
Reel	Diameter =	7" (178 mm)	10" (254 mm)

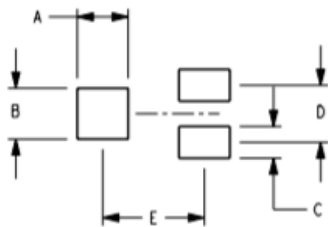
Circuit Diagram



Standard Resistance Values, Ohms

100	1K	10K	100K	1Meg
200	2K	20K	200K	2Meg
500	5K	50K	500K	

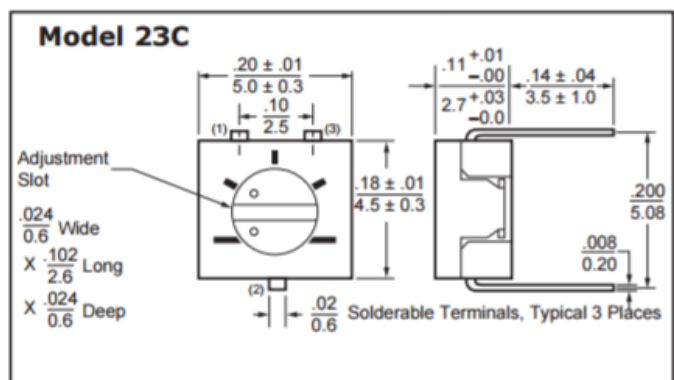
RECOMMENDED PCB LAYOUT



Inch/mm

	23A	23B	23S
A	$\frac{.079}{2.00}$	$\frac{.051}{1.3}$	$\frac{.079}{2.0}$
B	$\frac{.079}{2.00}$	$\frac{.079}{2.0}$	$\frac{.079}{2.0}$
C	$\frac{.051}{1.3}$	$\frac{.051}{1.3}$	$\frac{.051}{1.3}$
D	$\frac{.091}{2.3}$	$\frac{.091}{2.3}$	$\frac{.10}{2.54}$
E	$\frac{.157}{4.00}$	$\frac{.217}{5.5}$	$\frac{.137}{3.48}$

THROUGH HOLE



General Note

TT Electronics reserves the right to make changes in product specification without notice or liability. All information is subject to TT Electronics' own data and is considered accurate at time of going to print.

Looking for pricing, stock, or lifecycle information?

Click below to explore more details on WIN SOURCE:

 [View 23AR100KLFTR](#) on WIN SOURCE

 [TT Electronics](#) Information

Optimize Your Supply Chain with WIN SOURCE Solutions

-  Global Sourcing Solution
-  Obsolete Management
-  Cost Control Management
-  Shortage Management
-  Alternative Solution
-  Excess Inventory Management