



**THE DATASHEET OF  
A-DS 09 LL/Z**



3	4	5	6	7
---	---	---	---	---

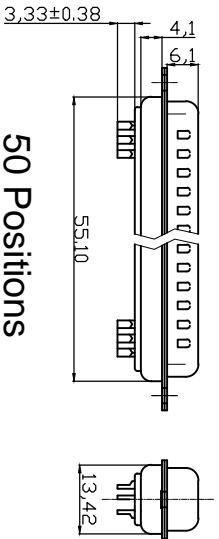
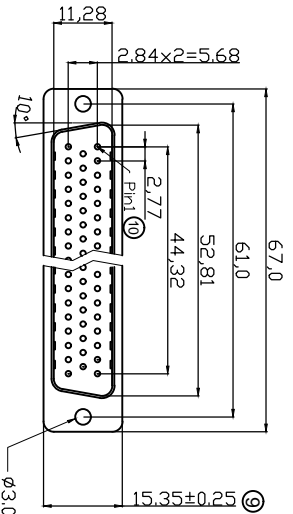
**Product Specification**

**Material**

- ⑨ Insulator : Glass-Filled Thermoplastic PBT, UL 94V-0
- ⑨ Contact : Copper alloy, plating: see order code
- ⑨ Shell: Steel ,100u"Tin Over 50u" min Copper

**Electrical**

- Contact Resistance : 20 milliohms Max at 1 AMP DC.
- Insulation Resistance : 1000 megohms at 500 VDC
- Dielectric Withstanding Voltage : 1000 VAC/rms 60Hz for 1 minute
- Current Rating : 3 AMP
- Voltage Rating : 250 VAC/rms 60Hz
- ⑤ Durability :250 mating cycles
- Operating Temperature : -55°C+105°C
- ⑦ Soldering Temperature : 245±5°C in 10s
- ⑧ Recommended wire size: 28~30AWG



**50 Positions**

ORDERING CODE									
⑪ Style		Gender		No of contacts		Plating specification		Insulator color	
A -	D	x	xx	LL	LL	x	x	-	xx
A -	D	F Female	09	LL	Z Gold selective tin	-	Blank	White	
		S Male	15		G Gold flash		BK	Black	
			25				GY	Gray	
			37						
			50						

Dimensions					
Positions	A	B	C	E	F
9	30.81	24.99	16.92	11.08	19.20
15	39.20	33.30	25.25	19.39	27.70
25	53.04	47.04	38.96	33.24	41.10
37	69.40	63.50	55.42	49.86	57.30

Free RANGE	⑫ Update the pin1 on the page 2	16.01.2024	Peter		Date	Name	<p>ASSMANN WSW-No. ⑨ A-Dx xx LL/x-xx</p>	Customer-No.
±0.38	⑬ Add PN	21.07.2022	Daniel	Drawn	15.08.2012	Lucas		
±0.25	⑩ Show the pin1 in drawing	22.10.2021	Daniel	Approved	16.01.2024	Peter		
±0.13	⑨ Add PN and update dimension	09.03.2021	Daniel					
TOL ±3°	⑧ Add recommended wire size	17.01.2019	Xavier				Drawing-No.	ASS 4884 CO
±1°	⑦ Add solder temperature	16.07.2018	Xavier				Replace	rev12
TOL	⑦ Id.	Modification	Date	Name			Sheet	1/2

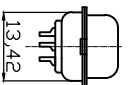
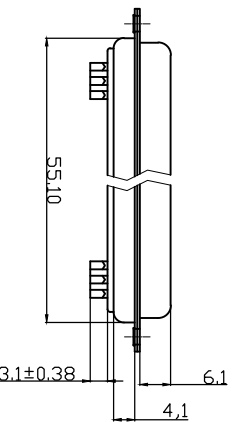
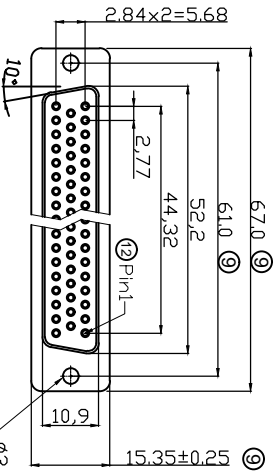
3	4	5	6	7
---	---	---	---	---

3	4	5	6	7
---	---	---	---	---

Product Specification  
Material  
⑨ Insulator : Glass-Filled Thermoplastic PBT UL94V-0  
⑩ Contact : Copper Alloy , plating: see order code  
⑪ Shell: Steel 100u" Tin Over 50u" min Copper

Electrical

- Contact Resistance : 20 milliohms Max at 1 AMP DC.
- Insulation Resistance : 1000 megohms at 500 VDC
- Dielectric Withstanding Voltage : 1000 VAC/rms 60Hz for 1 minute
- Current Rating : 3 AMP
- Voltage Rating : 250 VAC/rms 60Hz
- ⑤ Durability :250 mating cycles
- Operating Temperature : -55°C+105°C
- ⑦ Soldering Temperature : 245±5°C in 10s
- ⑧ Recommended wire size: 28~30AWG



D-SUB	
ORDERING CODE	

⑪	Style	Gender	No of contacts	Plating specification	Insulator color
A -	D	x	xx	LL/ x	- xx

A -	D	F Female	09	LL/	Z Gold selective tin	-	Blank	White
		S Male	15		G Gold flash		BK	Black
			25				GY	Grey
			37					
			50					

Dimensions		A	B	D	E	F
Positions		30.81	24.99	16.33	11.08	19.20
9		39.20	33.30	24.70	19.39	27.70
15		53.05	47.04	38.40	33.24	41.10
25		69.40	63.50	54.84	49.86	57.30
37						

Free	⑫	Update the pin1 on the page 2	16.01.2024	Peter		Date	Name	Customer-No.
------	---	-------------------------------	------------	-------	--	------	------	--------------

RANGE	⑬	Add PN	21.07.2022	Daniel	Drawn	15.08.2012	Lucas	ASSMANN WSW-No. ⑨ A-Dx xx LL/x-xx
±0.38	⑭	Show the pin1 in drawing	22.10.2021	Daniel	Approved	16.01.2024	Peter	

±0.25	⑮	Show the pin1 in drawing	22.10.2021	Daniel	Approved	16.01.2024	Peter	ASSMANN WSW-No. ⑨ A-Dx xx LL/x-xx
±0.13	⑯	Add PN and update dimension	09.03.2021	Daniel				

TOL	⑰	Add recommended wire size	17.01.2019	Xavier				Drawing-No. ASS 4884 CO
±3°	⑱	Add solder temperature	16.07.2018	Xavier				

±1°	⑲	Add solder temperature	16.07.2018	Xavier				Drawing-No. ASS 4884 CO
TOL	⑳	Modification						



3	4	5	6	7
---	---	---	---	---



Replace	rev12	Sheet 2/2
---------	-------	-----------

## Looking for pricing, stock, or lifecycle information?

Click below to explore more details on WIN SOURCE:

-  [View A-DS 09 LL/Z on WIN SOURCE](#)
-  [Assmann WSW Components](#) Information

## Optimize Your Supply Chain with WIN SOURCE Solutions

-  Global Sourcing Solution
-  Obsolete Management
-  Cost Control Management
-  Shortage Management
-  Alternative Solution
-  Excess Inventory Management