



**THE DATASHEET OF
TMPC 0603H-1R5MG-D**



SMD Power Choke Coil

TMPC-Series(G)

1. Features

1. Low loss realized with low DCR.
2. High performance realized by metal dust core.
3. Ultra low buzz noise, due to composite construction.
4. 100% Lead(Pb)-Free and RoHS compliant.

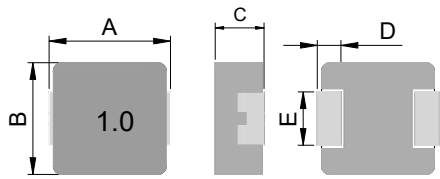


2. Applications

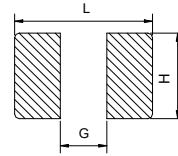
Commercial applications

3. Dimensions

Recommend PC Board Pattern

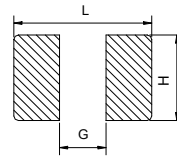
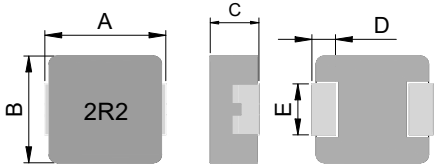


leadframe



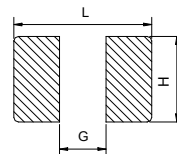
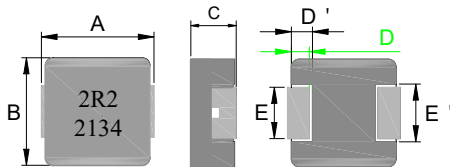
Note: 1.PCB layout is referred to standard IPC-7351B
 2. The above PCB layout reference only.
 3. Recommend solder paste thickness at 0.12mm and above.

| Series | A(mm) | B(mm) | C(mm) | D(mm) | E(mm) | L(mm) | G(mm) | H(mm) |
|-----------|---------|---------|---------|---------|---------|-------|-------|-------|
| TMPC0312H | 3.5±0.2 | 3.2±0.2 | 1.0±0.2 | 0.7±0.2 | 1.2±0.2 | 4.1 | 1.9 | 1.45 |
| TMPC0315H | 3.5±0.3 | 3.2±0.2 | 1.3±0.2 | 0.7±0.2 | 1.2±0.2 | 4.1 | 1.9 | 1.45 |
| TMPC0318H | 3.5±0.3 | 3.2±0.2 | 1.6±0.2 | 0.7±0.2 | 1.2±0.2 | 4.1 | 1.9 | 1.45 |
| TMPC0302H | 3.5±0.2 | 3.2±0.2 | 1.8±0.2 | 0.7±0.2 | 1.2±0.2 | 4.1 | 1.9 | 1.45 |



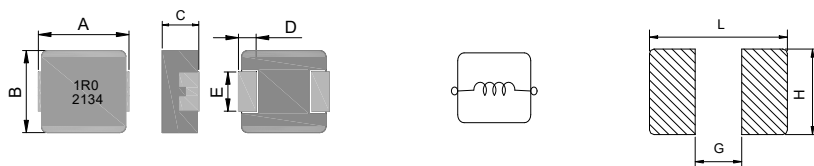
Note: 1.PCB layout is referred to standard IPC-7351B
 2. The above PCB layout reference only.
 3. Recommend solder paste thickness at 0.12mm and above.

| Series | A(mm) | B(mm) | C(mm) | D(mm) | E(mm) | L(mm) | G(mm) | H(mm) |
|------------|-----------|-----------|---------|-----------|----------|-------|-------|-------|
| TMPC0412HP | 4.45±0.25 | 4.06±0.25 | 1.0±0.2 | 0.76±0.30 | 2.0±0.20 | 5.2 | 2.2 | 2.4 |
| TMPC0415HP | 4.45±0.25 | 4.06±0.25 | 1.3±0.2 | 0.76±0.30 | 2.0±0.20 | 5.2 | 2.2 | 2.4 |
| TMPC0418HP | 4.45±0.25 | 4.06±0.25 | 1.6±0.2 | 0.76±0.30 | 2.0±0.20 | 5.2 | 2.2 | 2.3 |
| TMPC0402HP | 4.45±0.25 | 4.06±0.25 | 1.8±0.2 | 0.76±0.30 | 2.0±0.20 | 5.2 | 2.2 | 2.4 |



Note: 1.PCB layout is referred to standard IPC-7351B
 2. The above PCB layout reference only.
 3. Recommend solder paste thickness at 0.12mm and above.

| Series | A(mm) | B(mm) | C(mm) | D(mm) | D'(mm) | E(mm) | E'(mm) | L(mm) | G(mm) | H(mm) |
|----------|---------|---------|---------|---------|---------|---------|---------|-------|-------|-------|
| TMPC053T | 4.9±0.3 | 4.7±0.2 | 2.8±0.2 | 1.0±0.3 | 1.5±0.1 | 1.5±0.3 | 2.0±0.2 | 7.0 | 3.0 | 2.5 |



Note1 (TMPC05XX)
 1. The above PCB layout reference only.
 2. Recommend solder paste thickness at 0.12mm and above.

Note2 (TMPC06XX)
 1. The above PCB layout reference only.
 2. Recommend solder paste thickness at 0.15mm and above.

| Series | A(mm) | B(mm) | C(mm) | D(mm) | E(mm) | L(mm) | G(mm) | H(mm) |
|------------|---------|---------|---------|----------|---------|-------|-------|-------|
| TMPC0512HP | 5.7±0.3 | 5.2±0.2 | 1.0±0.2 | 1.1±0.3 | 2.5±0.3 | 6.2 | 2.2 | 2.8 |
| TMPC0515HP | 5.7±0.3 | 5.2±0.2 | 1.3±0.2 | 1.1±0.3 | 2.5±0.3 | 6.2 | 2.2 | 2.8 |
| TMPC0518HP | 5.7±0.3 | 5.2±0.2 | 1.6±0.2 | 1.1±0.3 | 2.5±0.3 | 6.2 | 2.2 | 2.8 |
| TMPC0502HP | 5.7±0.3 | 5.2±0.2 | 1.8±0.2 | 1.1±0.3 | 2.5±0.3 | 6.2 | 2.2 | 2.8 |
| TMPC0503H | 5.7±0.3 | 5.2±0.2 | 2.8±0.2 | 1.1±0.3 | 1.5±0.2 | 6.2 | 2.5 | 1.8 |
| TMPC0503HP | 5.7±0.3 | 5.2±0.2 | 2.8±0.2 | 1.1±0.3 | 2.5±0.3 | 6.5 | 2.5 | 2.8 |
| TMPC0612H | 7.0±0.3 | 6.6±0.3 | 1.0±0.2 | 1.8±0.3 | 2.5±0.3 | 7.7 | 2.5 | 3.0 |
| TMPC0615H | 7.0±0.3 | 6.6±0.3 | 1.3±0.2 | 1.8±0.3 | 3.0±0.3 | 7.7 | 2.5 | 3.5 |
| TMPC0618H | 7.0±0.3 | 6.6±0.3 | 1.6±0.2 | 1.8±0.3 | 3.0±0.3 | 7.7 | 2.5 | 3.5 |
| TMPC0602H | 7.0±0.3 | 6.6±0.3 | 1.8±0.2 | 1.8±0.3 | 3.0±0.3 | 7.7 | 2.5 | 3.5 |
| TMPC0624H | 7.3±0.3 | 6.6±0.3 | 2.2±0.2 | 1.8±0.3 | 3.0±0.3 | 7.7 | 2.5 | 3.5 |
| TMPC0603H | 7.3±0.3 | 6.6±0.3 | 2.8±0.2 | 1.8±0.3 | 3.0±0.3 | 8.4 | 2.5 | 3.5 |
| TMPC0604H | 7.3±0.3 | 6.6±0.3 | 3.8±0.2 | 1.8±0.30 | 3.0±0.3 | 8.4 | 2.5 | 3.5 |
| TMPC0605H | 7.3±0.3 | 6.6±0.3 | 4.8±0.2 | 1.8±0.3 | 3.0±0.3 | 8.4 | 2.5 | 3.5 |

4. Part Numbering

TMPC **0302** **H** - **1R0** **MG**
 A B C D E

A: Series
 B: Dimension BxC
 C: Type Carbonyl Powder.
 D: Inductance 1R0=1.00uH
 E: Inductance Tolerance M=±20%,Y=±30%, One-way Black marking

TMPC **0412** **HP** - **2R2** **MG** - **Z02**
 A B C D E F

A: Series
 B: Dimension BxC
 C: Type H: Carbonyl powder; P: PAD broaden
 D: Inductance 2R2=2.20uH
 E: Inductance Tolerance M=±20%; Y=±30%
 F: Control S/N One-way Black marking

TMPC **053** **T** - **1R0** **MG** - **V01**
 A B C D E F

A: Series
 B: Dimension BxC
 C: Type Carbonyl Powder.
 D: Inductance 1R0=1.00uH
 E: Inductance Tolerance M= ±20%
 F: Control S/N Marking: Black.1R0 and 2134(21 YY, 34WW, follow production date).

TMPC **0512** **HP** - **2R2** **MG** - **D**
 A B C D E F

A: Series
 B: Dimension BxC
 C: Type H: Carbonyl powder, P: PAD broaden
 D: Inductance 2R2=2.2uH
 E: Inductance Tolerance M=±20%; Y=±30%
 F: D/C Marking: Black.2R2 and 2134(21 YY,34WW, follow production date).

TMPC **0624** **H** - **1R0** **MG** - **Z02** - **D**
 A B C D E F G

A: Series
 B: Dimension BxC
 C: Type Carbonyl Powder.
 D: Inductance 1R0=1.00uH
 E: Inductance Tolerance M= ±20%
 F: Control S/N
 G: Date Marking: Black.1R0 and 2134(21 YY, 34WW, follow production date).

5. Specification

| Part Number | Inductance L0 (uH) ±20% | I rms (A) Typ | I sat (A) Typ | DCR(mΩ) Typ | DCR(mΩ) Max |
|-----------------|-------------------------------|--------------------|--------------------|----------------|----------------|
| TMPC0312H-R15YG | 0.15±30% | 10 | 14 | 9.6 | 11 |
| TMPC0312H-R22MG | 0.22 | 6.5 | 10 | 14 | 17 |
| TMPC0312H-R33MG | 0.33 | 6.2 | 9.2 | 16 | 20 |
| TMPC0312H-R47MG | 0.47 | 5.0 | 7.2 | 25 | 30 |
| TMPC0312H-R56MG | 0.56 | 4.5 | 6.6 | 31 | 36 |
| TMPC0312H-R68MG | 0.68 | 4.0 | 6.1 | 34 | 40 |
| TMPC0312H-R82MG | 0.82 | 3.5 | 5.8 | 41 | 48 |
| TMPC0312H-1R0MG | 1.00 | 3.3 | 5.5 | 50 | 60 |
| TMPC0312H-1R5MG | 1.50 | 3.0 | 4.0 | 71 | 85 |
| TMPC0312H-2R2MG | 2.20 | 2.7 | 3.4 | 98 | 115 |
| TMPC0312H-3R3MG | 3.30 | 2.0 | 3.1 | 191 | 210 |
| TMPC0312H-4R7MG | 4.70 | 1.6 | 2.8 | 266 | 293 |
| TMPC0312H-5R6MG | 5.6 | 1.5 | 2.2 | 310 | 360 |
| TMPC0312H-6R8MG | 6.80 | 1.4 | 2.0 | 360 | 400 |
| TMPC0312H-8R2MG | 8.20 | 1.2 | 1.7 | 420 | 463 |
| TMPC0312H-100MG | 10.0 | 1.0 | 1.4 | 498 | 550 |

| Part Number | Inductance L0 (uH)±20% | I rms (A) | I sat (A) | DCR(mΩ) Typ | DCR(mΩ) Max |
|-----------------|---------------------------|-------------|-------------|----------------|----------------|
| TMPC0315H-R22MG | 0.22 | 7.0 | 10.8 | 14 | 17 |
| TMPC0315H-R47MG | 0.47 | 5.5 | 8.0 | 23.3 | 28 |
| TMPC0315H-R56MG | 0.56 | 5.0 | 7.2 | 28 | 33 |
| TMPC0315H-R68MG | 0.68 | 4.5 | 6.5 | 34 | 42 |
| TMPC0315H-1R0MG | 1.00 | 3.6 | 5.8 | 41 | 50 |
| TMPC0315H-1R5MG | 1.50 | 3.4 | 4.0 | 64 | 77 |
| TMPC0315H-2R2MG | 2.20 | 3.2 | 3.8 | 82 | 98 |
| TMPC0315H-3R3MG | 3.30 | 2.5 | 3.2 | 170 | 205 |
| TMPC0315H-4R7MG | 4.70 | 1.9 | 2.8 | 220 | 264 |
| TMPC0315H-5R6MG | 5.60 | 1.7 | 2.3 | 265 | 318 |
| TMPC0315H-6R8MG | 6.80 | 1.5 | 2.0 | 290 | 348 |
| TMPC0315H-8R2MG | 8.20 | 1.3 | 1.8 | 390 | 468 |
| TMPC0315H-100MG | 10.0 | 1.2 | 1.6 | 435 | 522 |

| Part Number | Inductance L0 (uH)±20% | I rms (A) Typ | I sat (A) Typ | DCR(mΩ) Typ | DCR(mΩ) Max |
|-----------------|---------------------------|--------------------|--------------------|----------------|----------------|
| TMPC0318H-R47MG | 0.47 | 6 | 8.5 | 21.5 | 25 |
| TMPC0318H-R56MG | 0.56 | 5 | 8 | 21 | 26 |
| TMPC0318H-R68MG | 0.68 | 5 | 6.5 | 29 | 33.5 |
| TMPC0318H-1R0MG | 1.00 | 3.8 | 5 | 38 | 44 |
| TMPC0318H-1R5MG | 1.50 | 3.5 | 4 | 56 | 65 |
| TMPC0318H-2R2MG | 2.20 | 3.3 | 3.7 | 73 | 85 |
| TMPC0318H-3R3MG | 3.30 | 2.7 | 3.3 | 136 | 158 |
| TMPC0318H-4R7MG | 4.70 | 2.3 | 2.9 | 180 | 208 |
| TMPC0318H-5R6MG | 5.60 | 1.9 | 2.3 | 238 | 275 |
| TMPC0318H-6R8MG | 6.80 | 1.5 | 2.1 | 275 | 320 |
| TMPC0318H-8R2MG | 8.20 | 1.4 | 1.9 | 350 | 405 |
| TMPC0318H-100MG | 10.0 | 1.3 | 1.6 | 375 | 450 |
| TMPC0318H-150MG | 15.0 | 1.2 | 1.5 | 520 | 600 |

| Part Number | Inductance L0 (uH) ±20% | I rms (A) Typ | I sat (A) Typ | DCR(mΩ) Typ | DCR(mΩ) Max |
|-----------------|-------------------------------|--------------------|--------------------|----------------|----------------|
| TMPC0302H-R10YG | 0.10±30% | 10.5 | 14 | 6.6 | 9.0 |
| TMPC0302H-R22YG | 0.22±30% | 9.0 | 11.2 | 11 | 14 |
| TMPC0302H-R33MG | 0.33 | 8.0 | 10 | 17 | 21 |
| TMPC0302H-R47MG | 0.47 | 7.0 | 9.0 | 19.7 | 23 |
| TMPC0302H-R68MG | 0.68 | 5.5 | 7.0 | 25.5 | 29 |
| TMPC0302H-1R0MG | 1.00 | 4.0 | 5.0 | 32 | 38 |
| TMPC0302H-1R5MG | 1.50 | 3.8 | 4.0 | 42 | 50 |
| TMPC0302H-2R2MG | 2.20 | 3.5 | 3.7 | 65 | 75 |
| TMPC0302H-3R3MG | 3.30 | 3.0 | 3.5 | 125 | 145 |
| TMPC0302H-4R7MG | 4.70 | 2.6 | 3.0 | 172 | 200 |
| TMPC0302H-5R6MG | 5.60 | 2.2 | 2.6 | 205 | 238 |
| TMPC0302H-6R8MG | 6.80 | 1.9 | 2.2 | 260 | 300 |
| TMPC0302H-8R2MG | 8.20 | 1.6 | 1.9 | 340 | 390 |
| TMPC0302H-100MG | 10.0 | 1.4 | 1.6 | 366 | 422 |

| Part Number | Inductance L0 (uH)±20% | I rms (A) Typ | I sat (A) Typ | DCR(mΩ) Typ | DCR(mΩ) Max |
|----------------------|---------------------------|--------------------|--------------------|----------------|----------------|
| TMPC0412HP-R10YG-Z02 | 0.10±30% | 11.5 | 25 | 4.3 | 5.5 |
| TMPC0412HP-R15YG-Z02 | 0.15±30% | 10 | 21.5 | 5.5 | 6.8 |
| TMPC0412HP-R22MG-Z02 | 0.22 | 8.5 | 20 | 6.6 | 8.0 |
| TMPC0412HP-R33MG-Z02 | 0.33 | 7.0 | 11 | 13.6 | 16 |
| TMPC0412HP-R47MG-Z02 | 0.47 | 6.0 | 6.5 | 18 | 20 |
| TMPC0412HP-R68MG-Z02 | 0.68 | 5.0 | 6.0 | 32 | 37 |
| TMPC0412HP-1R0MG-Z02 | 1.00 | 4.0 | 6.0 | 41 | 47 |
| TMPC0412HP-1R5MG-Z02 | 1.50 | 3.0 | 4.0 | 55 | 63.3 |
| TMPC0412HP-2R2MG-Z02 | 2.20 | 2.8 | 3.5 | 69.2 | 80 |
| TMPC0412HP-3R3MG-Z02 | 3.30 | 2.3 | 3.0 | 84 | 97 |
| TMPC0412HP-4R7MG-Z02 | 4.70 | 2.0 | 2.5 | 128 | 145 |
| TMPC0412HP-5R6MG-Z02 | 5.60 | 1.7 | 2.3 | 180 | 208 |
| TMPC0412HP-6R8MG-Z02 | 6.80 | 1.5 | 1.7 | 300 | 360 |
| TMPC0412HP-8R2MG-Z02 | 8.20 | 1.4 | 1.6 | 313 | 376 |
| TMPC0412HP-100MG-Z02 | 10.0 | 1.3 | 1.4 | 410 | 463 |
| TMPC0412HP-220MG-Z02 | 22.0 | 0.8 | 1.0 | 950 | 1050 |

| Part Number | Inductance L0 (uH)±20% | I rms (A) Typ | I sat (A) Typ | DCR(mΩ) Typ | DCR(mΩ) Max |
|----------------------|---------------------------|--------------------|--------------------|----------------|----------------|
| TMPC0415HP-47NMG-Z02 | 0.047 | 20.5 | 48 | 2.1 | 2.5 |
| TMPC0415HP-R10YG-Z02 | 0.10±30% | 16 | 32 | 3.2 | 4.0 |
| TMPC0415HP-R22MG-Z02 | 0.22 | 10 | 20 | 6.5 | 7.8 |
| TMPC0415HP-R47MG-Z02 | 0.47 | 8.0 | 11 | 15 | 19 |
| TMPC0415HP-R56MG-Z02 | 0.56 | 7.2 | 10 | 17 | 20.5 |
| TMPC0415HP-R68MG-Z02 | 0.68 | 6.5 | 8.5 | 19 | 21.5 |
| TMPC0415HP-1R0MG-Z02 | 1.00 | 5.0 | 7.0 | 34 | 40 |
| TMPC0415HP-2R2MG-Z02 | 2.20 | 3.2 | 4.0 | 63 | 72 |
| TMPC0415HP-4R7MG-Z02 | 4.70 | 2.2 | 2.8 | 120 | 140 |
| TMPC0415HP-6R8MG-Z02 | 6.80 | 1.7 | 2.3 | 230 | 276 |
| TMPC0415HP-100MG-Z02 | 10.0 | 1.5 | 1.9 | 345 | 400 |

| Part Number | Inductance L0 (uH)±20% | I rms (A) Typ | I sat (A) Typ | DCR(mΩ) Typ | DCR(mΩ) Max |
|----------------------|------------------------|-----------------|-----------------|-------------|-------------|
| TMPC0418HP-R22MG-Z02 | 0.22 | 12.0 | 21.0 | 6.6 | 7.3 |
| TMPC0418HP-R33MG-Z02 | 0.33 | 9.0 | 16.0 | 8.5 | 9.5 |
| TMPC0418HP-R56MG-Z02 | 0.56 | 6.0 | 9.0 | 16 | 20 |
| TMPC0418HP-R68MG-Z02 | 0.68 | 5.8 | 8.5 | 18.5 | 22 |
| TMPC0418HP-1R0MG-Z02 | 1.00 | 4.8 | 6.9 | 24.5 | 30 |
| TMPC0418HP-1R5MG-Z02 | 1.50 | 4.1 | 5.6 | 33 | 38 |
| TMPC0418HP-2R2MG-Z02 | 2.20 | 3.5 | 4.2 | 39 | 45 |
| TMPC0418HP-3R3MG-Z02 | 3.30 | 3.0 | 3.6 | 82 | 100 |
| TMPC0418HP-4R7MG-Z02 | 4.70 | 2.3 | 3.0 | 106 | 130 |
| TMPC0418HP-5R6MG-Z02 | 5.60 | 2.1 | 2.8 | 125 | 150 |
| TMPC0418HP-6R8MG-Z02 | 6.80 | 1.95 | 2.6 | 150 | 180 |
| TMPC0418HP-8R2MG-Z02 | 8.20 | 1.80 | 2.4 | 198 | 235 |
| TMPC0418HP-100MG-Z02 | 10.0 | 1.65 | 2.1 | 220 | 265 |

| Part Number | Inductance L0 (uH)±20% | I rms (A) Typ | I sat (A) Typ | DCR(mΩ) Typ | DCR(mΩ) Max |
|----------------------|------------------------|-----------------|-----------------|-------------|-------------|
| TMPC0402HP-R10YG-Z02 | 0.10±30% | 14.0 | 35.0 | 3.2 | 4.0 |
| TMPC0402HP-R22YG-Z02 | 0.22±30% | 13.0 | 24.0 | 6.6 | 7.3 |
| TMPC0402HP-R33MG-Z02 | 0.33 | 10.0 | 18.0 | 7.8 | 8.6 |
| TMPC0402HP-R47MG-Z02 | 0.47 | 8.00 | 12.0 | 11.2 | 14 |
| TMPC0402HP-R56MG-Z02 | 0.56 | 7.30 | 10.0 | 13.5 | 16 |
| TMPC0402HP-R68MG-Z02 | 0.68 | 7.00 | 10.0 | 16 | 19 |
| TMPC0402HP-1R0MG-Z02 | 1.00 | 5.00 | 8.50 | 22 | 27 |
| TMPC0402HP-1R5MG-Z02 | 1.50 | 4.50 | 7.00 | 34.8 | 42 |
| TMPC0402HP-2R2MG-Z02 | 2.20 | 4.00 | 6.00 | 51 | 61 |
| TMPC0402HP-3R3MG-Z02 | 3.30 | 3.50 | 4.00 | 69 | 76 |
| TMPC0402HP-4R7MG-Z02 | 4.70 | 2.60 | 3.50 | 95 | 105 |
| TMPC0402HP-5R6MG-Z02 | 5.60 | 2.20 | 3.00 | 112 | 125 |
| TMPC0402HP-6R8MG-Z02 | 6.80 | 2.10 | 2.80 | 150 | 172 |
| TMPC0402HP-8R2MG-Z02 | 8.20 | 2.00 | 2.50 | 158 | 180 |
| TMPC0402HP-100MG-Z02 | 10.0 | 1.80 | 2.30 | 215 | 243 |
| TMPC0402HP-150MG-Z02 | 15.0 | 1.50 | 1.90 | 325 | 374 |
| TMPC0402HP-220MG-Z02 | 22.0 | 1.20 | 1.40 | 470 | 500 |

| Part Number | Inductance L0 (uH)±20% | I rms (A) Typ | I sat (A) Typ | DCR(mΩ) Typ | DCR(mΩ) Max |
|--------------------|------------------------|-----------------|-----------------|-------------|-------------|
| TMPC053T-R10MG-V01 | 0.10 | 20.0 | 34.0 | 2.0 | 2.5 |
| TMPC053T-R22MG-V01 | 0.22 | 14.0 | 20.0 | 3.5 | 3.9 |
| TMPC053T-R33MG-V01 | 0.33 | 13.0 | 19.0 | 4.7 | 5.4 |
| TMPC053T-R47MG-V01 | 0.47 | 10.0 | 16.0 | 7.1 | 8.1 |
| TMPC053T-R56MG-V01 | 0.56 | 9.5 | 15.0 | 7.3 | 8.4 |
| TMPC053T-R68MG-V01 | 0.68 | 8.5 | 14.0 | 8.1 | 9.0 |
| TMPC053T-1R0MG-V01 | 1.00 | 7.0 | 11.0 | 12.5 | 14.0 |
| TMPC053T-1R5MG-V01 | 1.50 | 6.0 | 10.0 | 17.0 | 22.0 |
| TMPC053T-2R2MG-V01 | 2.20 | 5.5 | 9.0 | 24.0 | 27.0 |
| TMPC053T-3R3MG-V01 | 3.30 | 5.0 | 7.0 | 32.0 | 38.0 |
| TMPC053T-4R7MG-V01 | 4.70 | 4.5 | 5.0 | 50.0 | 60.0 |
| TMPC053T-100MG-V01 | 10.0 | 3.3 | 3.7 | 104.0 | 125.0 |

| Part Number | Inductance L0 (uH)±20% | I rms (A) Typ | I sat (A) Typ | DCR (mΩ) Typ | DCR (mΩ) Max |
|--------------------|---------------------------|--------------------|--------------------|-----------------|-----------------|
| TMPC0512HP-R10YG-D | 0.10±30% | 14 | 14.5 | 4.3 | 5.2 |
| TMPC0512HP-R15YG-D | 0.15±30% | 12 | 14.2 | 4.5 | 6.0 |
| TMPC0512HP-R22MG-D | 0.22 | 10.7 | 14.0 | 5.5 | 6.7 |
| TMPC0512HP-R33MG-D | 0.33 | 8.5 | 13.5 | 7.8 | 9.4 |
| TMPC0512HP-R47MG-D | 0.47 | 7.0 | 11 | 13.6 | 15.8 |
| TMPC0512HP-R68MG-D | 0.68 | 6.0 | 9.0 | 21.5 | 24.5 |
| TMPC0512HP-1R0MG-D | 1.00 | 5.0 | 6.0 | 26 | 30 |
| TMPC0512HP-1R5MG-D | 1.50 | 4.0 | 5.0 | 38 | 44 |
| TMPC0512HP-2R2MG-D | 2.20 | 3.5 | 4.0 | 65 | 75 |
| TMPC0512HP-3R3MG-D | 3.30 | 3.0 | 3.8 | 75 | 86 |
| TMPC0512HP-4R7MG-D | 4.70 | 2.5 | 3.2 | 100 | 115 |
| TMPC0512HP-5R6MG-D | 5.60 | 2.4 | 3.2 | 175 | 201 |
| TMPC0512HP-6R8MG-D | 6.80 | 2.0 | 3.0 | 193 | 222 |
| TMPC0512HP-8R2MG-D | 8.20 | 1.7 | 2.8 | 327 | 378 |
| TMPC0512HP-100MG-D | 10.0 | 1.5 | 1.8 | 335 | 385 |
| TMPC0512HP-150MG-D | 15.0 | 1.3 | 1.6 | 410 | 470 |

| Part Number | Inductance L0 (uH)±20% | I rms (A) Typ | I sat (A) Typ | DCR(mΩ) Typ | DCR(mΩ) Max |
|--------------------|---------------------------|--------------------|--------------------|----------------|----------------|
| TMPC0515HP-R10YG-D | 0.10±30% | 16.0 | 35.0 | 2.75 | 3.10 |
| TMPC0515HP-R15YG-D | 0.15±30% | 16.0 | 25.0 | 3.6 | 4.1 |
| TMPC0515HP-R22YG-D | 0.22±30% | 12.0 | 20.0 | 5.0 | 6.5 |
| TMPC0515HP-R33MG-D | 0.33 | 9.0 | 16.0 | 8.5 | 9.8 |
| TMPC0515HP-R47MG-D | 0.47 | 8.0 | 15.0 | 12.0 | 13.8 |
| TMPC0515HP-R68MG-D | 0.68 | 7.0 | 13.0 | 14 | 16.2 |
| TMPC0515HP-1R0MG-D | 1.00 | 6.0 | 9.0 | 22 | 25.3 |
| TMPC0515HP-1R5MG-D | 1.50 | 4.5 | 7.0 | 39 | 45 |
| TMPC0515HP-2R2MG-D | 2.20 | 4.0 | 6.0 | 45 | 52 |
| TMPC0515HP-3R3MG-D | 3.30 | 3.2 | 4.5 | 78 | 90 |
| TMPC0515HP-4R7MG-D | 4.70 | 2.7 | 4.0 | 103 | 118 |
| TMPC0515HP-5R6MG-D | 5.60 | 2.4 | 3.2 | 126 | 152 |
| TMPC0515HP-6R8MG-D | 6.80 | 2.3 | 3.0 | 142 | 171 |
| TMPC0515HP-8R2MG-D | 8.20 | 2.1 | 2.6 | 175 | 210 |
| TMPC0515HP-100MG-D | 10.0 | 2.0 | 2.3 | 210 | 235 |
| TMPC0515HP-150MG-D | 15.0 | 1.6 | 2.0 | 310 | 380 |
| TMPC0515HP-220MG-D | 22.0 | 1.2 | 1.7 | 405 | 466 |

| Part Number | Inductance L0 (uH) ±20% | I rms (A) Typ | I sat (A) Typ | DCR (mΩ) Typ | DCR (mΩ) Max |
|--------------------|----------------------------|--------------------|--------------------|-----------------|-----------------|
| TMPC0518HP-R10YG-D | 0.10±30% | 17.0 | 40.0 | 2.5 | 2.8 |
| TMPC0518HP-R15YG-D | 0.15±30% | 15.5 | 27.0 | 3.5 | 3.9 |
| TMPC0518HP-R22MG-D | 0.22 | 13 | 22 | 4.2 | 5.0 |
| TMPC0518HP-R33MG-D | 0.33 | 11 | 15 | 7.5 | 8.6 |
| TMPC0518HP-R47MG-D | 0.47 | 10 | 14 | 9.8 | 11.3 |
| TMPC0518HP-R56MG-D | 0.56 | 9.5 | 13.5 | 11 | 13 |
| TMPC0518HP-R68MG-D | 0.68 | 9 | 13 | 12.4 | 14.3 |
| TMPC0518HP-1R0MG-D | 1.0 | 6.8 | 10 | 18.2 | 21 |
| TMPC0518HP-1R5MG-D | 1.5 | 6.0 | 9.0 | 26 | 30 |
| TMPC0518HP-2R2MG-D | 2.2 | 4.5 | 7.5 | 42 | 48.3 |
| TMPC0518HP-3R3MG-D | 3.3 | 3.5 | 5.0 | 60 | 69 |
| TMPC0518HP-4R7MG-D | 4.7 | 3.0 | 4.5 | 85 | 98 |
| TMPC0518HP-5R6MG-D | 5.6 | 2.5 | 4.0 | 110 | 127 |
| TMPC0518HP-6R8MG-D | 6.8 | 2.4 | 3.5 | 118 | 137 |
| TMPC0518HP-8R2MG-D | 8.2 | 2.3 | 3.0 | 143 | 165 |
| TMPC0518HP-100MG-D | 10 | 2.3 | 2.8 | 165 | 190 |
| TMPC0518HP-150MG-D | 15.0 | 1.7 | 2.3 | 275 | 318 |

| Part Number | Inductance L0 (uH) ±20% | I rms (A) Typ | I sat (A) Typ | DCR (mΩ) Typ | DCR (mΩ) Max |
|--------------------|----------------------------|--------------------|--------------------|-----------------|-----------------|
| TMPC0502HP-R10YG-D | 0.10±30% | 18 | 45 | 3.6 | 4.0 |
| TMPC0502HP-R15YG-D | 0.15±30% | 16 | 27 | 3.8 | 4.6 |
| TMPC0502HP-R22MG-D | 0.22 | 15 | 25 | 4.0 | 5.5 |
| TMPC0502HP-R33MG-D | 0.33 | 12 | 21.3 | 6.3 | 7.3 |
| TMPC0502HP-R47MG-D | 0.47 | 11.5 | 18 | 7.3 | 8.6 |
| TMPC0502HP-R68MG-D | 0.68 | 10 | 12.8 | 11 | 12.4 |
| TMPC0502HP-1R0MG-D | 1.00 | 7.0 | 13.7 | 17.5 | 20 |
| TMPC0502HP-1R5MG-D | 1.50 | 5.5 | 9.8 | 26.5 | 30.5 |
| TMPC0502HP-2R2MG-D | 2.20 | 4.2 | 9.0 | 42.0 | 50.0 |
| TMPC0502HP-3R3MG-D | 3.30 | 3.3 | 7.3 | 66.0 | 76 |
| TMPC0502HP-4R7MG-D | 4.70 | 2.8 | 5.0 | 103 | 116 |
| TMPC0502HP-5R6MG-D | 5.60 | 2.5 | 4.0 | 112 | 122 |
| TMPC0502HP-6R8MG-D | 6.80 | 2.4 | 3.8 | 130 | 150 |
| TMPC0502HP-8R2MG-D | 8.20 | 2.3 | 3.5 | 148 | 171 |
| TMPC0502HP-100MG-D | 10.0 | 2.3 | 3.4 | 180 | 199 |
| TMPC0502HP-150MG-D | 15.0 | 1.9 | 2.8 | 240 | 270 |
| TMPC0502HP-220MG-D | 22.0 | 1.5 | 1.8 | 350 | 390 |

| Part Number | Inductance L0 (uH)±20% | I rms (A) Typ | I sat (A) Typ | DCR (mΩ) Typ | DCR (mΩ) Max |
|-------------------|---------------------------|--------------------|--------------------|-----------------|-----------------|
| TMPC0503H-R10YG-D | 0.10±30% | 23 | 27 | 2.5 | 3.0 |
| TMPC0503H-R22MG-D | 0.22 | 15.5 | 21 | 3.7 | 4.4 |
| TMPC0503H-R33MG-D | 0.33 | 14 | 18 | 4.3 | 5.0 |
| TMPC0503H-R47MG-D | 0.47 | 12 | 16 | 6.4 | 7.4 |
| TMPC0503H-R56MG-D | 0.56 | 10 | 15 | 8.0 | 10 |
| TMPC0503H-R68MG-D | 0.68 | 8.5 | 14 | 10 | 12 |
| TMPC0503H-1R0MG-D | 1.00 | 7.0 | 11 | 13 | 14 |
| TMPC0503H-1R5MG-D | 1.50 | 6.0 | 10 | 16 | 25 |
| TMPC0503H-2R2MG-D | 2.20 | 5.5 | 9.0 | 25 | 35 |
| TMPC0503H-3R3MG-D | 3.30 | 5.0 | 8.0 | 32 | 38 |
| TMPC0503H-4R7MG-D | 4.70 | 4.6 | 6.0 | 50 | 53 |
| TMPC0503H-5R6MG-D | 5.60 | 4.25 | 4.50 | 55 | 63 |
| TMPC0503H-6R8MG-D | 6.80 | 4.0 | 4.3 | 68 | 76.2 |
| TMPC0503H-100MG-D | 10.0 | 2.75 | 3.50 | 110 | 128 |
| TMPC0503H-150MG-D | 15.0 | 2.1 | 2.6 | 165 | 190 |
| TMPC0503H-220MG-D | 22.0 | 1.9 | 1.7 | 220 | 250 |
| TMPC0503H-330MG-D | 33.0 | 1.6 | 1.6 | 380 | 440 |

| Part Number | Inductance L0 (uH)±20% | I rms (A) Typ | I sat (A) Typ | DCR(mΩ) Typ | DCR(mΩ) Max |
|----------------------|---------------------------|--------------------|--------------------|----------------|----------------|
| TMPC0503HP-R10YG-D02 | 0.10±30% | 24.0 | 40.0 | 2.20 | 2.60 |
| TMPC0503HP-R15YG-D02 | 0.15±30% | 22.0 | 37.0 | 2.50 | 3.00 |
| TMPC0503HP-R22MG-D02 | 0.22 | 19.0 | 32.0 | 3.20 | 3.80 |
| TMPC0503HP-R33MG-D02 | 0.33 | 15.0 | 20.0 | 4.30 | 5.00 |
| TMPC0503HP-R47MG-D02 | 0.47 | 13.0 | 18.0 | 6.30 | 7.10 |
| TMPC0503HP-R56MG-D02 | 0.56 | 12.0 | 17.0 | 7.80 | 8.60 |
| TMPC0503HP-R68MG-D02 | 0.68 | 11.0 | 15.5 | 8.0 | 9.0 |
| TMPC0503HP-1R0MG-D02 | 1.00 | 9.0 | 13.0 | 11.0 | 12.7 |
| TMPC0503HP-1R5MG-D02 | 1.50 | 8.0 | 11.5 | 14.4 | 16.6 |
| TMPC0503HP-2R2MG-D02 | 2.20 | 7.0 | 11.0 | 26.0 | 29.2 |
| TMPC0503HP-3R3MG-D02 | 3.30 | 6.0 | 9.0 | 33.0 | 38.0 |
| TMPC0503HP-4R7MG-D02 | 4.70 | 5.5 | 8.0 | 48.0 | 53.0 |
| TMPC0503HP-5R6MG-D02 | 5.60 | 4.7 | 7.3 | 54.0 | 62.0 |
| TMPC0503HP-6R8MG-D02 | 6.80 | 4.2 | 6.0 | 68.0 | 76.2 |
| TMPC0503HP-8R2MG-D02 | 8.20 | 3.8 | 5.0 | 85.0 | 97.0 |
| TMPC0503HP-100MG-D02 | 10.0 | 3.5 | 4.0 | 104.0 | 120.0 |
| TMPC0503HP-150MG-D02 | 15.0 | 2.7 | 3.2 | 165.0 | 190.0 |
| TMPC0503HP-220MG-D02 | 22.0 | 2.2 | 2.7 | 217.0 | 250.0 |

| Part Number | Inductance L0 (uH)±20% | I rms (A) Typ | I sat (A) Typ | DCR (mΩ) Typ | DCR (mΩ) Max |
|-------------------|---------------------------|--------------------|--------------------|-----------------|-----------------|
| TMPC0612H-R10YG-D | 0.10±30% | 16 | 30 | 3.3 | 4.0 |
| TMPC0612H-R15YG-D | 0.15±30% | 14 | 24 | 4.9 | 5.7 |
| TMPC0612H-R22YG-D | 0.22±30% | 11 | 19 | 6.5 | 7.5 |
| TMPC0612H-R33MG-D | 0.33 | 9.5 | 16 | 9.0 | 10 |
| TMPC0612H-R47MG-D | 0.47 | 8.5 | 12 | 13 | 17 |
| TMPC0612H-R68MG-D | 0.68 | 7 | 9 | 17 | 19 |
| TMPC0612H-1R0MG-D | 1.00 | 6 | 7 | 27 | 30 |
| TMPC0612H-1R5MG-D | 1.50 | 4.5 | 6.5 | 35 | 40 |
| TMPC0612H-2R2MG-D | 2.20 | 4.0 | 5.0 | 53 | 61 |
| TMPC0612H-3R3MG-D | 3.30 | 3.2 | 4.0 | 90 | 103 |
| TMPC0612H-4R7MG-D | 4.70 | 2.5 | 3.8 | 130 | 150 |
| TMPC0612H-6R8MG-D | 6.80 | 2.1 | 3.0 | 172 | 198 |
| TMPC0612H-100MG-D | 10.0 | 1.8 | 2.5 | 280 | 290 |
| TMPC0612H-180MG-D | 18.0 | 1.35 | 2.0 | 490 | 540 |
| TMPC0612H-220MG-D | 22.0 | 1.2 | 1.7 | 540 | 600 |

| Part Number | Inductance L0 (uH)±20% | I rms (A) Typ | I sat (A) Typ | DCR (mΩ) Typ | DCR (mΩ) Max |
|-------------------|---------------------------|--------------------|--------------------|-----------------|-----------------|
| TMPC0615H-R10YG-D | 0.10±30% | 17.5 | 35.0 | 2.5 | 3.1 |
| TMPC0615H-R15YG-D | 0.15±30% | 16 | 25 | 3.7 | 4.5 |
| TMPC0615H-R22YG-D | 0.22±30% | 14 | 22 | 4.3 | 5.2 |
| TMPC0615H-R33MG-D | 0.33 | 11 | 18 | 6.6 | 7.6 |
| TMPC0615H-R47MG-D | 0.47 | 9.5 | 16 | 9.0 | 10.3 |
| TMPC0615H-R56MG-D | 0.56 | 9 | 15.5 | 12.5 | 14 |
| TMPC0615H-R68MG-D | 0.68 | 7.5 | 15 | 13.8 | 15.2 |
| TMPC0615H-R82MG-D | 0.82 | 7 | 14 | 20 | 24 |
| TMPC0615H-1R0MG-D | 1.00 | 6.5 | 12 | 23 | 25.8 |
| TMPC0615H-1R5MG-D | 1.50 | 5.0 | 9.5 | 37 | 42.5 |
| TMPC0615H-2R2MG-D | 2.20 | 4.5 | 6.5 | 48 | 55 |
| TMPC0615H-3R3MG-D | 3.30 | 4.2 | 6.0 | 62 | 74 |
| TMPC0615H-4R7MG-D | 4.70 | 3.8 | 5.0 | 96 | 111 |
| TMPC0615H-5R6MG-D | 5.60 | 3.0 | 4.5 | 115 | 138 |
| TMPC0615H-6R8MG-D | 6.80 | 2.6 | 3.5 | 128 | 148 |
| TMPC0615H-8R2MG-D | 8.20 | 2.4 | 3.2 | 153 | 184 |
| TMPC0615H-100MG-D | 10.0 | 2.3 | 2.8 | 180 | 216 |
| TMPC0615H-220MG-D | 22.0 | 1.5 | 2.5 | 420 | 504 |

| Part Number | Inductance L0 (uH) $\pm 20\%$ | I rms (A) Typ | I sat (A) Typ | DCR (m Ω) Typ | DCR (m Ω) Max |
|-------------------|----------------------------------|--------------------|--------------------|--------------------------|--------------------------|
| TMPC0618H-R10YG-D | 0.10 $\pm 30\%$ | 18 | 45 | 2.1 | 2.5 |
| TMPC0618H-R15MG-D | 0.15 | 18 | 34 | 2.2 | 2.6 |
| TMPC0618H-R22MG-D | 0.22 | 16 | 26 | 2.5 | 3 |
| TMPC0618H-R33MG-D | 0.33 | 14 | 22 | 4.8 | 5.8 |
| TMPC0618H-R47MG-D | 0.47 | 12 | 18 | 6.4 | 7.4 |
| TMPC0618H-R56MG-D | 0.56 | 11 | 17.5 | 8.5 | 10 |
| TMPC0618H-R68MG-D | 0.68 | 10 | 17 | 9.5 | 11.0 |
| TMPC0618H-R82MG-D | 0.82 | 8.5 | 15.5 | 11.5 | 14.0 |
| TMPC0618H-1R0MG-D | 1.00 | 7.0 | 14 | 14.5 | 17.0 |
| TMPC0618H-1R5MG-D | 1.50 | 6.0 | 13 | 21 | 25.2 |
| TMPC0618H-2R2MG-D | 2.20 | 6.0 | 11 | 31 | 35 |
| TMPC0618H-3R3MG-D | 3.30 | 5.0 | 9.0 | 40 | 46 |
| TMPC0618H-4R7MG-D | 4.70 | 4.0 | 7.0 | 68 | 76 |
| TMPC0618H-5R6MG-D | 5.60 | 3.5 | 6.0 | 78 | 86 |
| TMPC0618H-6R8MG-D | 6.80 | 3.0 | 5.5 | 93 | 104 |
| TMPC0618H-8R2MG-D | 8.20 | 2.6 | 4.5 | 123 | 140 |
| TMPC0618H-100MG-D | 10.0 | 2.3 | 3.5 | 143 | 160 |
| TMPC0618H-150MG-D | 15.0 | 2.0 | 3.0 | 240 | 280 |
| TMPC0618H-220MG-D | 22.0 | 1.8 | 2.5 | 300 | 360 |
| TMPC0618H-330MG-D | 33.0 | 1.3 | 2.1 | 550 | 650 |

| Part Number | Inductance L0 (uH) $\pm 20\%$ | I rms (A) Typ | I sat (A) Typ | DCR (m Ω) Typ | DCR (m Ω) Max |
|-------------------|----------------------------------|--------------------|--------------------|--------------------------|--------------------------|
| TMPC0602H-R10YG-D | 0.10 $\pm 30\%$ | 21 | 40 | 2.0 | 2.4 |
| TMPC0602H-R15YG-D | 0.15 $\pm 30\%$ | 18 | 39 | 2.3 | 2.7 |
| TMPC0602H-R22YG-D | 0.22 $\pm 30\%$ | 15 | 32 | 3.5 | 4.0 |
| TMPC0602H-R33MG-D | 0.33 | 14 | 25 | 4.5 | 5.0 |
| TMPC0602H-R47MG-D | 0.47 | 11.7 | 20 | 7.1 | 8.3 |
| TMPC0602H-R56MG-D | 0.56 | 11.0 | 18 | 7.9 | 9.3 |
| TMPC0602H-R68MG-D | 0.68 | 10.5 | 16 | 8.3 | 10 |
| TMPC0602H-1R0MG-D | 1.00 | 8.0 | 14 | 16.5 | 18 |
| TMPC0602H-1R5MG-D | 1.50 | 7 | 12 | 23 | 27 |
| TMPC0602H-2R2MG-D | 2.20 | 6.0 | 10 | 32 | 37 |
| TMPC0602H-3R3MG-D | 3.30 | 5.0 | 8.0 | 43 | 48 |
| TMPC0602H-4R7MG-D | 4.70 | 4.5 | 7.0 | 53 | 60 |
| TMPC0602H-5R6MG-D | 5.60 | 4.0 | 6.0 | 59 | 68 |
| TMPC0602H-6R8MG-D | 6.80 | 4.0 | 5.5 | 63 | 73 |
| TMPC0602H-8R2MG-D | 8.20 | 3.2 | 5.0 | 101 | 116 |
| TMPC0602H-100MG-D | 10.0 | 2.8 | 4.0 | 134 | 154 |
| TMPC0602H-150MG-D | 15.0 | 2.1 | 3.3 | 190 | 210 |
| TMPC0602H-220MG-D | 22.0 | 1.5 | 2.5 | 236 | 280 |

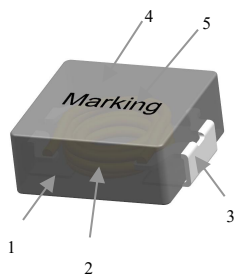
| Part Number | Inductance L0 (uH)±20% | I rms (A) Typ | I sat (A) Typ | DCR(mΩ) Typ | DCR(mΩ) Max |
|-------------------|---------------------------|--------------------|--------------------|----------------|----------------|
| TMPC0624H-R10YG-D | 0.10±30% | 30 | 70 | 1.4 | 1.7 |
| TMPC0624H-R15YG-D | 0.15±30% | 30 | 45 | 1.8 | 2.3 |
| TMPC0624H-R22MG-D | 0.22 | 21 | 34 | 2.0 | 3.2 |
| TMPC0624H-R33MG-D | 0.33 | 18 | 30 | 3.6 | 4.4 |
| TMPC0624H-R47MG-D | 0.47 | 15 | 26 | 4.8 | 5.1 |
| TMPC0624H-R56MG-D | 0.56 | 13 | 24 | 5.5 | 6.5 |
| TMPC0624H-R68MG-D | 0.68 | 13 | 21 | 6.4 | 7.2 |
| TMPC0624H-R82MG-D | 0.82 | 11 | 17 | 8.0 | 9.5 |
| TMPC0624H-1R0MG-D | 1.00 | 11 | 16 | 10.5 | 13.5 |
| TMPC0624H-1R5MG-D | 1.50 | 9 | 15 | 17 | 20 |
| TMPC0624H-2R2MG-D | 2.20 | 7 | 14 | 23 | 28 |
| TMPC0624H-3R3MG-D | 3.30 | 6 | 10 | 34 | 39 |
| TMPC0624H-4R7MG-D | 4.70 | 5.5 | 9 | 41 | 50 |
| TMPC0624H-5R6MG-D | 5.60 | 5 | 8 | 56 | 62 |
| TMPC0624H-6R8MG-D | 6.80 | 4 | 7 | 65 | 72 |
| TMPC0624H-8R2MG-D | 8.20 | 3.6 | 6.0 | 81 | 95 |
| TMPC0624H-100MG-D | 10.0 | 3.2 | 5.0 | 92 | 101 |
| TMPC0624H-150MG-D | 15.0 | 2.5 | 3.5 | 150 | 180 |
| TMPC0624H-220MG-D | 22.0 | 1.8 | 3.0 | 185 | 215 |

| Part Number | Inductance L0 (uH)±20% | I rms (A) Typ | I sat (A) Typ | DCR(mΩ) Typ | DCR(mΩ) Max |
|-------------------------|---------------------------|--------------------|--------------------|----------------|----------------|
| TMPC0603H-R10YG-D | 0.10±30% | 32.5 | 60.0 | 1.2 | 1.7 |
| TMPC0603H-R15YG-D | 0.15±30% | 27 | 45 | 1.5 | 1.9 |
| TMPC0603H-R15MG-0R907-D | 0.15±20% | 37.0 | 46.0 | 0.90±7% | (打扁式) |
| TMPC0603H-R22YG-D | 0.22±30% | 23.0 | 40.0 | 2.1 | 2.8 |
| TMPC0603H-R33MG-D | 0.33 | 20.0 | 32.0 | 3.5 | 3.9 |
| TMPC0603H-R47MG-D | 0.47 | 17.5 | 26.0 | 4.0 | 4.2 |
| TMPC0603H-R56MG-D | 0.56 | 16.5 | 25.5 | 4.7 | 5.0 |
| TMPC0603H-R68MG-D | 0.68 | 15.5 | 25.0 | 4.8 | 5.5 |
| TMPC0603H-R82MG-D | 0.82 | 13.0 | 24.0 | 6.7 | 8.0 |
| TMPC0603H-1R0MG-D | 1.00 | 11.0 | 22.0 | 8.3 | 10 |
| TMPC0603H-1R5MG-D | 1.50 | 9.0 | 18.0 | 13 | 15 |
| TMPC0603H-2R2MG-D | 2.20 | 8.0 | 14.0 | 18 | 20 |
| TMPC0603H-3R3MG-D | 3.30 | 6.0 | 13.5 | 28 | 30 |
| TMPC0603H-4R7MG-D | 4.70 | 5.5 | 10.0 | 37 | 40 |
| TMPC0603H-5R6MG-D | 5.60 | 5.0 | 9.0 | 43 | 48 |
| TMPC0603H-6R8MG-D | 6.80 | 4.5 | 8.0 | 54 | 60 |
| TMPC0603H-8R2MG-D | 8.20 | 4.0 | 7.5 | 64 | 68 |
| TMPC0603H-100MG-D | 10.0 | 3.5 | 6.0 | 75 | 85 |
| TMPC0603H-150MG-D | 15.0 | 3.00 | 4.00 | 107 | 123 |
| TMPC0603H-220MG-D | 22.0 | 2.0 | 3.5 | 165 | 190 |
| TMPC0603H-330MG-D | 33.0 | 2.0 | 2.5 | 200 | 240 |
| TMPC0603H-470MG-D | 47.0 | 1.75 | 2.0 | 302 | 363 |

| Part Number | Inductance L0 (uH) $\pm 20\%$ | I rms (A) Typ | I sat (A) Typ | DCR(m Ω) Typ | DCR(m Ω) Max |
|-------------------------|----------------------------------|--------------------|--------------------|-------------------------|-------------------------|
| TMPC0604H-R15YG-D | 0.15 $\pm 30\%$ | 30 | 55 | 0.9 | 1.2 |
| TMPC0604H-R15MG-R6705-D | 0.15 | 40.0 | 60.0 | 0.67 $\pm 5\%$ | (打扁式) |
| TMPC0604H-R22MG-D | 0.22 | 25 | 34 | 1.85 | 2.1 |
| TMPC0604H-R22MG-M98-D | 0.22 | 32 | 50 | 0.98 $\pm 7\%$ | (打扁式) |
| TMPC0604H-R33MG-D | 0.33 | 25 | 34 | 2.0 | 2.6 |
| TMPC0604H-R47MG-D | 0.47 | 23 | 28 | 3.0 | 3.4 |
| TMPC0604H-R56MG-D | 0.56 | 20 | 26 | 3.8 | 4.3 |
| TMPC0604H-R68MG-D | 0.68 | 16 | 24 | 4.1 | 4.5 |
| TMPC0604H-1R0MG-D | 1.00 | 14 | 22 | 6.8 | 8.0 |
| TMPC0604H-1R5MG-D | 1.50 | 12 | 20 | 10 | 12 |
| TMPC0604H-2R2MG-D | 2.20 | 9.0 | 14 | 11.5 | 14 |
| TMPC0604H-3R3MG-D | 3.30 | 8.0 | 12 | 24 | 27 |
| TMPC0604H-4R7MG-D | 4.70 | 6.0 | 11 | 28 | 32.5 |
| TMPC0604H-5R6MG-D | 5.60 | 5.0 | 9.0 | 33 | 38 |
| TMPC0604H-6R8MG-D | 6.80 | 4.5 | 8.5 | 44 | 50 |
| TMPC0604H-8R2MG-D | 8.20 | 4.5 | 8.0 | 55 | 64 |
| TMPC0604H-100MG-D | 10.0 | 4.0 | 7.0 | 64 | 72 |
| TMPC0604H-150MG-D | 15.0 | 3.0 | 3.5 | 80 | 90 |
| TMPC0604H-220MG-D | 22.0 | 2.5 | 3.5 | 120 | 145 |
| TMPC0604H-330MG-D | 33.0 | 1.8 | 3.2 | 180 | 210 |
| TMPC0604H-470MG-D | 47.0 | 1.8 | 2.5 | 295 | 350 |

| Part Number | Inductance L0 (uH) $\pm 20\%$ | I rms (A) Typ | I sat (A) Typ | DCR(m Ω) Typ | DCR(m Ω) Max |
|-------------------|----------------------------------|--------------------|--------------------|-------------------------|-------------------------|
| TMPC0605H-R10YG-D | 0.10 $\pm 30\%$ | 32 | 65 | 0.65 | 0.78 |
| TMPC0605H-R15YG-D | 0.15 $\pm 30\%$ | 30 | 50 | 1.3 | 1.7 |
| TMPC0605H-R22MG-D | 0.22 | 25 | 35 | 1.6 | 1.9 |
| TMPC0605H-R33MG-D | 0.33 | 25 | 32 | 2.5 | 3.0 |
| TMPC0605H-R47MG-D | 0.47 | 22 | 30 | 3.5 | 3.9 |
| TMPC0605H-R56MG-D | 0.56 | 20 | 27 | 3.6 | 4.2 |
| TMPC0605H-R68MG-D | 0.68 | 18 | 24 | 4.0 | 4.5 |
| TMPC0605H-1R0MG-D | 1.00 | 15 | 20 | 6.1 | 6.5 |
| TMPC0605H-1R5MG-D | 1.50 | 12 | 16.5 | 8.6 | 9.0 |
| TMPC0605H-2R2MG-D | 2.20 | 10 | 14 | 11.2 | 12.0 |
| TMPC0605H-3R3MG-D | 3.30 | 8 | 12 | 19 | 20.9 |
| TMPC0605H-4R7MG-D | 4.70 | 6.5 | 10 | 28 | 30.8 |
| TMPC0605H-5R6MG-D | 5.60 | 6.0 | 9.0 | 43.5 | 49 |
| TMPC0605H-6R8MG-D | 6.80 | 5.5 | 8.5 | 46 | 51.5 |
| TMPC0605H-8R2MG-D | 8.20 | 5.0 | 8.0 | 56 | 63 |
| TMPC0605H-100MG-D | 10.0 | 4.0 | 7.5 | 60 | 69 |
| TMPC0605H-150MG-D | 15.0 | 3.5 | 6.0 | 81 | 92 |
| TMPC0605H-220MG-D | 22.0 | 2.5 | 5.5 | 140 | 170 |
| TMPC0605H-330MG-D | 33.0 | 2.0 | 3.5 | 173 | 200 |
| TMPC0605H-470MG-D | 47.0 | 1.9 | 2.7 | 290 | 330 |
| TMPC0605H-560MG-D | 56.0 | 1.6 | 2.1 | 342 | 396 |
| TMPC0605H-680MG-D | 68.0 | 1.2 | 2.0 | 386 | 445 |
| TMPC0605H-820MG-D | 82.0 | 1.1 | 1.8 | 430 | 500 |
| TMPC0605H-101MG-D | 100.0 | 1.0 | 1.6 | 460 | 552 |

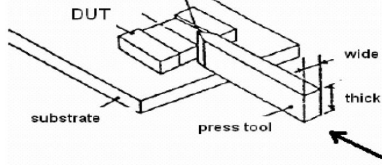
6. Material List



| NO | Items | Materials |
|----|-------|-------------------------------|
| 1 | Core | Carbonyl Powder. |
| 2 | Wire | Polyester Wire or equivalent. |
| 3 | Clip | 100% Pb free solder(Ni+Sn) |
| 4 | Ink | Halogen-free ketone |
| 5 | paint | Epoxy resin |

7. Reliability and Test Condition

| Item | Performance | Test Condition |
|------------------------------------|--|--|
| Operating temperature | -40~+125°C (Including self - temperature rise) | |
| Storage temperature | 1. -10~+40°C,50~60%RH (Product with taping) 2. -40~+125°C (on board) | |
| Electrical Performance Test | | |
| Inductance | Refer to standard electrical characteristics list. | HP4284A,CH11025,CH3302,CH1320,CH1320S LCR Meter. |
| DCR | | CH16502,Agilent33420A Micro-Ohm Meter. |
| Saturation Current (Isat) | Approximately ΔL30%. | Saturation DC Current (Isat) will cause L0 to drop ΔL(%) |
| Heat Rated Current (Irms) | Approximately ΔT40°C | Heat Rated Current (Irms) will cause the coil temperature rise ΔT(°C). 1.Applied the allowed DC current 2.Temperature measured by digital surface thermometer |
| Reliability Test | | |
| Life Test | Appearance: No damage. Inductance: within ±10% of initial value Q: Shall not exceed the specification value. RDC: within ±15% of initial value and shall not exceed the specification value | Preconditioning: Run through IR reflow for 3times. (IPC/JEDECJ-STD-020E Classification Reflow Profiles) Temperature: 125±2°C(Inductor, ambient + temp rise) Applied current: rated current Duration: 1000±12hrs Measured at room temperature after placing for 24±2 hrs. |
| Load Humidity | | Preconditioning: Run through IR reflow for 3times. (IPC/JEDECJ-STD-020E Classification Reflow Profiles) Humidity: 85±2% R.H. Temperature: 85°C ±2°C Duration: 1000hrs Min. Bead:with 100% rated current, Inductance: with 100% rated current Measured at room temperature after placing for 24±2 hrs. |
| Moisture Resistance | | Preconditioning: Run through IR reflow for 3 times. (IPC/JEDECJ-STD-020E Classification Reflow Profiles) 1. Baked at50°C for 25hrs, measured at room temperature after placing for 4 hrs. 2. Raise temperature to 65 ± 2 °C 90-100%RH in 2.5hrs, and keep 3 hours, cool down to 25°C in 2.5hrs. 3. Raise temperature to 65 ± 2 °C 90-100%RH in 2.5hrs, and keep 3 hours, cool down to 25°C in 2.5hrs,keep at 25°C for 2 hrs then keep at -10°C for 3 hrs 4. Keep at 25 °C 80-100%RH for 15min and vibrate at the frequency of 10 to 55 Hz to 10 Hz, measure at room temperature after placing for 1~2 hrs. |
| Thermal shock | | Preconditioning: Run through IR reflow for 3 times. (IPC/JEDECJ-STD-020E Classification Reflow Profiles) Condition for 1 cycle Step1: -40±2°C 30±5min Step2: 125±2°C ≅0.5min Step3: 125±2°C 30±5minNumber of cycles: 500 Measured at room fempraturc after placing for 24±2 hrs. |
| Vibration | | Preconditioning: Run through IR reflow for 3 times. (IPC/JEDECJ-STD-020E Classification Reflow Profiles) Oscillation Frequency: 10Hz~2KHz~10Hz for 20 minutes Equipment: Vibration checker Total Amplitude: 10g Testing Time : 12 hours(20 minutes, 12 cycles each of 3 orientations). |

| Item | Performance | Test Condition | | | | | | | | | | | | | | | |
|---------------------------------|--|---|---------------------------------|----------------------------|--|-----------------------|----------------------------|------------|---------------------|----|-----------|------|------|----|----|-----------|------|
| Bending | Appearance: No damage. | Shall be mounted on a FR4 substrate of the following dimensions: ≥ 0.805 inch(2012mm):40x100x1.2mm < 0.805 inch(2012mm):40x100x0.8mm Bending depth: ≥ 0.805 inch(2012mm):1.2mm < 0.805 inch(2012mm):0.8mm duration of 10 sec. | | | | | | | | | | | | | | | |
| Shock | Inductance: within $\pm 10\%$ of initial value Q: Shall not exceed the specification value. RDC: within $\pm 15\%$ of initial value and shall not exceed the specification value | <table border="1" data-bbox="979 338 1422 472"> <thead> <tr> <th>Type</th> <th>Peak value (g's)</th> <th>Normal duration (D) (ms)</th> <th>Wave form</th> <th>Velocity change (V)/ft/sec</th> </tr> </thead> <tbody> <tr> <td>SMD</td> <td>50</td> <td>11</td> <td>Half-sine</td> <td>11.3</td> </tr> <tr> <td>Lead</td> <td>50</td> <td>11</td> <td>Half-sine</td> <td>11.3</td> </tr> </tbody> </table> 3 shocks in each direction along 3 perpendicular axes(18 shocks). | Type | Peak value (g's) | Normal duration (D) (ms) | Wave form | Velocity change (V)/ft/sec | SMD | 50 | 11 | Half-sine | 11.3 | Lead | 50 | 11 | Half-sine | 11.3 |
| Type | Peak value (g's) | Normal duration (D) (ms) | Wave form | Velocity change (V)/ft/sec | | | | | | | | | | | | | |
| SMD | 50 | 11 | Half-sine | 11.3 | | | | | | | | | | | | | |
| Lead | 50 | 11 | Half-sine | 11.3 | | | | | | | | | | | | | |
| Solderability | More than 95% of the terminal electrode should be covered with solder . | a. Method B1, 4 hrs @155°C dry heat @255°C $\pm 5^\circ\text{C}$ Test time:5 +0/-0.5 seconds. b. Method D category 3. (steam aging 8hours ± 15 min)@260°C $\pm 5^\circ\text{C}$ Test time: 30 +0/-0.5 seconds. | | | | | | | | | | | | | | | |
| Resistance to Soldering Heat | | Depth: completely cover the termination <table border="1" data-bbox="979 674 1410 786"> <thead> <tr> <th>Temperature($^\circ\text{C}$)</th> <th>Time(s)</th> <th>Temperature ramp/immersion and emersion rate</th> <th>Number of heat cycles</th> </tr> </thead> <tbody> <tr> <td>260 ± 5 (solder temp)</td> <td>10 ± 1</td> <td>25mm/s ± 6 mm/s</td> <td>1</td> </tr> </tbody> </table> | Temperature($^\circ\text{C}$) | Time(s) | Temperature ramp/immersion and emersion rate | Number of heat cycles | 260 ± 5 (solder temp) | 10 ± 1 | 25mm/s ± 6 mm/s | 1 | | | | | | | |
| Temperature($^\circ\text{C}$) | Time(s) | Temperature ramp/immersion and emersion rate | Number of heat cycles | | | | | | | | | | | | | | |
| 260 ± 5 (solder temp) | 10 ± 1 | 25mm/s ± 6 mm/s | 1 | | | | | | | | | | | | | | |
| Terminal Strength | Appearance: No damage. Inductance: within $\pm 10\%$ of initial value Q: Shall not exceed the specification value. RDC: within $\pm 15\%$ of initial value and shall not exceed the specification value e | Preconditioning: Run through IR reflow for 3 times.(IPC/JEDEC J-STD-020E Classification Reflow Profiles With the component mounted on a PCB with the device to be tested,apply a force(> 0.805 inch(2012mm):1kg, ≤ 0.805 inch(2012mm):0.5kg)to the side of a device being tested. This force shall be applied for 60 +1 seconds. Also the force shall be applied gradually as not to apply a shock to the component being tested.  | | | | | | | | | | | | | | | |

Note : When there are questions concerning measurement result : measurement shall be made after 48 ± 2 hours of recovery under the standard condition.

8.Soldering Specifications

(1) Soldering

Mildly activated rosin fluxes are preferred. TAI-TECH terminations are suitable for re-flow soldering systems. If hand soldering cannot be avoided, the preferred technique is the utilization of hot air soldering tools.

(2) Soldering Reflow:

Recommended temperature profiles for lead free re-flow soldering in Figure 1. Table 1.1&1.2 (J-STD-020E)

(3) Iron Reflow:

Products attachment with a soldering iron is discouraged due to the inherent process control limitations. In the event that a soldering iron must be employed the following precautions are recommended.(Fig. 2)

- Preheat circuit and products to 150°C
- Never contact the ceramic with the iron tip
- Use a 20 watt soldering iron with tip diameter of 1.0mm
- 355°C tip temperature (max)
- 1.0mm tip diameter (max)
- Limit soldering time to 4~5sec.

Fig.1 Soldering Reflow

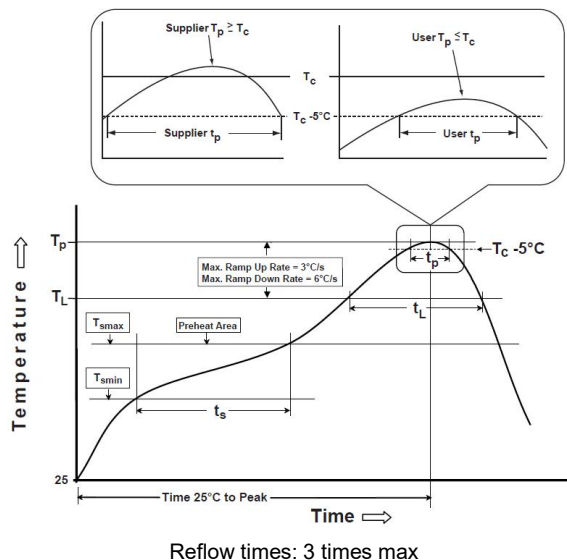


Fig.2 Iron soldering temperature profiles

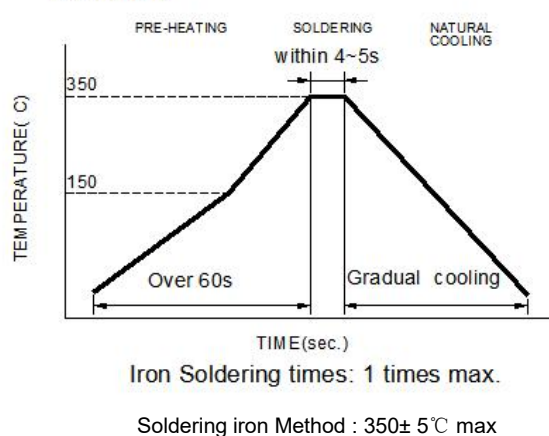


Table (1.1): Reflow Profiles

| | |
|---|------------------|
| Profile Type: | Pb-Free Assembly |
| Preheat | |
| -Temperature Min(T_{smin}) | 150°C |
| -Temperature Max(T_{smax}) | 200°C |
| -Time(t_s)from(T_{smin} to T_{smax}) | 60-120seconds |
| Ramp-up rate(T_L to T_p) | 3°C/second max. |
| Liquidus temperature(T_L) | 217°C |
| Time(t_L)maintained above T_L | 60-150 seconds |
| Classification temperature(T_c) | See Table (1.2) |
| Time(t_p) at $T_c - 5^\circ C$ (T_p should be equal to or less than T_c .) | * < 30 seconds |
| Ramp-down rate(T_p to T_L) | 6°C /second max. |
| Time 25°C to peak temperature | 8 minutes max. |

T_p: maximum peak package body temperature, **T_c**: the classification temperature.

For user (customer) **T_p** should be equal to or less than **T_c**.

* Tolerance for peak profile temperature (T_p) is defined as a supplier minimum and a user maximum.

Table (1.2) Package Thickness/Volume and Classification Temperature (T_c)

| | Package Thickness | Volume mm ³ <350 | Volume mm ³ 350-2000 | Volume mm ³ >2000 |
|------------------|-------------------|-----------------------------|---------------------------------|------------------------------|
| PB-Free Assembly | <1.6mm | 260°C | 260°C | 260°C |
| | 1.6-2.5mm | 260°C | 250°C | 245°C |
| | ≥2.5mm | 250°C | 245°C | 245°C |

Reflow is referred to standard IPC/JEDEC J-STD-020E.

9. Notes

- (1) When there are questions concerning measurement result : measurement shall be made after 48 ± 2 hours of recovery under the standard condition
- (2) This power choke coil itself does not have any protective function in abnormal condition such as overload, short-circuit and open-circuit conditions, etc. Therefore, it shall be confirmed as the end product that there is no risk of smoking, fire, dielectric withstand voltage, insulation resistance, etc. in abnormal conditions to provide protective devices and/or protection circuit in the end product.
- (3) When this power choke coil was used in a similar or new product to the original one, sometimes it might not be able to satisfy the specifications due to different condition of use.
- (4) Dielectric withstanding test with higher voltage than specific value will damage insulating material and shorten its life.
- (5) This power choke coil must not be used in wet condition by water, coffee or any liquid because insulation strength becomes very low in this condition.
- (6) Please consult our company to confirm the reliability of the process required to wash or use or exposure to a chemical solvent used in this product. PCB washing tested to MIL-STD-202 Method, and dry it off immediately.
- (7) The rated current as listed is either the saturation current or the heating current depending on which value is lower.
- (8) If this power choke is dipped in the cleaning agent, such as toluene, xylene, ketone, and ether system, there is a possibility that the performance decreases greatly, and marking disappears.
- (9) The high power ultrasonic washing may damage the choke body.
- (10) Before use, the user should determine whether this product is suitable for their own design, Our company only guarantees that the product meets the requirements of this specification.

Application Notice

· Storage Conditions

To maintain the solderability of terminal electrodes:

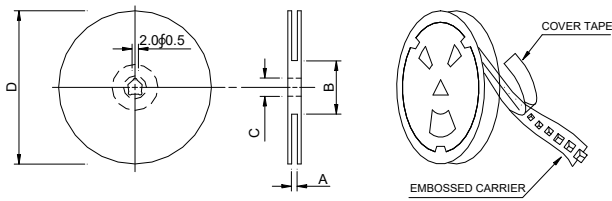
1. TAI-TECH products meet IPC/JEDEC J-STD-020E standard-MSL, level 1.
2. Temperature and humidity conditions: Less than 40°C and 60% RH.
3. Recommended products should be used within 12 months from the time of delivery.
4. The packaging material should be kept where no chlorine or sulfur exists in the air.

· Transportation

1. Products should be handled with care to avoid damage or contamination from perspiration and skin oils.
2. The use of tweezers or vacuum pick up is strongly recommended for individual components.
3. Bulk handling should ensure that abrasion and mechanical shock are minimized.

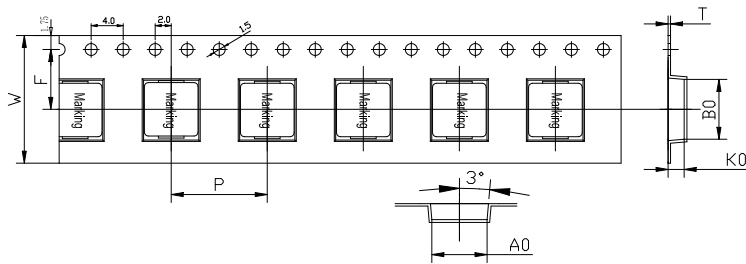
10. Packaging Information

(1) Reel Dimension

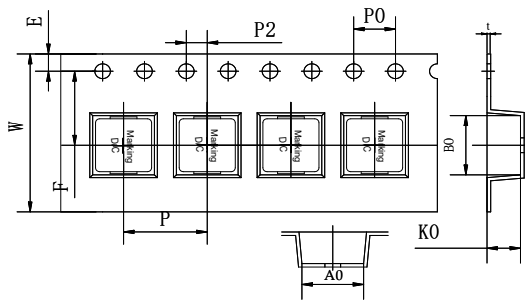


| Size | Type | A(mm) | B(mm) | C(mm) | D(mm) |
|--------------------------------|----------|-----------|-------|-------------|-------|
| 0312/15/18/02 | 13"x12mm | 12.4+2/-0 | 100±2 | 13+0.5/-0.2 | 330 |
| 0412/15/18/02 | 13"x12mm | 12.4+2/-0 | 100±2 | 13+0.5/-0.2 | 330 |
| 0512/15/18/02/03 | 13"x12mm | 12.4+2/-0 | 100±2 | 13+0.5/-0.2 | 330 |
| 053T/0612/15/18/02/24/03/04/05 | 13"x16mm | 16.4+2/-0 | 100±2 | 13+0.5/-0.2 | 330 |

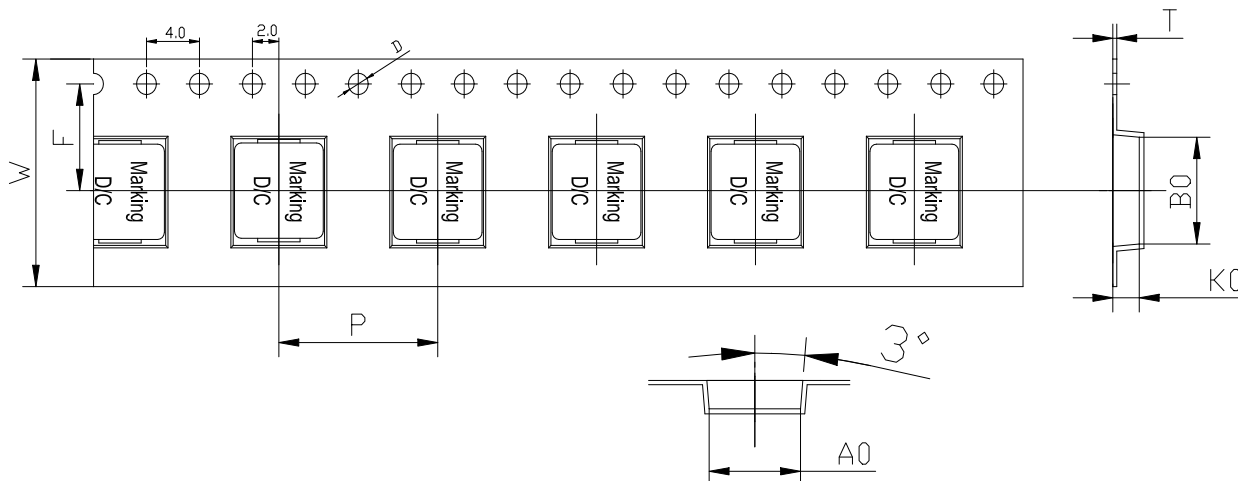
(2) Tape Dimension



| Series | Size | Bo(mm) | Ao(mm) | Ko(mm) | P(mm) | W(mm) | F(mm) | t(mm) | Reel |
|--------|------|---------|---------|---------|---------|--------|---------|-----------|------|
| TMPC | 0312 | 3.8±0.1 | 3.5±0.1 | 1.5±0.1 | 8.0±0.1 | 12±0.3 | 5.5±0.1 | 0.35±0.05 | 4000 |
| TMPC | 0315 | 3.8±0.1 | 3.5±0.1 | 1.8±0.1 | 8.0±0.1 | 12±0.3 | 5.5±0.1 | 0.35±0.05 | 3000 |
| TMPC | 0318 | 3.8±0.1 | 3.5±0.1 | 2.0±0.1 | 8.0±0.1 | 12±0.3 | 5.5±0.1 | 0.35±0.05 | 3000 |
| TMPC | 0302 | 3.8±0.1 | 3.5±0.1 | 2.3±0.1 | 8.0±0.1 | 12±0.3 | 5.5±0.1 | 0.35±0.05 | 3000 |
| TMPC | 0412 | 5.0±0.1 | 4.4±0.1 | 1.5±0.1 | 8.0±0.1 | 12±0.3 | 5.5±0.1 | 0.35±0.05 | 4000 |
| TMPC | 0415 | 5.0±0.1 | 4.4±0.1 | 1.8±0.1 | 8.0±0.1 | 12±0.3 | 5.5±0.1 | 0.35±0.05 | 3500 |
| TMPC | 0418 | 5.0±0.1 | 4.4±0.1 | 2.1±0.1 | 8.0±0.1 | 12±0.3 | 5.5±0.1 | 0.35±0.05 | 3000 |
| TMPC | 0402 | 5.0±0.1 | 4.4±0.1 | 2.3±0.1 | 8.0±0.1 | 12±0.3 | 5.5±0.1 | 0.35±0.05 | 3000 |

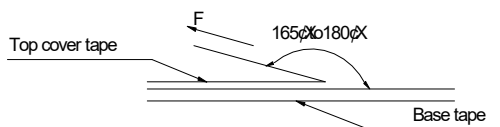


| Series | Size | Bo(mm) | Ao(mm) | Ko(mm) | P(mm) | W(mm) | F(mm) | t(mm) | D(mm) | E(mm) | P2(mm) | P0(mm) | Reel/PCS |
|--------|------|---------|---------|---------|----------|----------|---------|-----------|---------|----------|---------|---------|----------|
| TMPC | 053T | 5.3±0.1 | 5.0±0.1 | 3.3±0.1 | 12.0±0.1 | 16.0±0.3 | 7.5±0.1 | 0.35±0.05 | 1.5±0.1 | 1.75±0.1 | 2.0±0.1 | 4.0±0.1 | 1000 |



| Series | Size | Bo(mm) | Ao(mm) | Ko(mm) | P(mm) | W(mm) | F(mm) | T(mm) | D(mm) | Reel/PCS |
|--------|------|---------|---------|---------|----------|----------|---------|-----------|---------|----------|
| TMPC | 0512 | 6.2±0.1 | 5.5±0.1 | 1.5±0.1 | 8.0±0.1 | 12.0±0.3 | 5.5±0.1 | 0.35±0.05 | 1.5±0.1 | 4000 |
| TMPC | 0515 | 6.2±0.1 | 5.5±0.1 | 1.8±0.1 | 8.0±0.1 | 12.0±0.3 | 5.5±0.1 | 0.35±0.05 | 1.5±0.1 | 3500 |
| TMPC | 0518 | 6.2±0.1 | 5.5±0.1 | 2.1±0.1 | 8.0±0.1 | 12.0±0.3 | 5.5±0.1 | 0.35±0.05 | 1.5±0.1 | 3000 |
| TMPC | 0502 | 6.2±0.1 | 5.5±0.1 | 2.3±0.1 | 8.0±0.1 | 12.0±0.3 | 5.5±0.1 | 0.35±0.05 | 1.5±0.1 | 3000 |
| TMPC | 0503 | 6.2±0.1 | 5.5±0.1 | 3.3±0.1 | 8.0±0.1 | 12.0±0.3 | 5.5±0.1 | 0.35±0.05 | 1.5±0.1 | 2000 |
| TMPC | 0612 | 7.7±0.1 | 7.0±0.1 | 1.5±0.1 | 12.0±0.1 | 16±0.3 | 7.5±0.1 | 0.35±0.05 | 1.5±0.1 | 3000 |
| TMPC | 0615 | 7.7±0.1 | 7.0±0.1 | 1.8±0.1 | 12.0±0.1 | 16±0.3 | 7.5±0.1 | 0.35±0.05 | 1.5±0.1 | 2000 |
| TMPC | 0618 | 7.7±0.1 | 7.0±0.1 | 2.1±0.1 | 12.0±0.1 | 16±0.3 | 7.5±0.1 | 0.35±0.05 | 1.5±0.1 | 2000 |
| TMPC | 0602 | 7.7±0.1 | 7.0±0.1 | 2.3±0.1 | 12.0±0.1 | 16±0.3 | 7.5±0.1 | 0.35±0.05 | 1.5±0.1 | 1500 |
| TMPC | 0624 | 7.7±0.1 | 7.0±0.1 | 2.7±0.1 | 12.0±0.1 | 16±0.3 | 7.5±0.1 | 0.35±0.05 | 1.5±0.1 | 1500 |
| TMPC | 0603 | 7.7±0.1 | 7.0±0.1 | 3.3±0.1 | 12.0±0.1 | 16.0±0.3 | 7.5±0.1 | 0.35±0.05 | 1.5±0.1 | 1000 |
| TMPC | 0604 | 7.7±0.1 | 7.0±0.1 | 4.3±0.1 | 12.0±0.1 | 16±0.3 | 7.5±0.1 | 0.35±0.05 | 1.5±0.1 | 1000 |
| TMPC | 0605 | 7.7±0.1 | 7.0±0.1 | 5.3±0.1 | 12.0±0.1 | 16.0±0.3 | 7.5±0.1 | 0.35±0.05 | 1.5±0.1 | 800 |

(3) Tearing Off Force

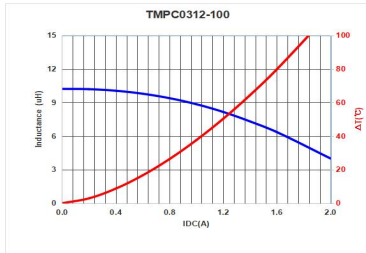
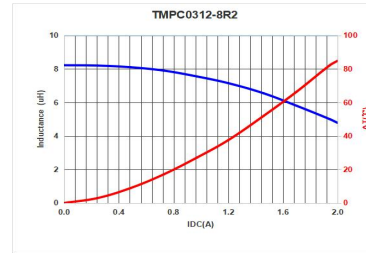
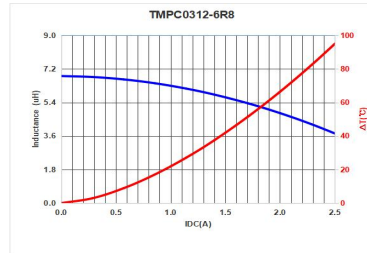
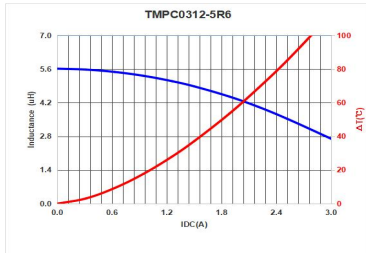
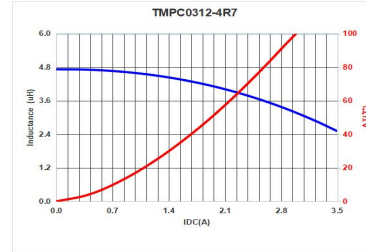
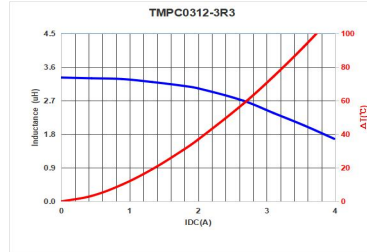
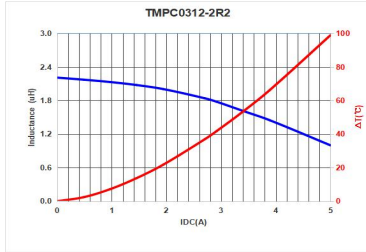
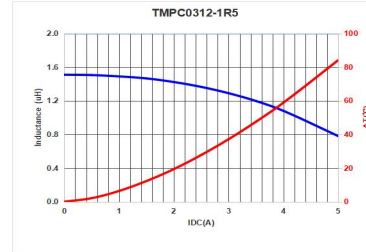
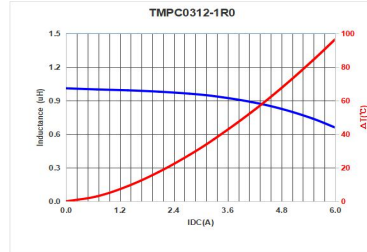
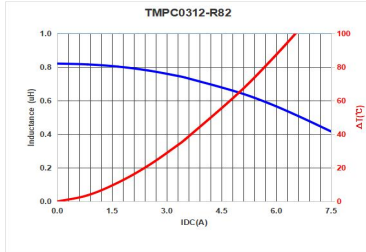
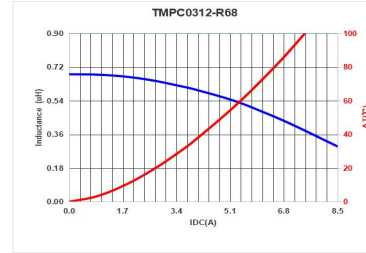
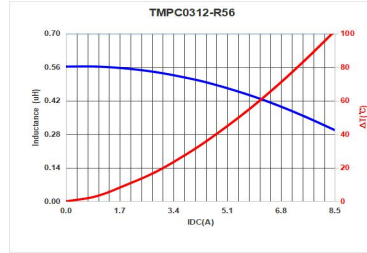
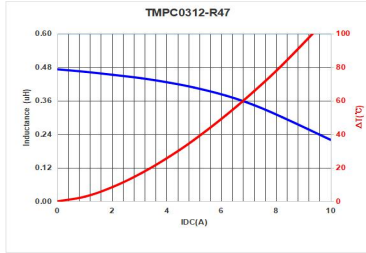
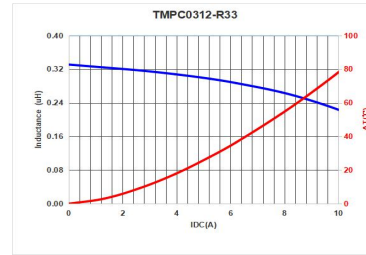
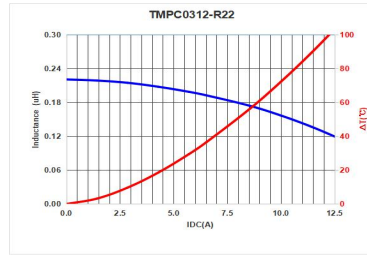
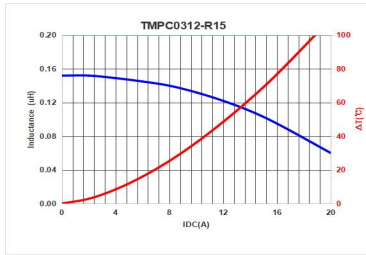


The force for tearing off cover tape is 10 to 130 grams in the arrow direction under the following conditions(referenced ANSI/EIA-481-D-2008 of 4.11 standard).

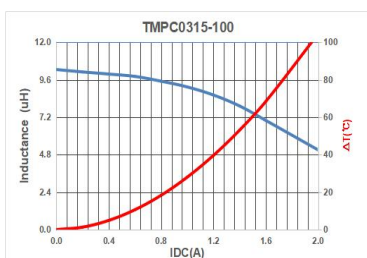
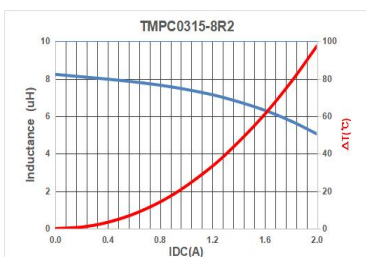
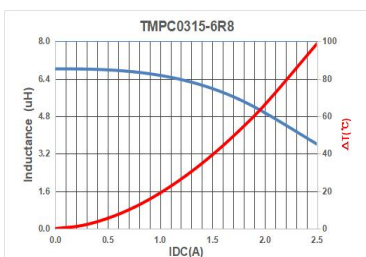
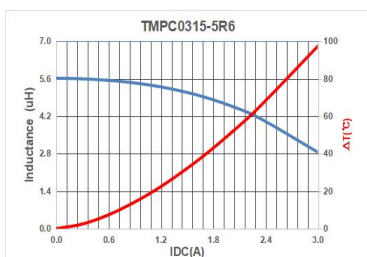
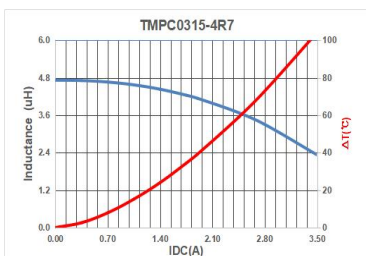
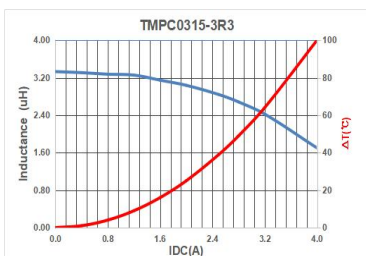
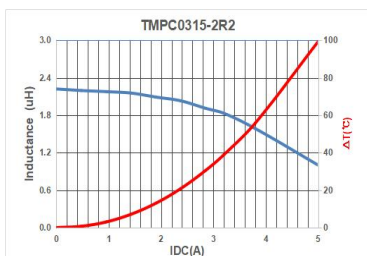
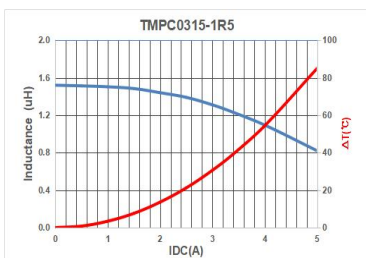
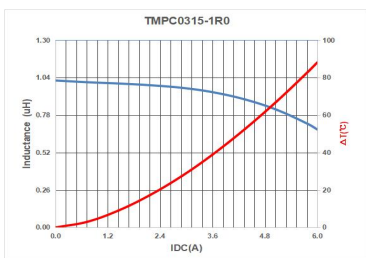
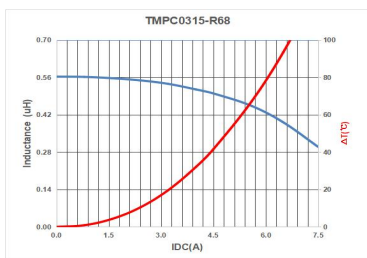
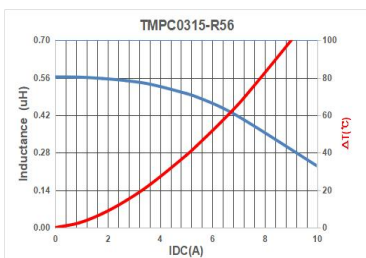
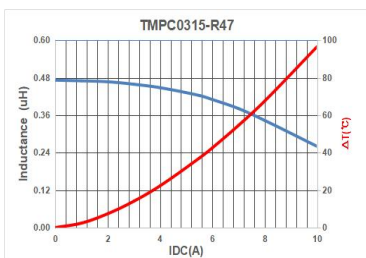
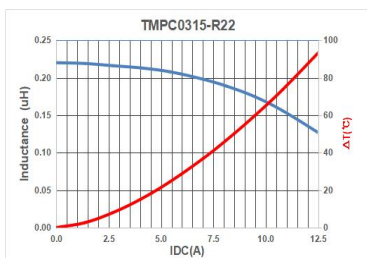
| Tearing Speed mm | Room Temp. (°C) | Room Humidity (%) | Room atm (hPa) |
|---------------------|--------------------|----------------------|-------------------|
| 300±10 | 5~35 | 45~85 | 860~1060 |

11. Typical Performance Curves

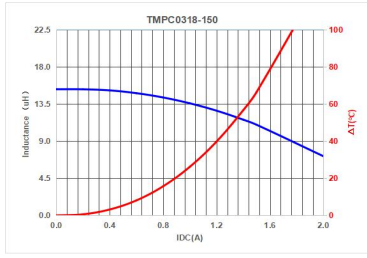
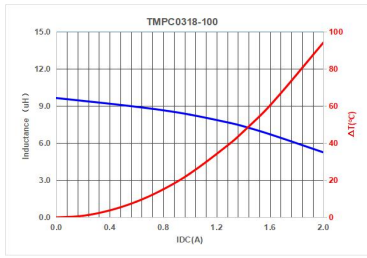
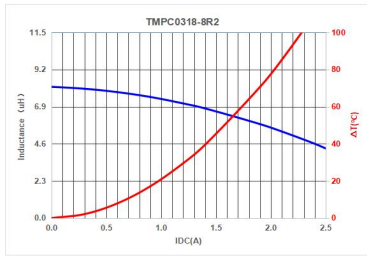
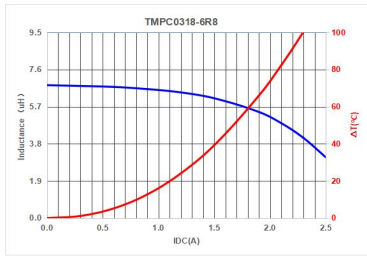
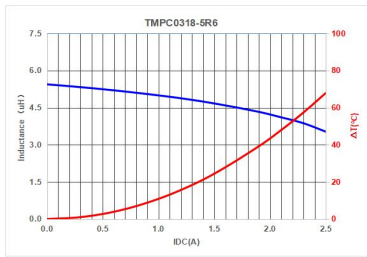
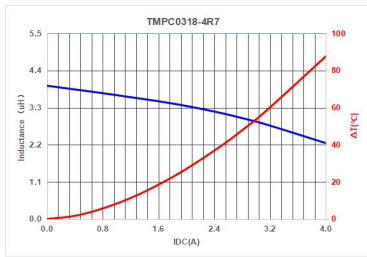
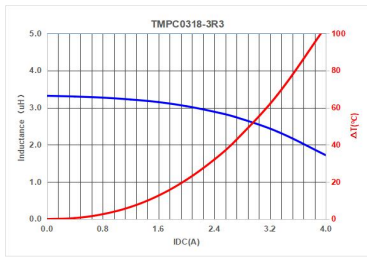
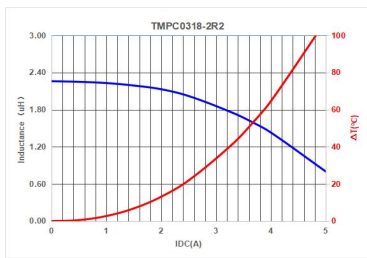
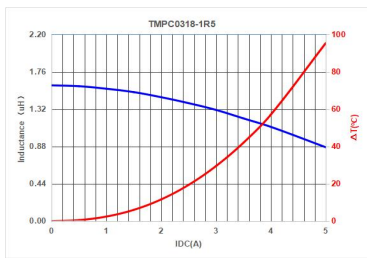
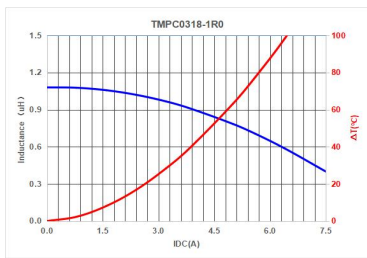
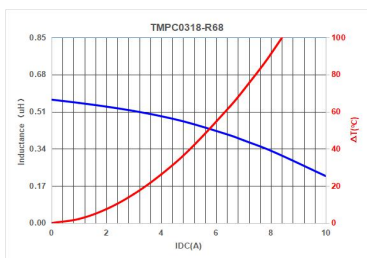
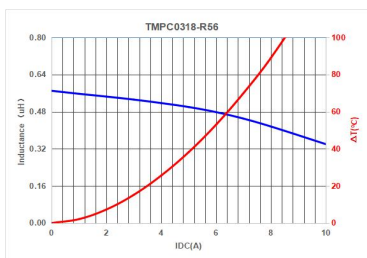
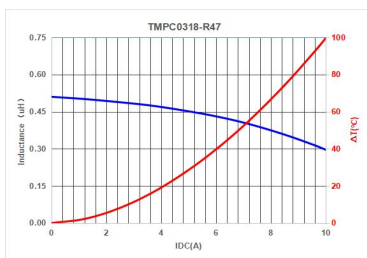
TMPC0312



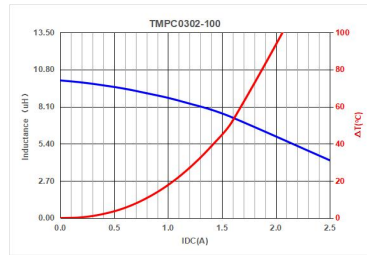
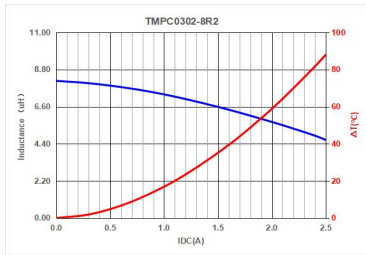
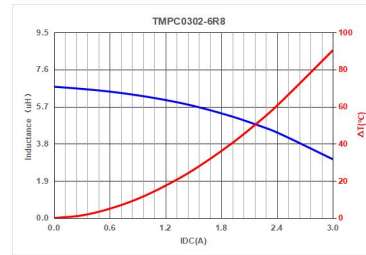
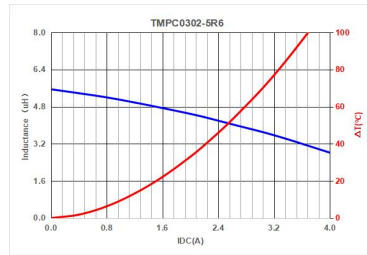
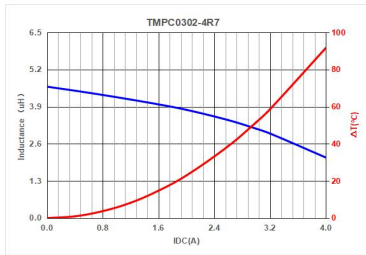
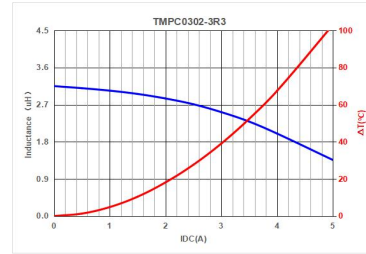
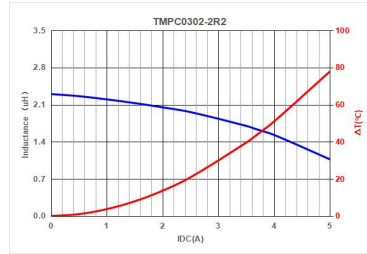
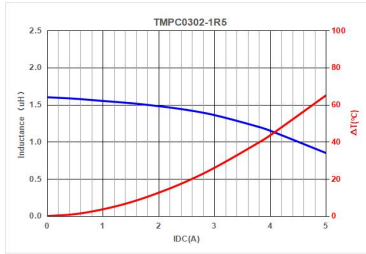
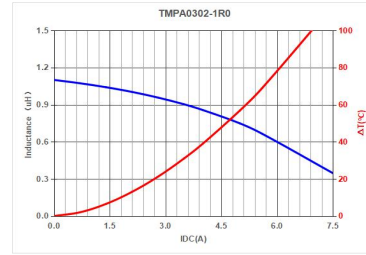
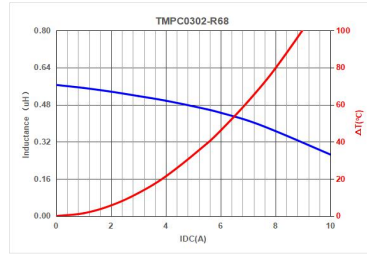
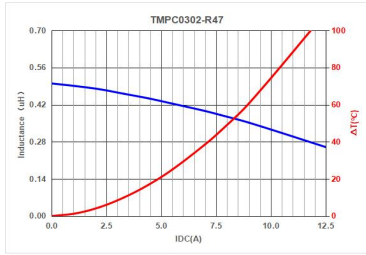
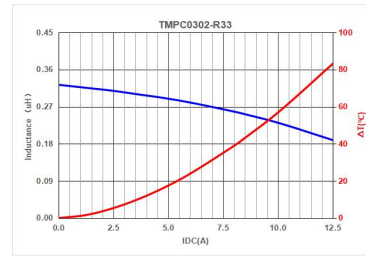
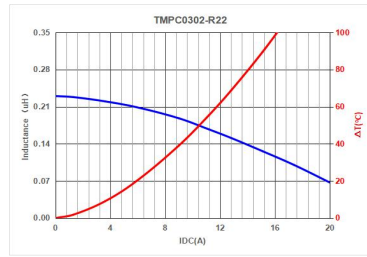
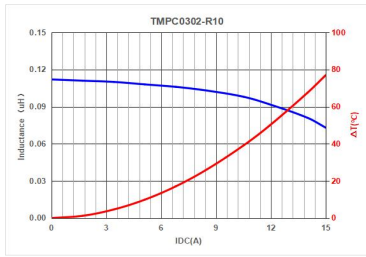
TMPC0315



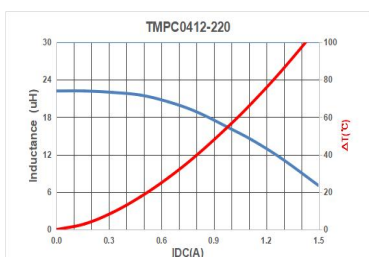
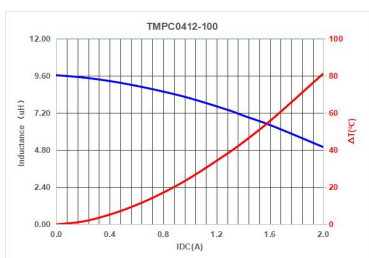
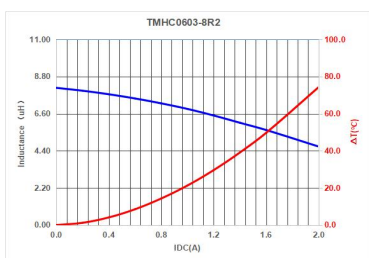
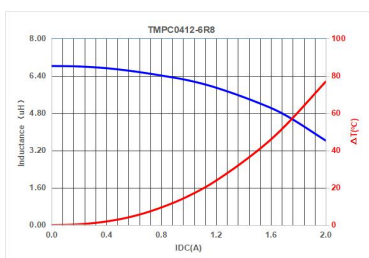
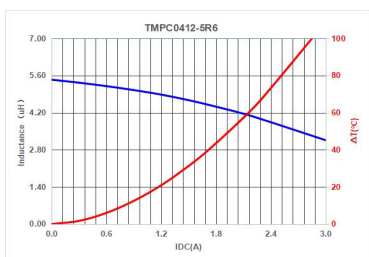
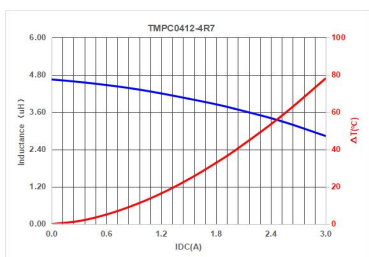
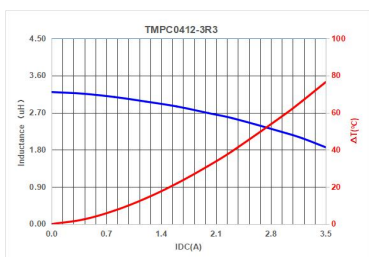
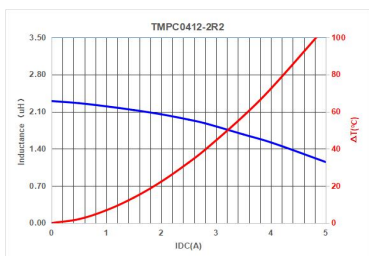
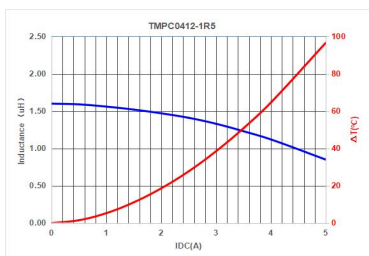
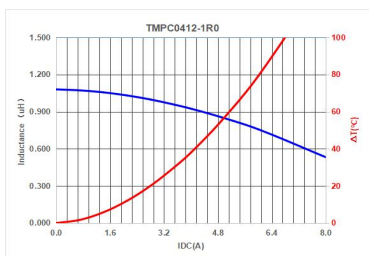
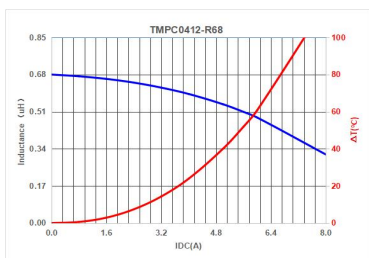
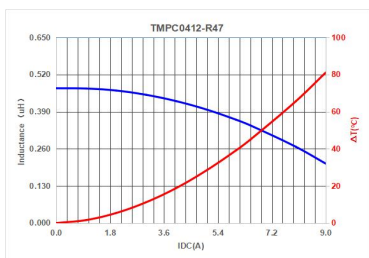
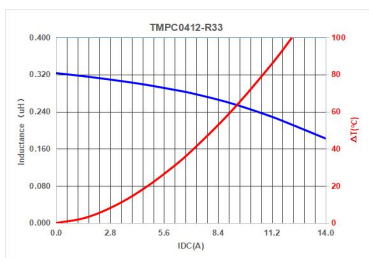
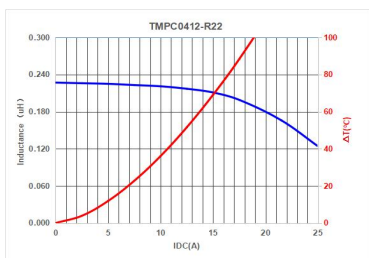
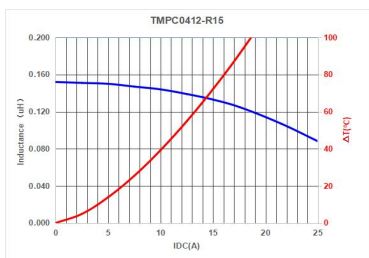
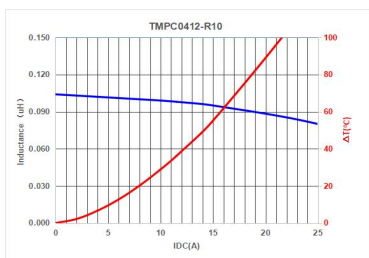
TMPC0318



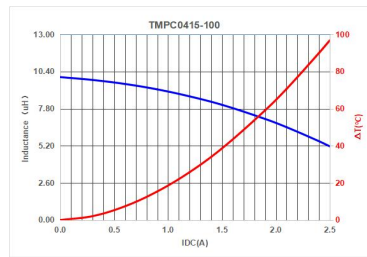
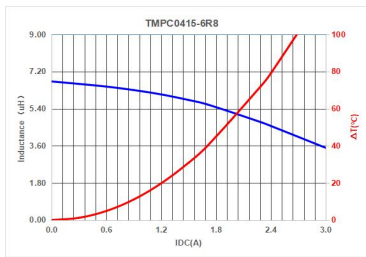
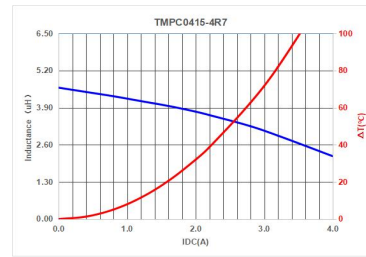
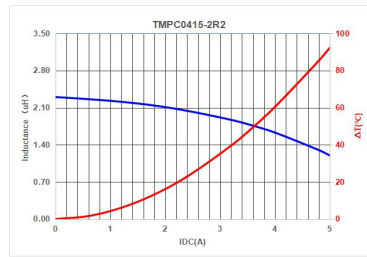
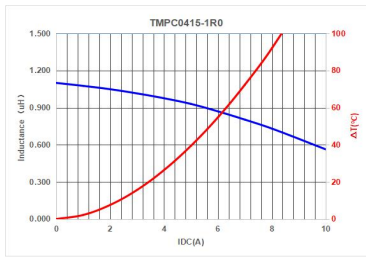
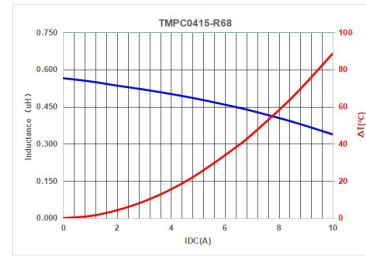
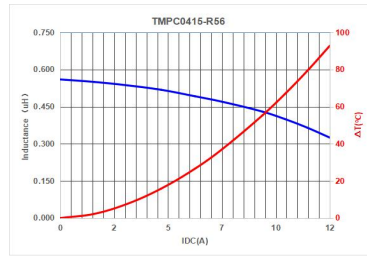
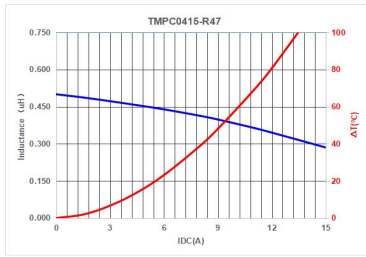
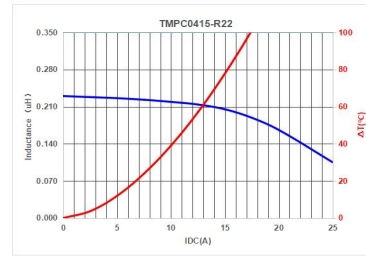
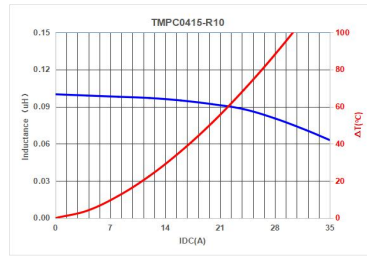
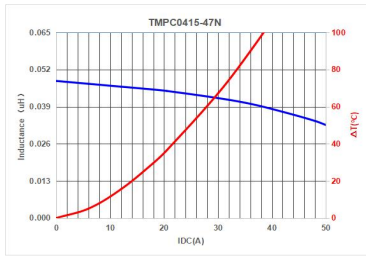
TMPC0302



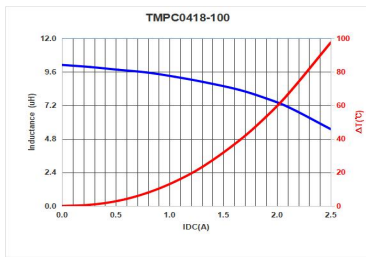
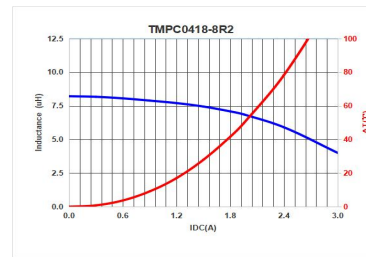
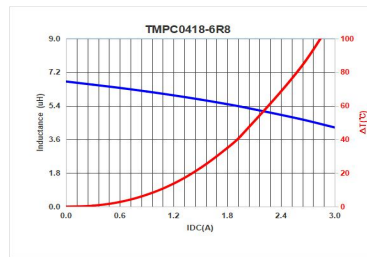
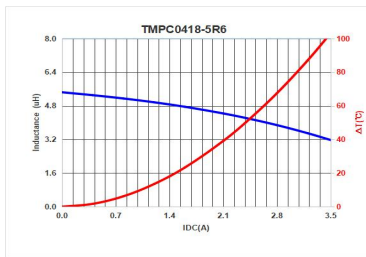
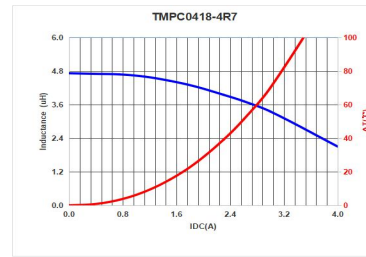
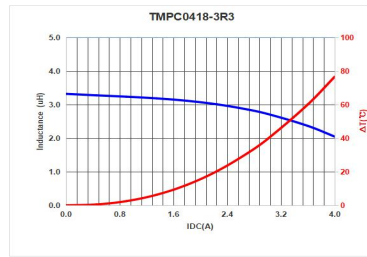
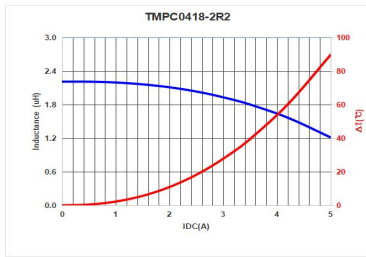
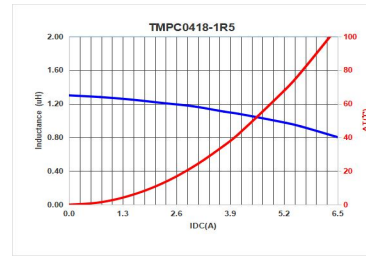
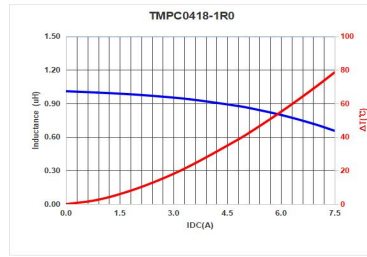
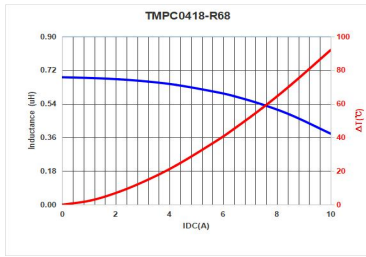
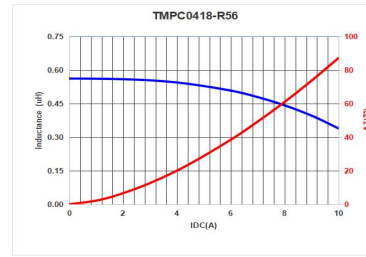
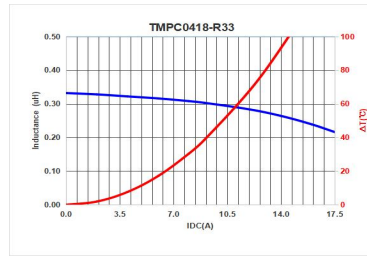
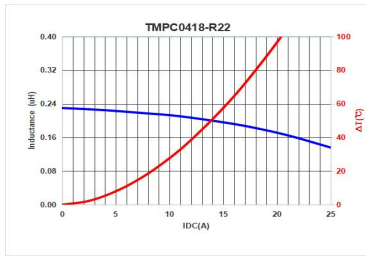
TMPC0412



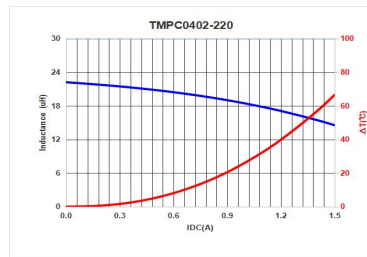
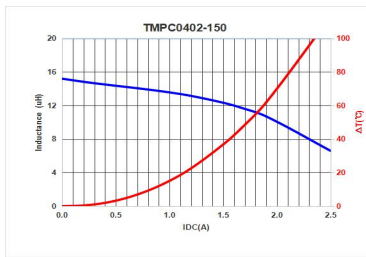
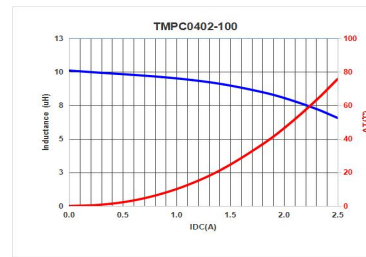
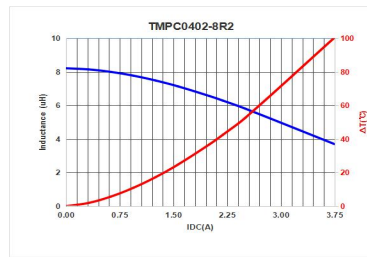
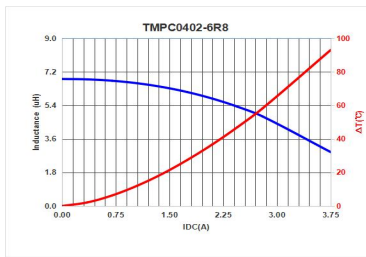
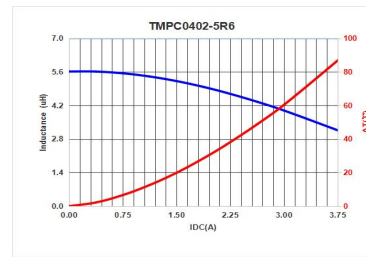
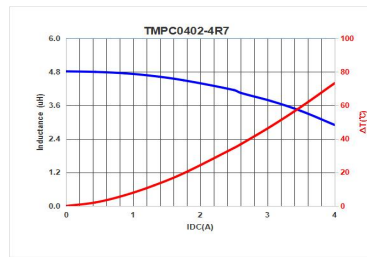
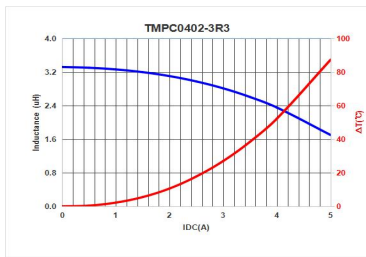
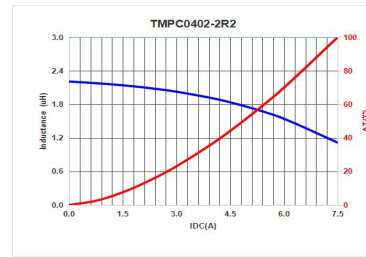
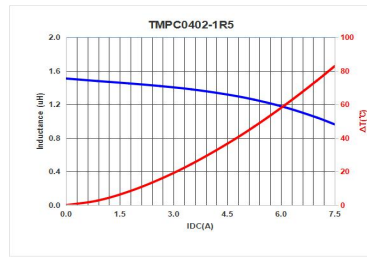
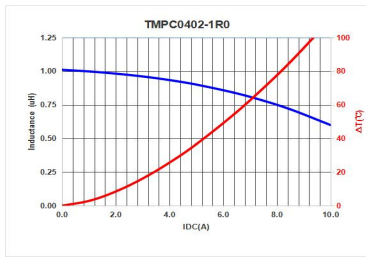
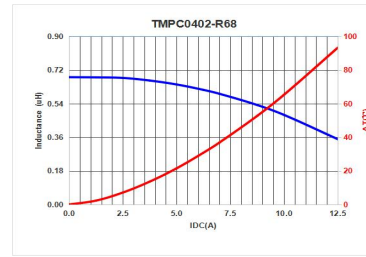
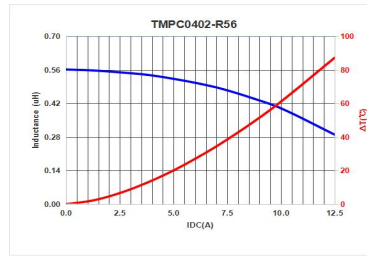
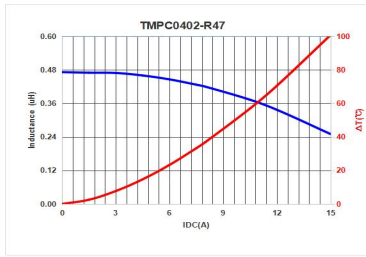
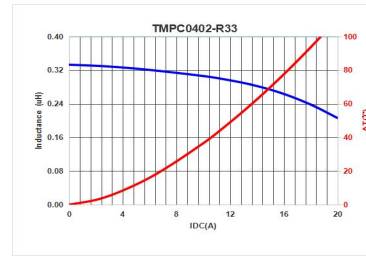
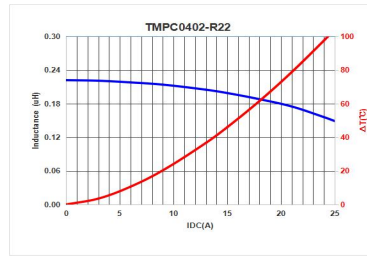
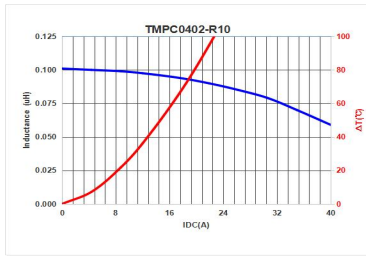
TMPC0415



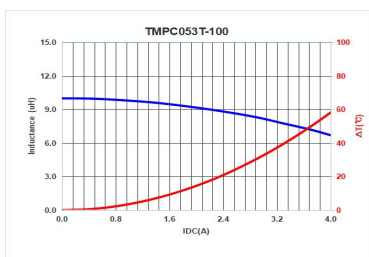
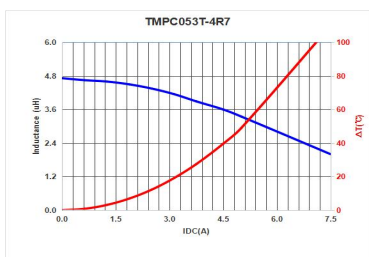
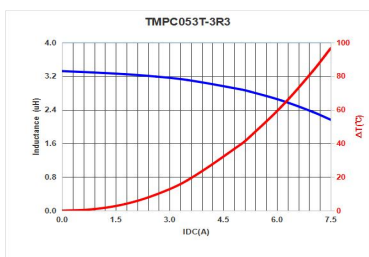
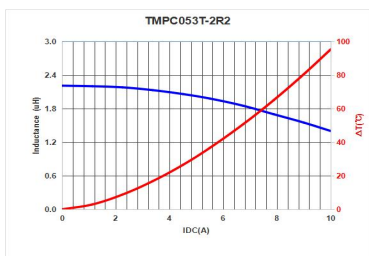
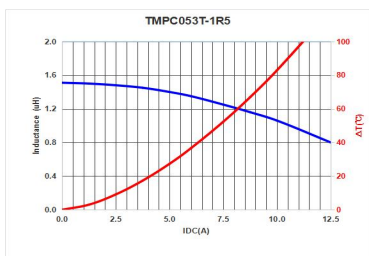
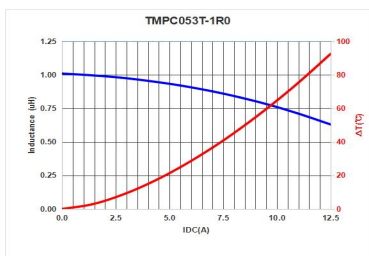
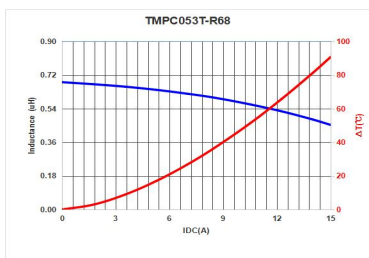
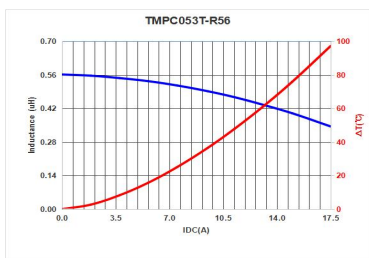
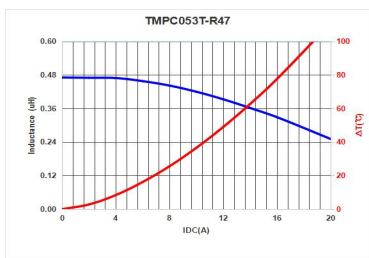
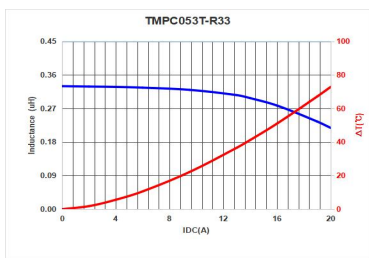
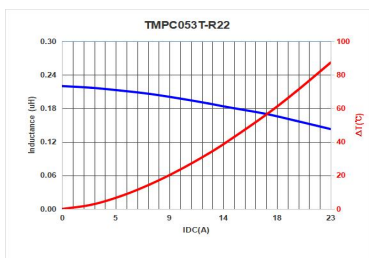
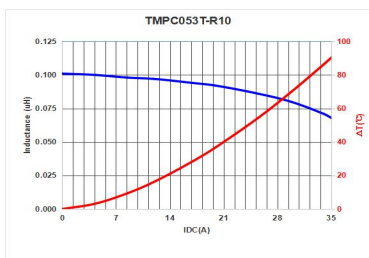
TMPC0418



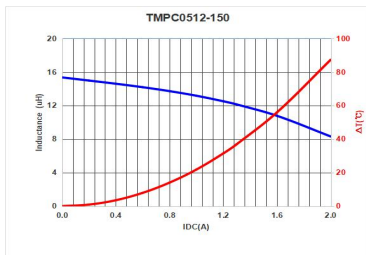
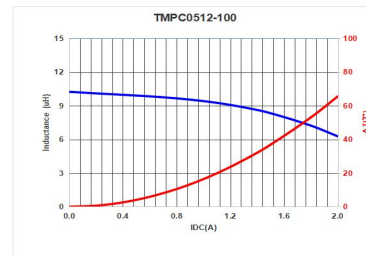
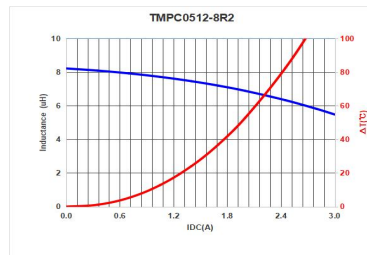
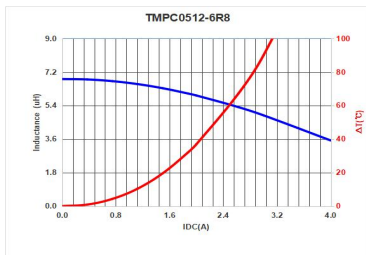
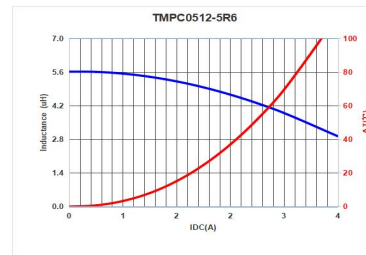
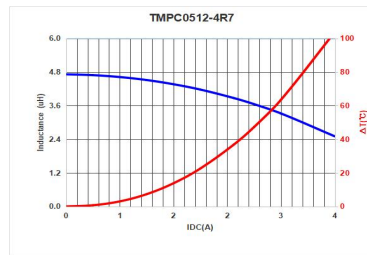
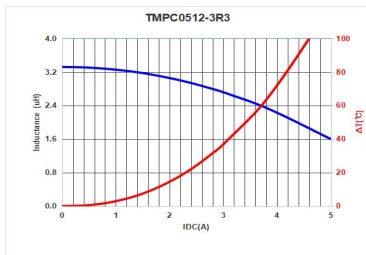
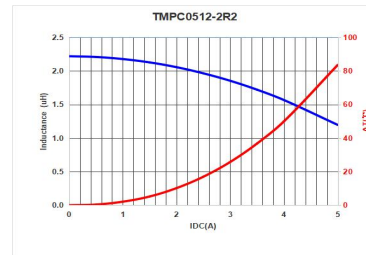
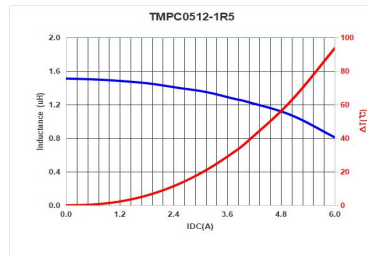
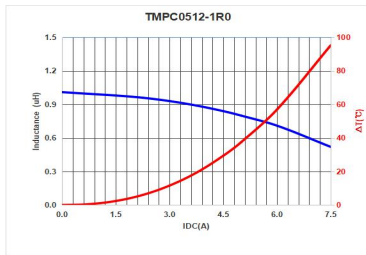
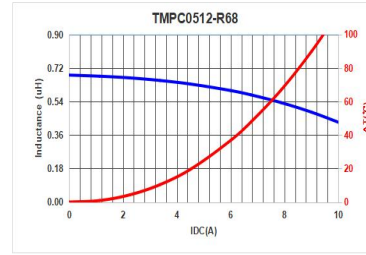
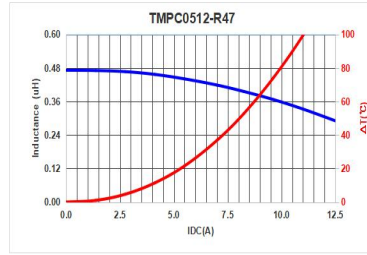
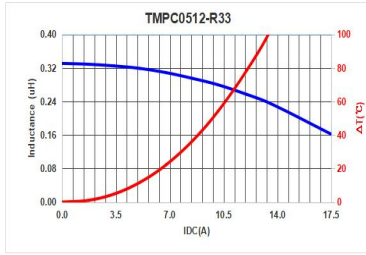
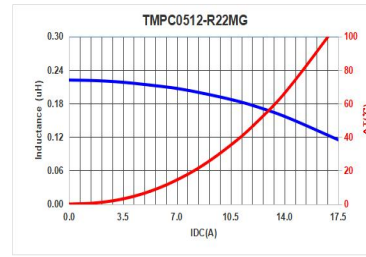
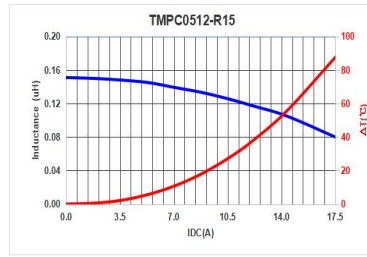
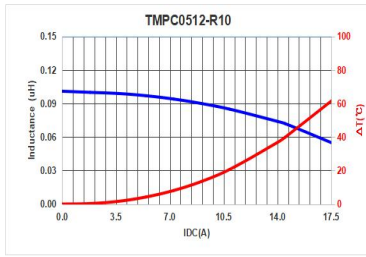
TMPC0402



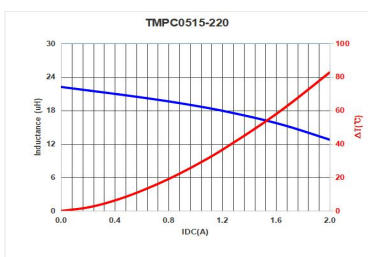
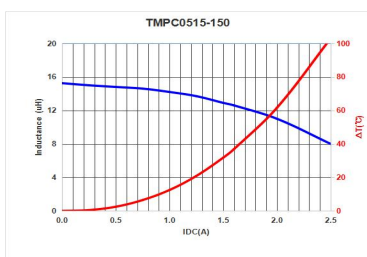
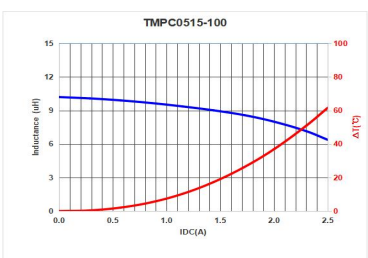
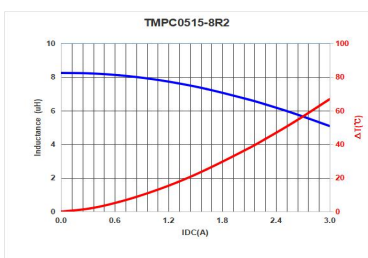
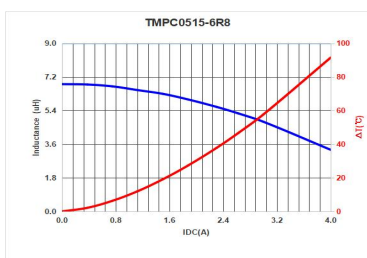
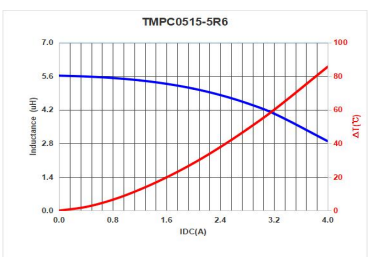
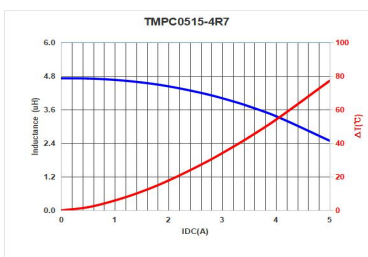
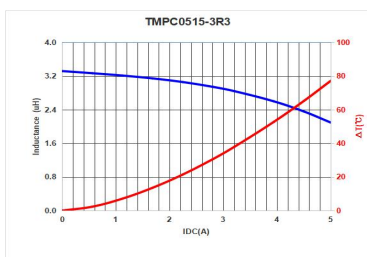
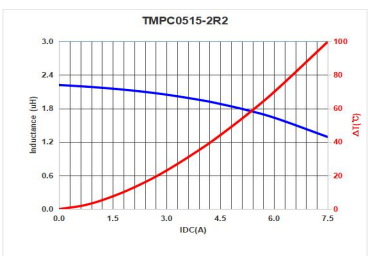
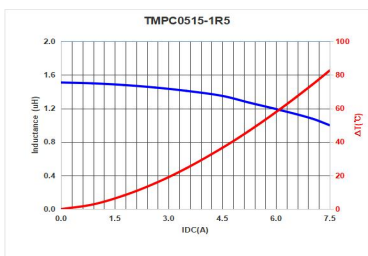
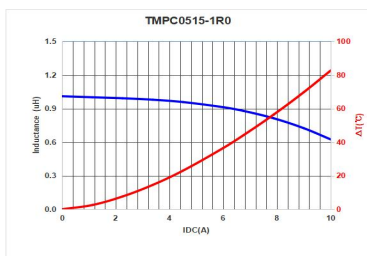
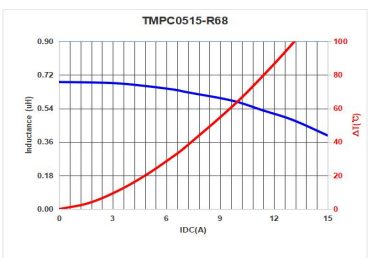
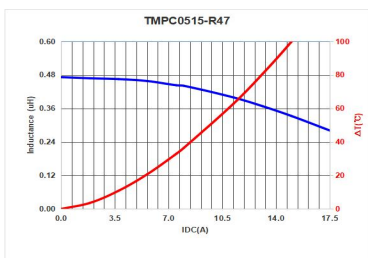
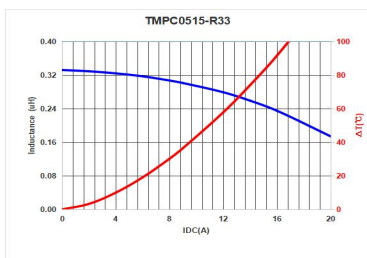
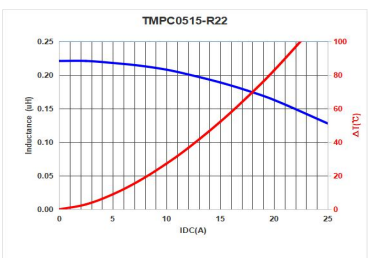
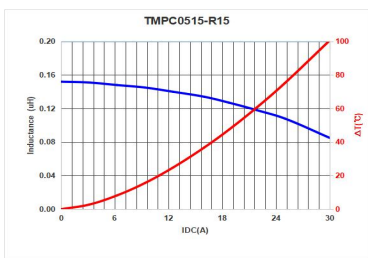
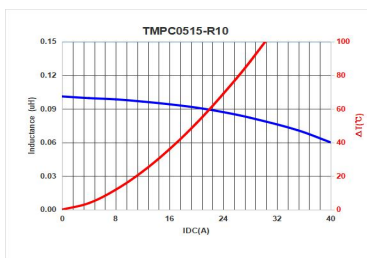
TMPC053T



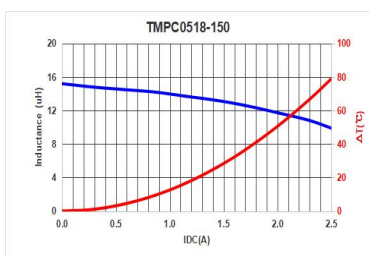
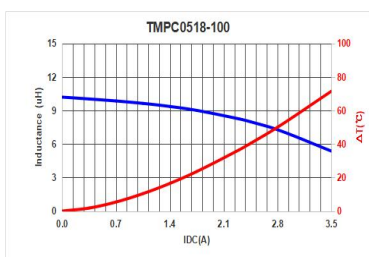
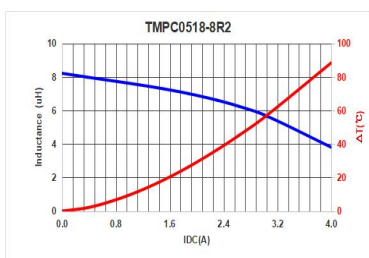
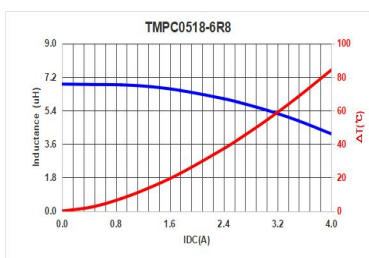
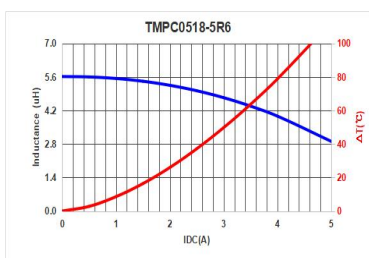
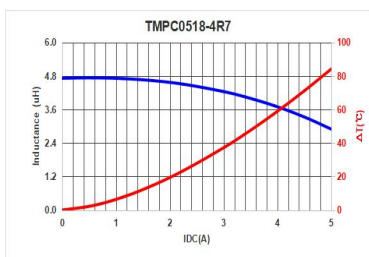
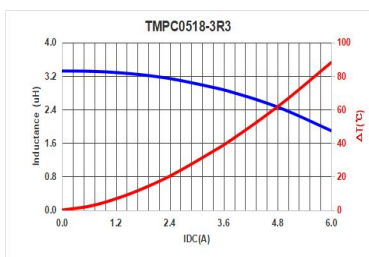
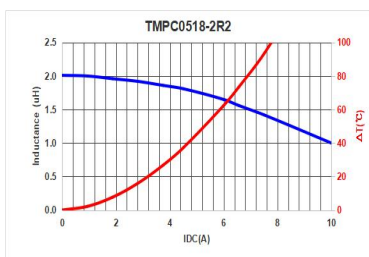
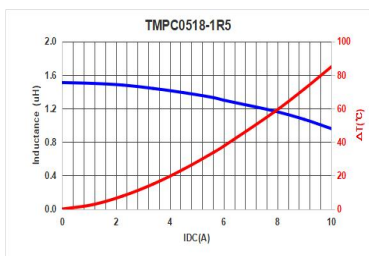
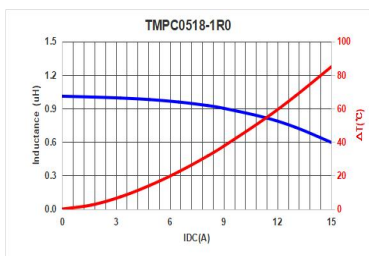
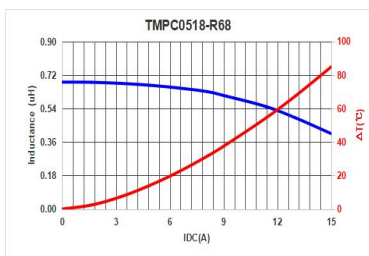
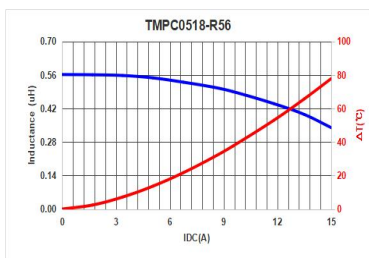
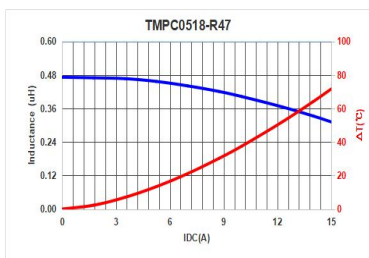
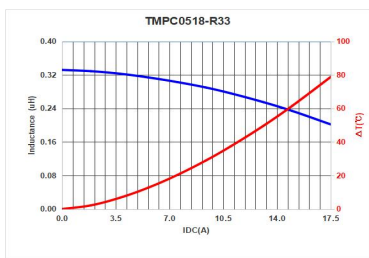
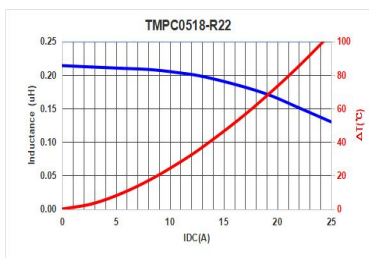
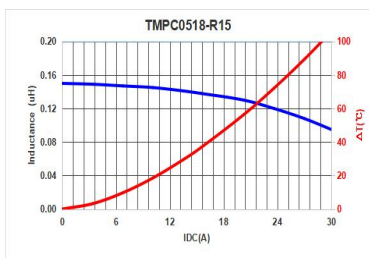
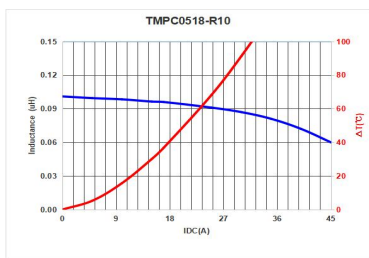
TMPC0512



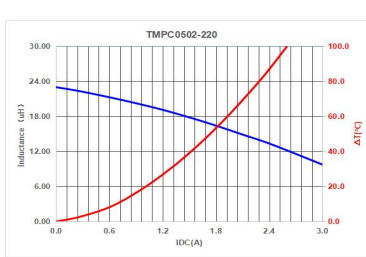
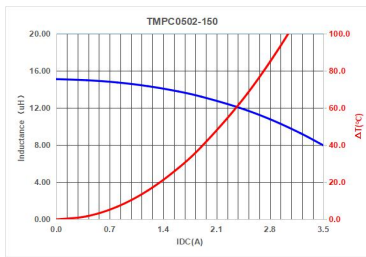
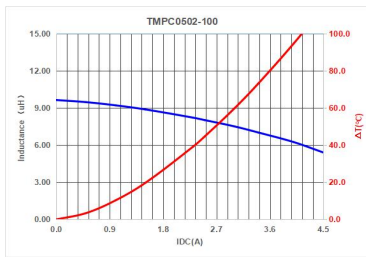
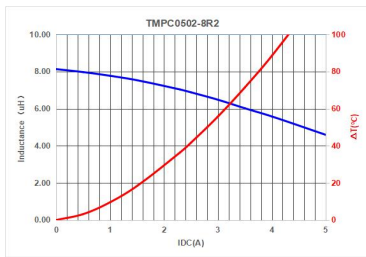
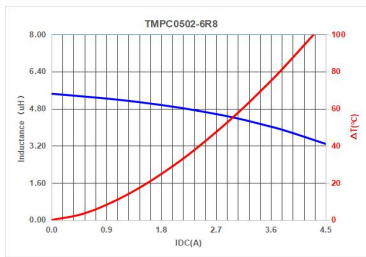
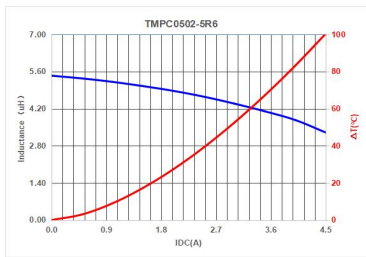
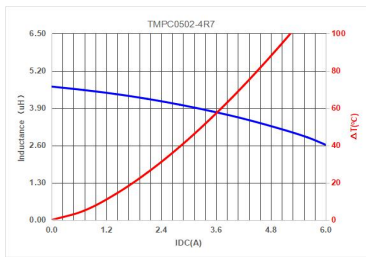
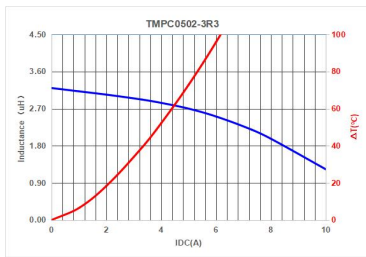
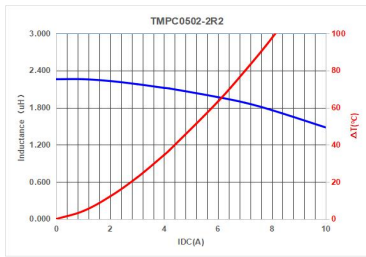
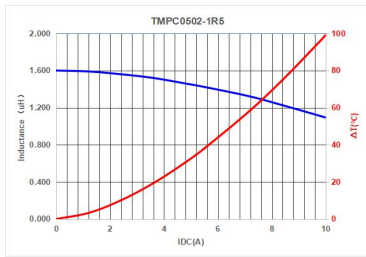
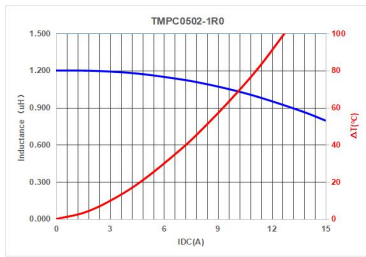
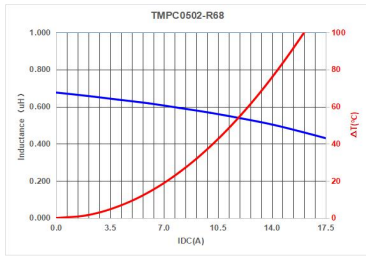
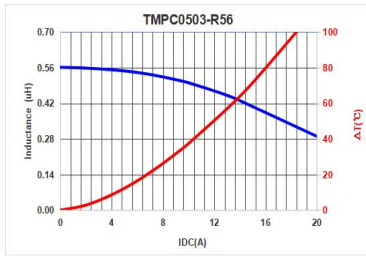
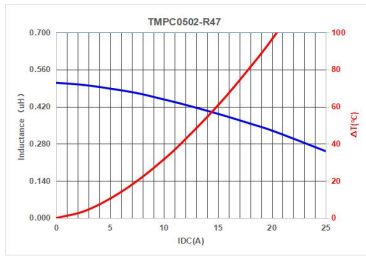
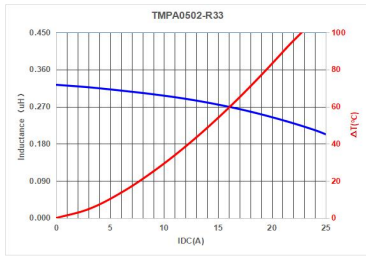
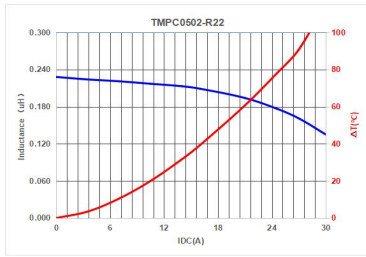
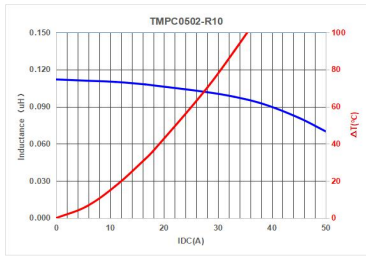
TMPC0515



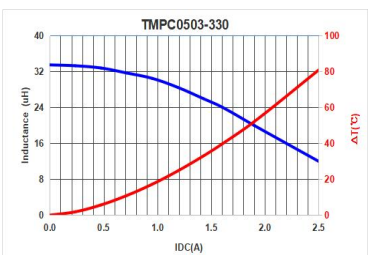
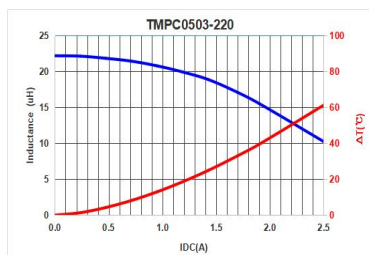
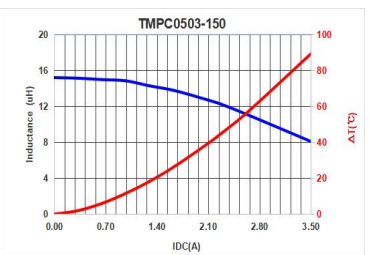
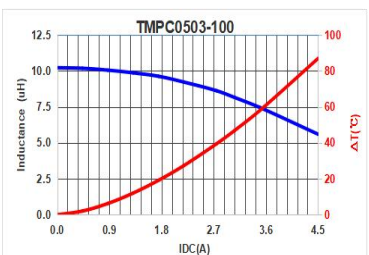
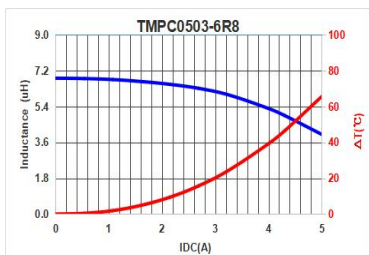
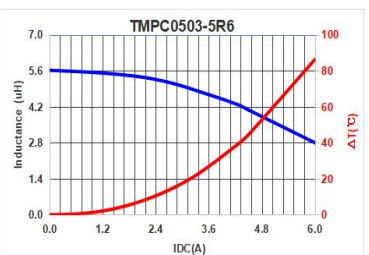
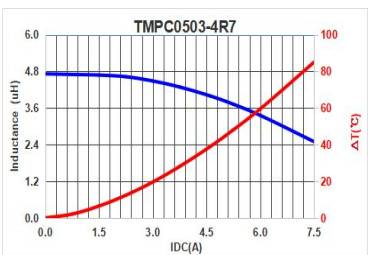
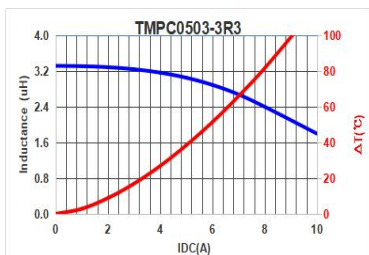
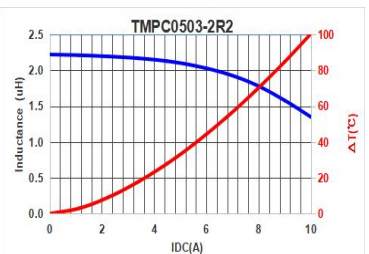
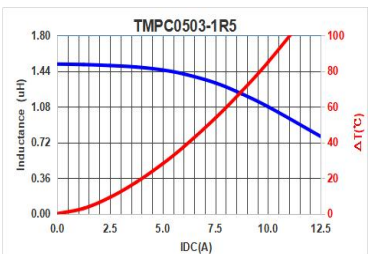
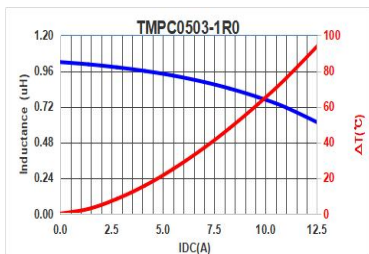
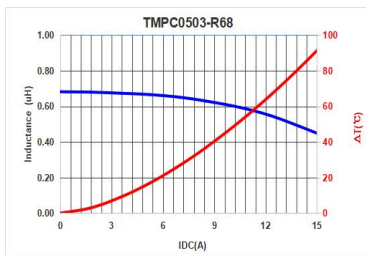
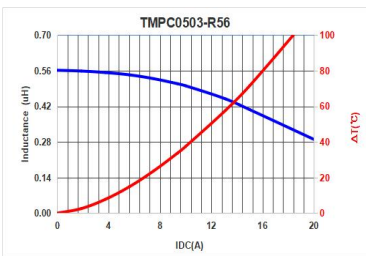
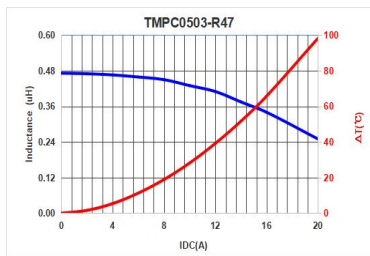
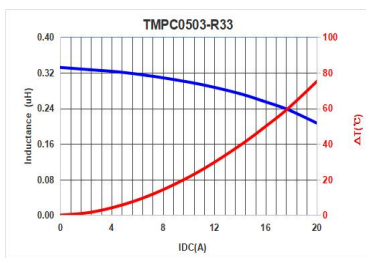
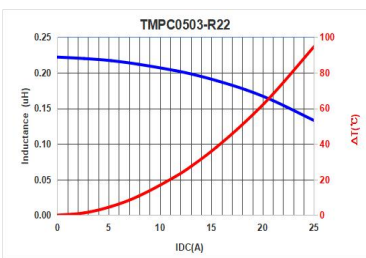
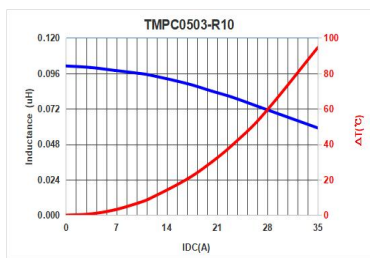
TMPC0518



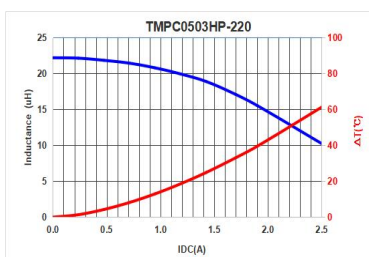
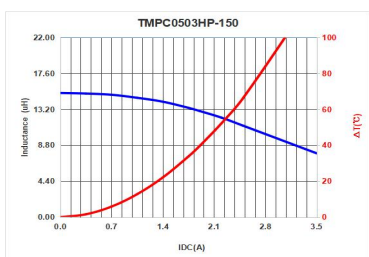
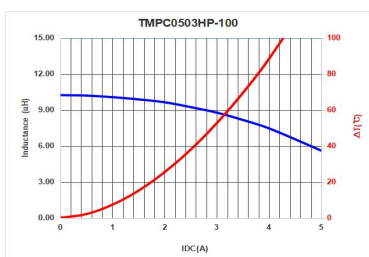
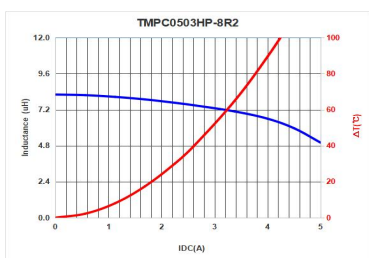
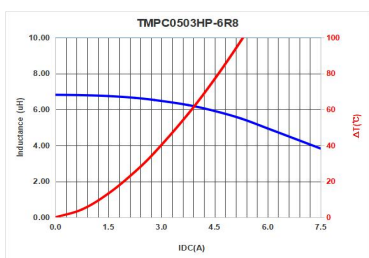
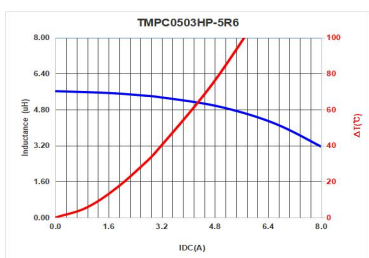
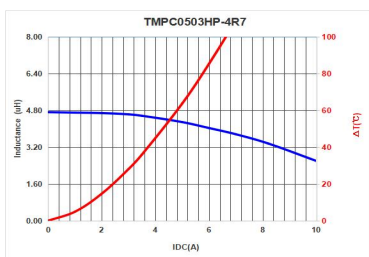
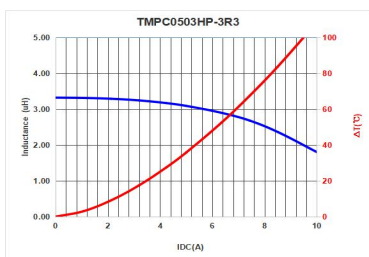
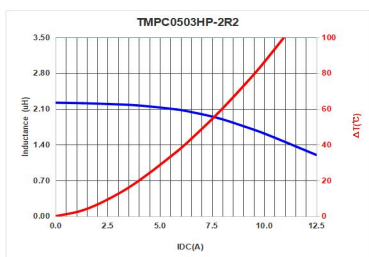
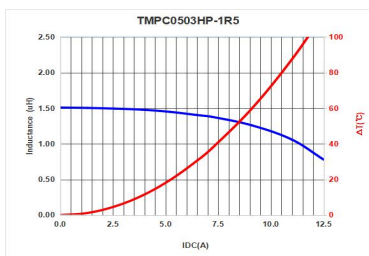
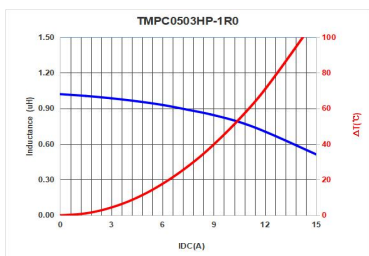
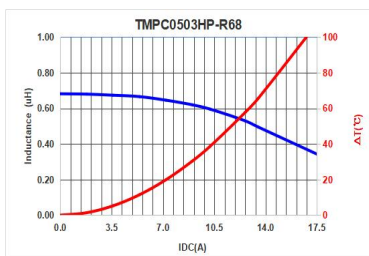
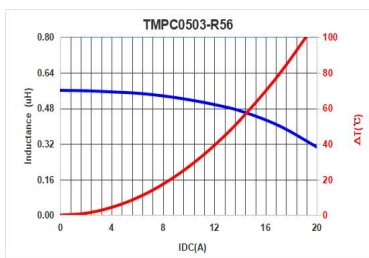
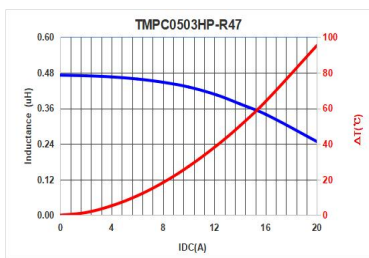
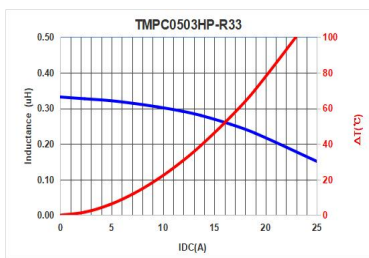
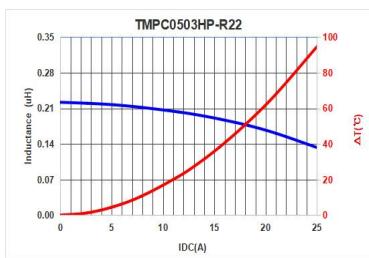
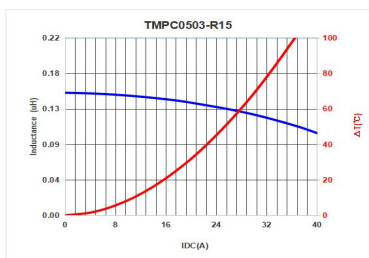
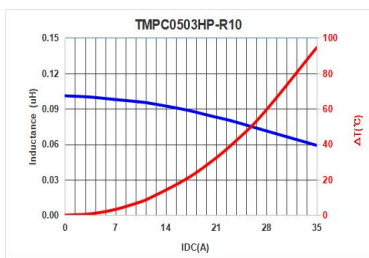
TMPC0502



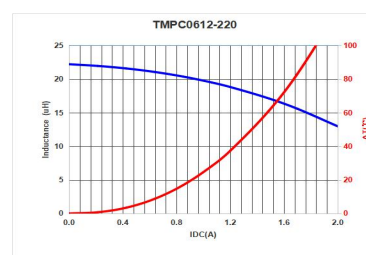
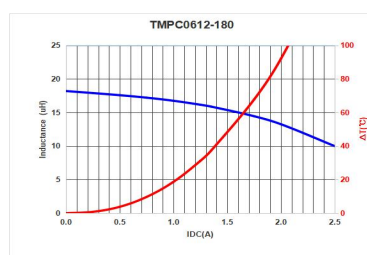
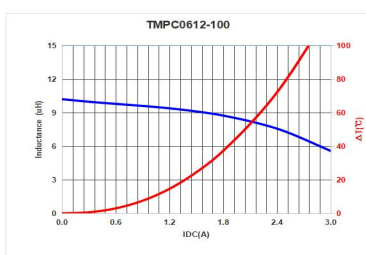
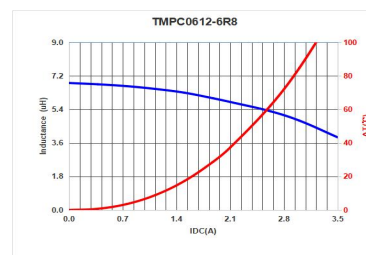
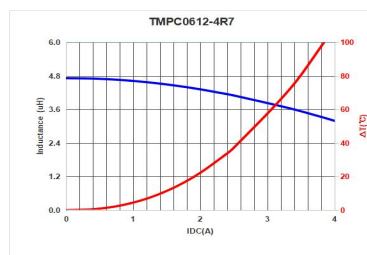
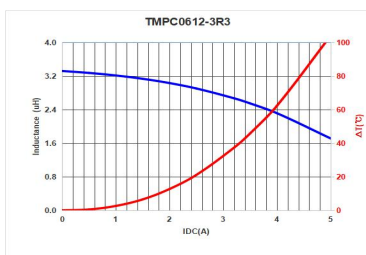
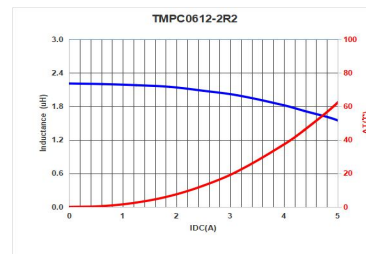
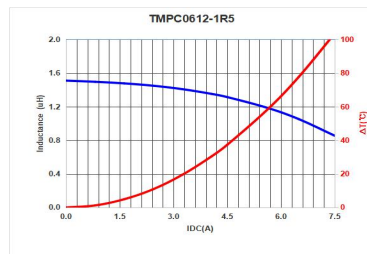
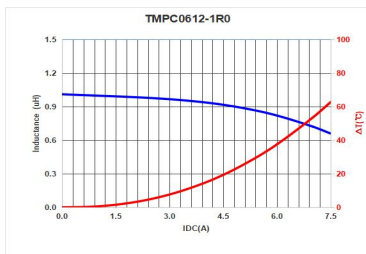
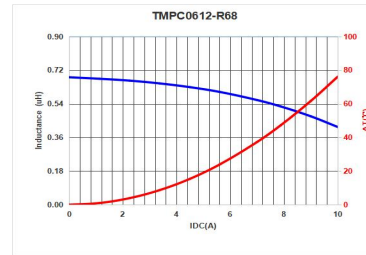
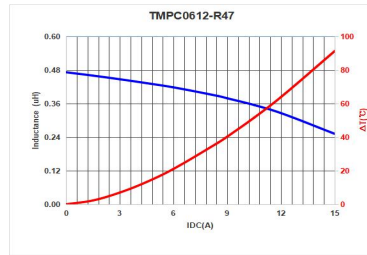
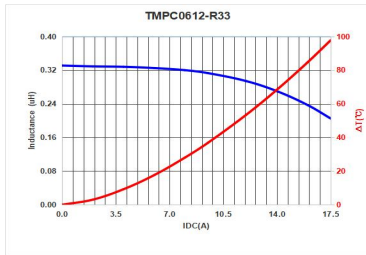
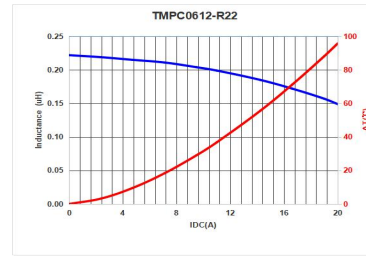
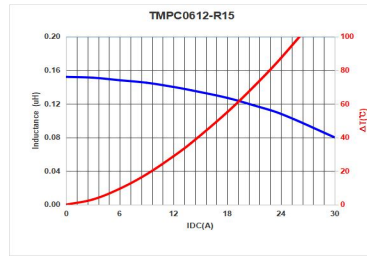
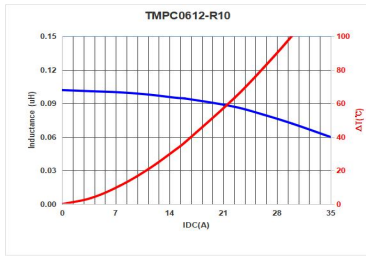
TMPC0503



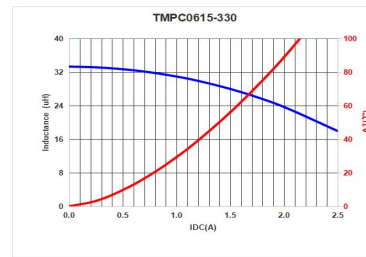
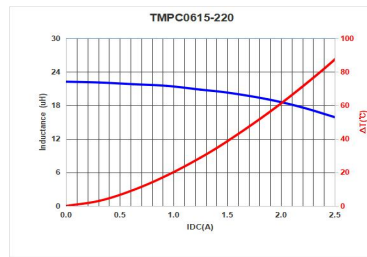
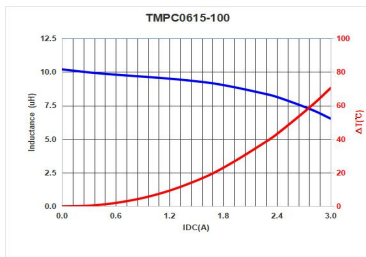
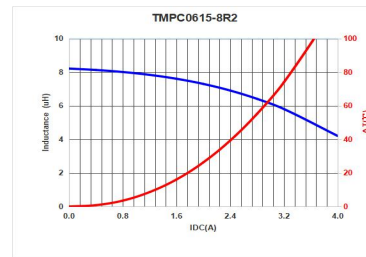
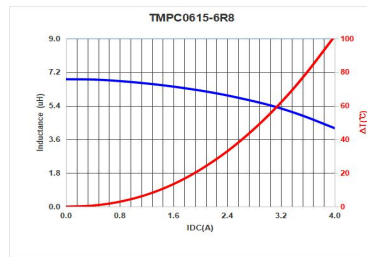
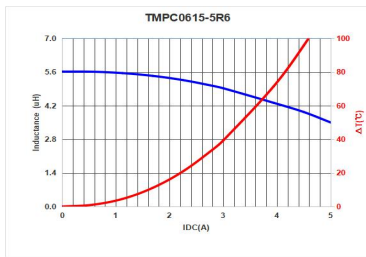
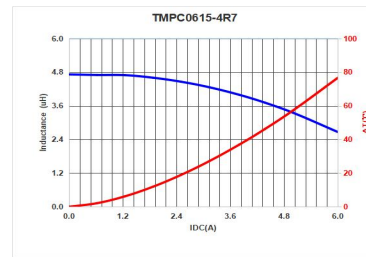
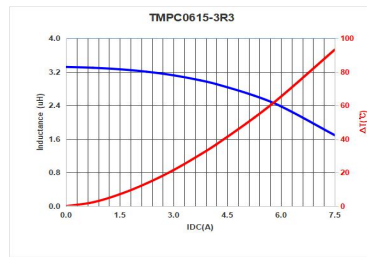
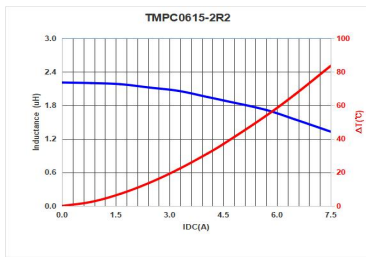
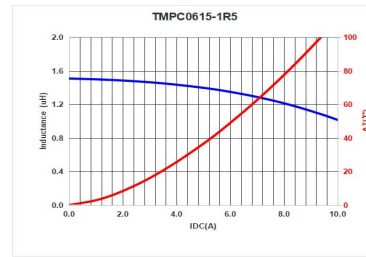
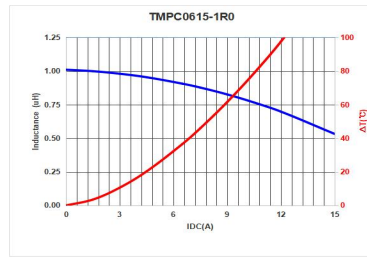
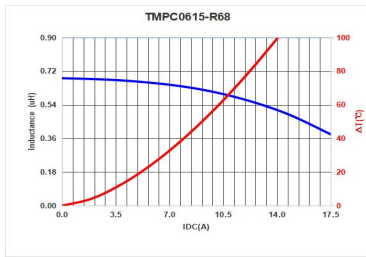
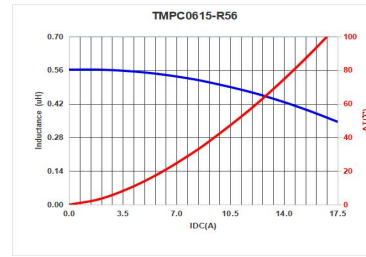
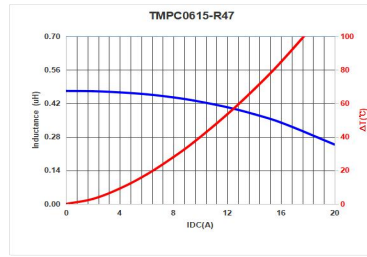
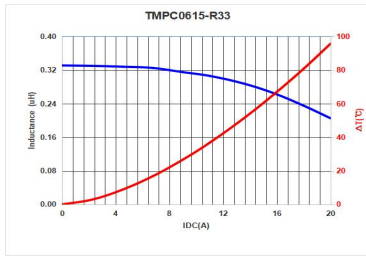
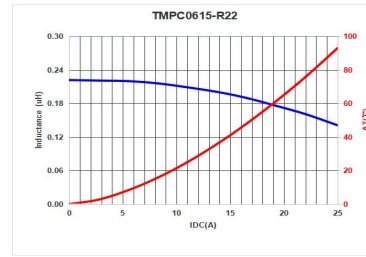
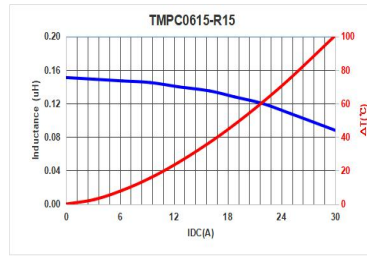
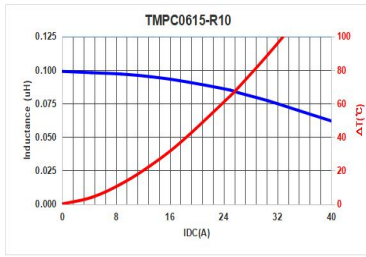
TMPC0503HP



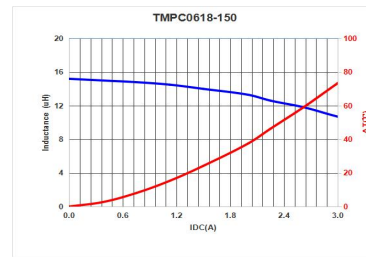
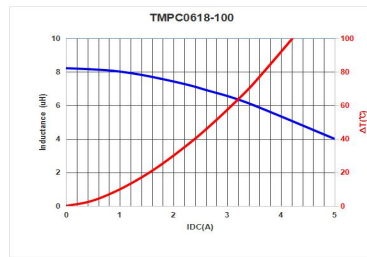
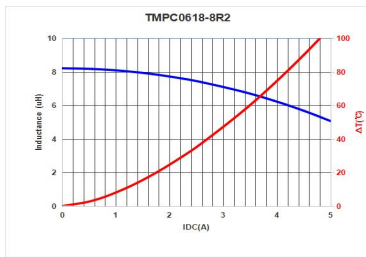
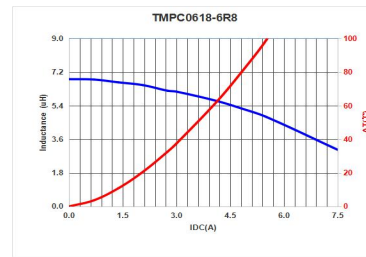
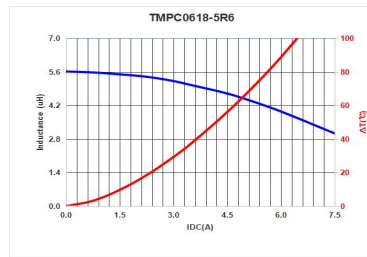
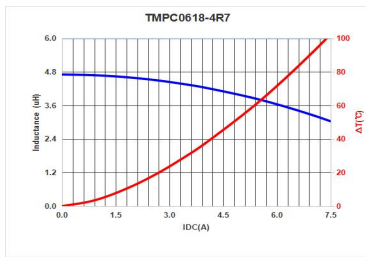
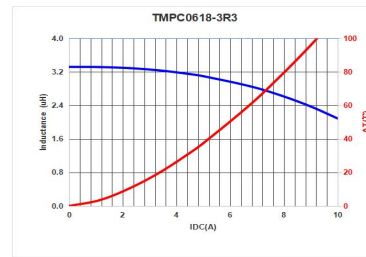
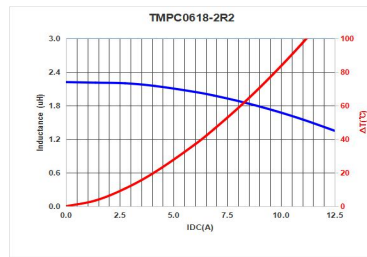
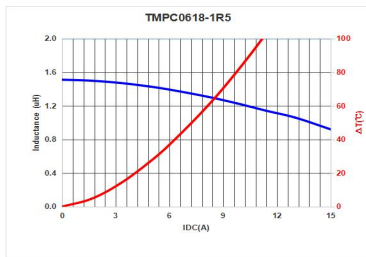
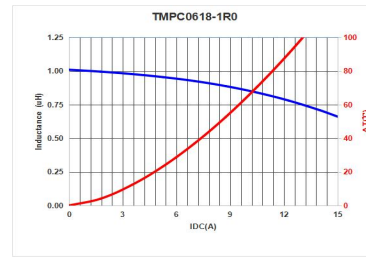
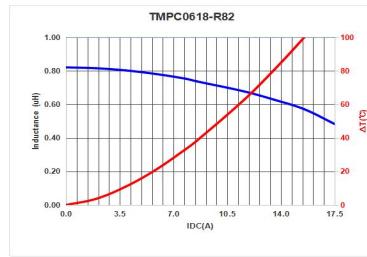
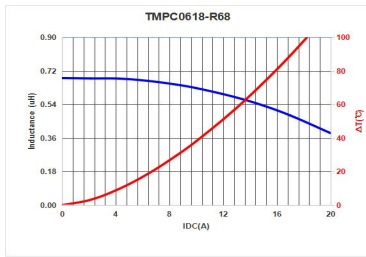
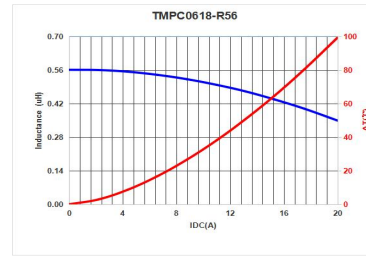
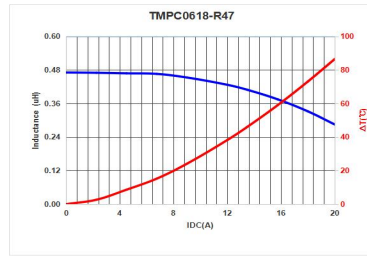
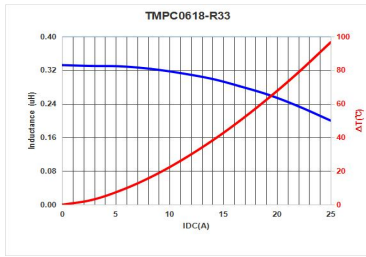
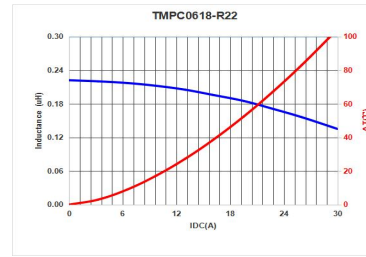
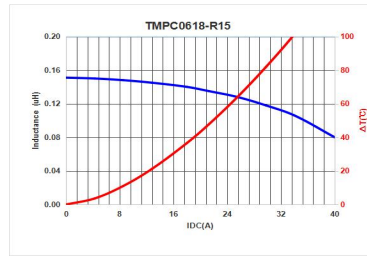
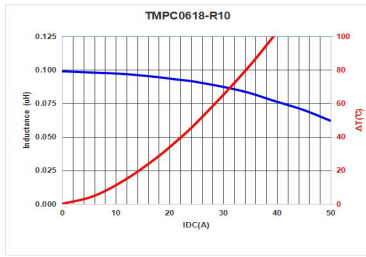
TMPC0612

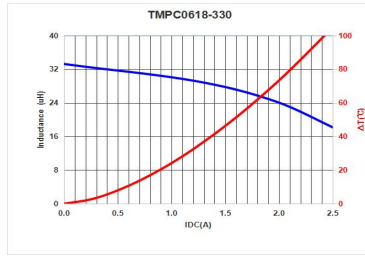
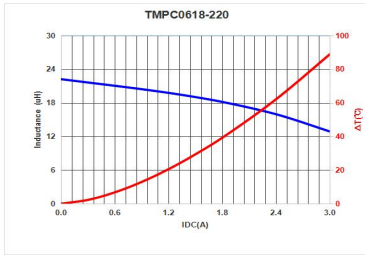


TMPC0615

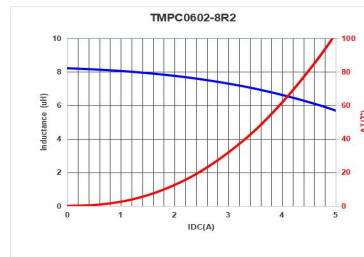
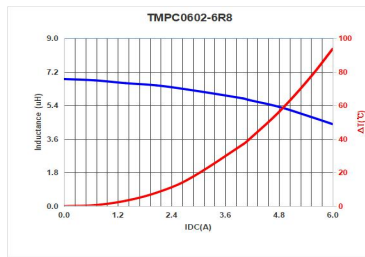
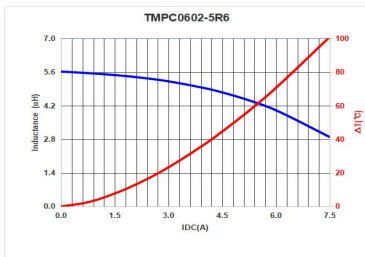
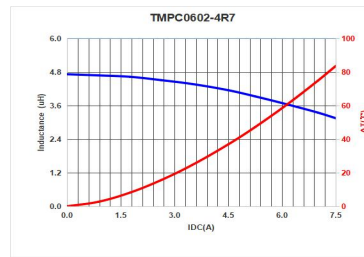
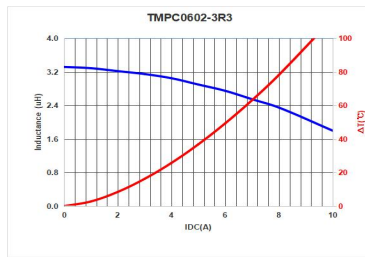
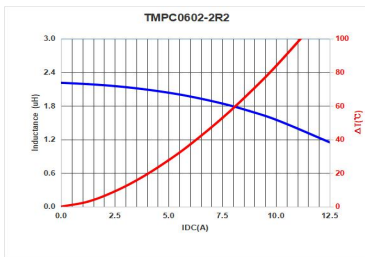
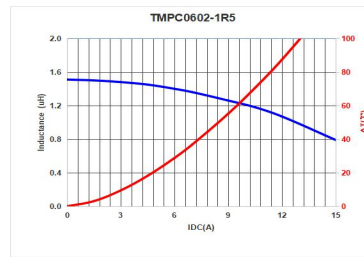
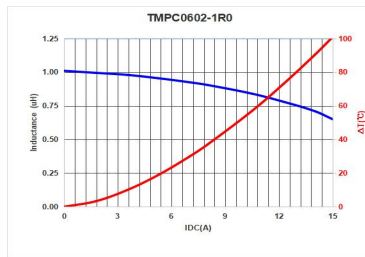
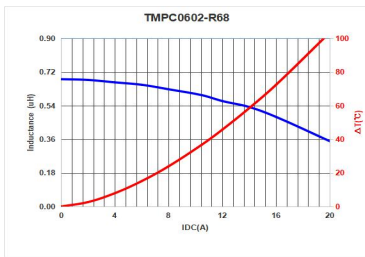
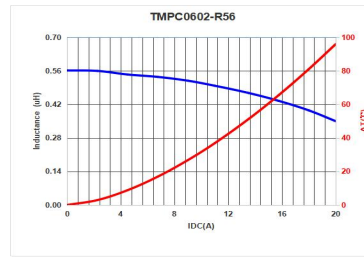
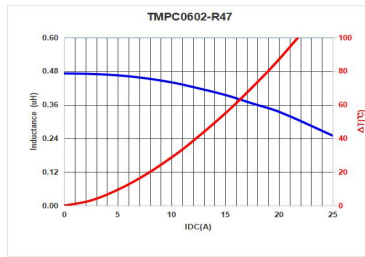
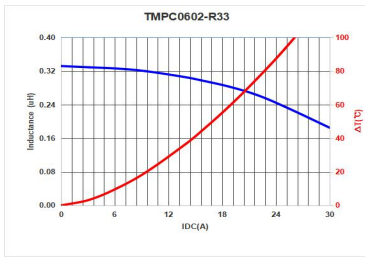
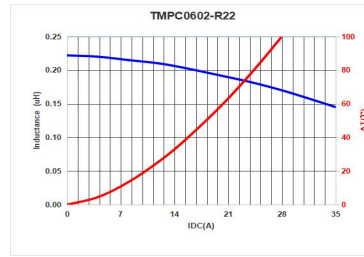
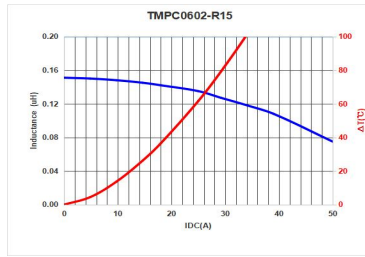
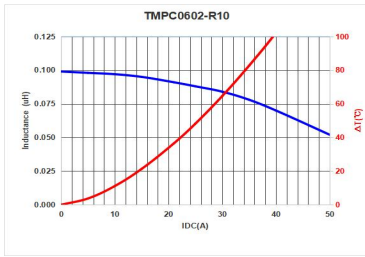


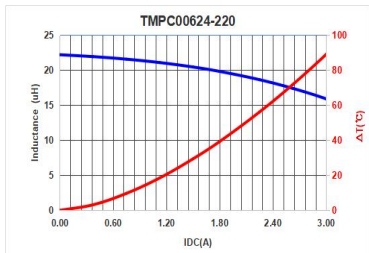
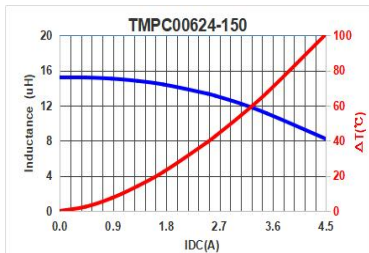
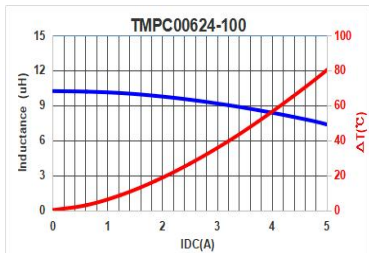
TMPC0618



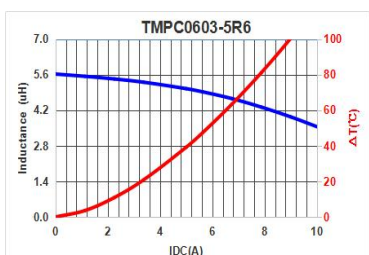
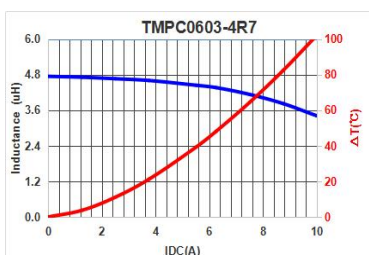
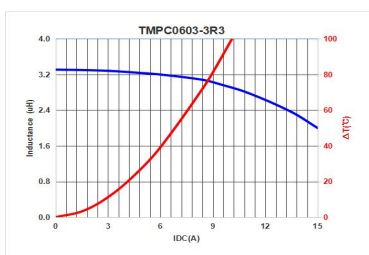
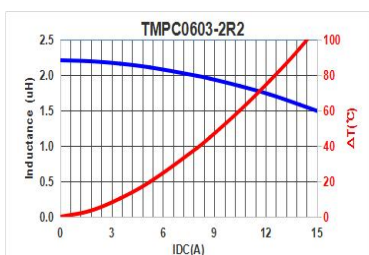
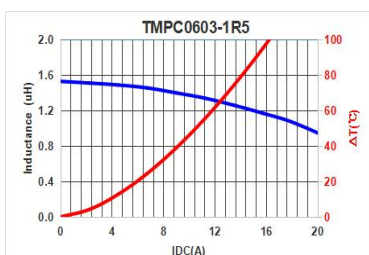
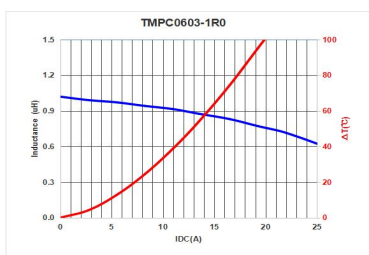
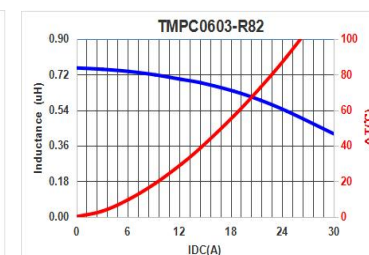
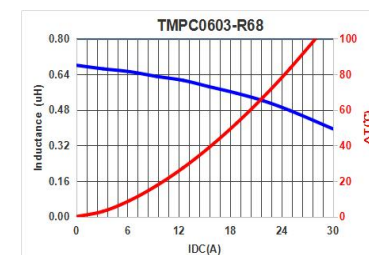
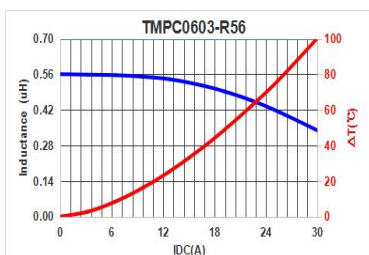
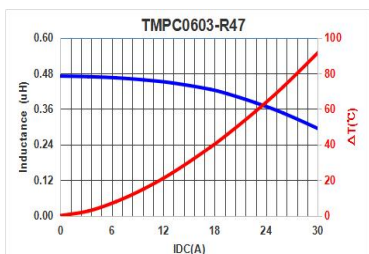
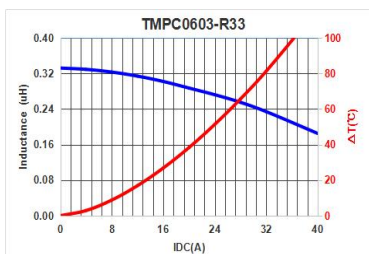
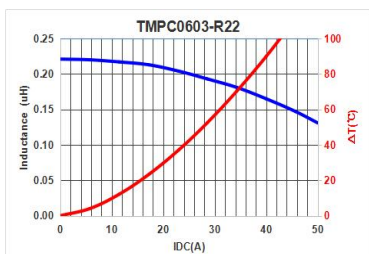
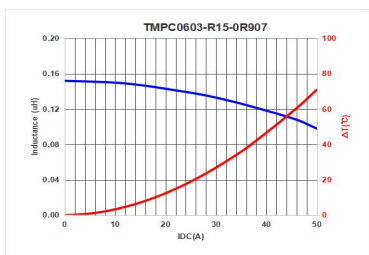
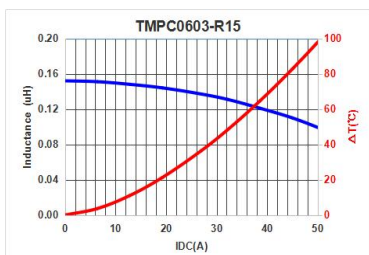
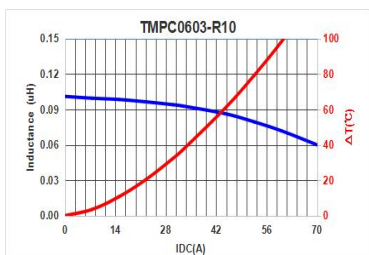


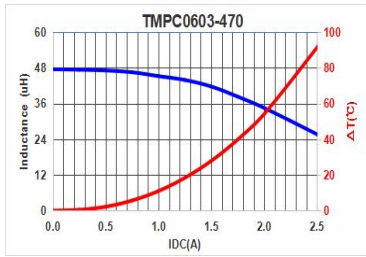
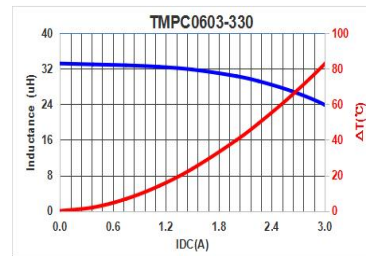
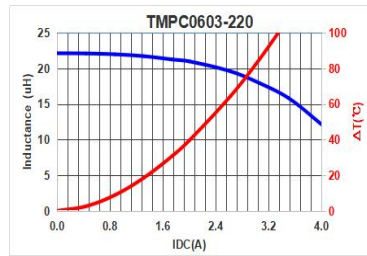
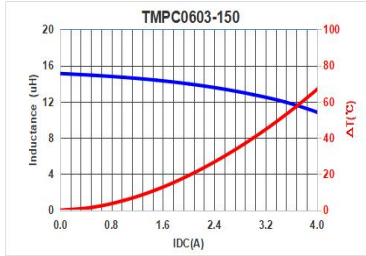
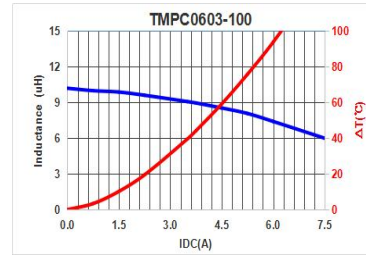
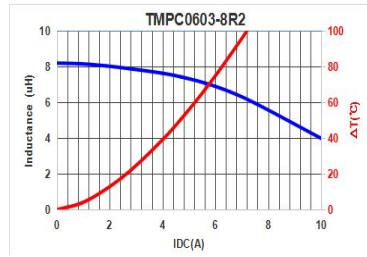
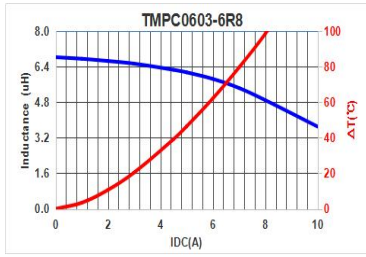
TMPC0602



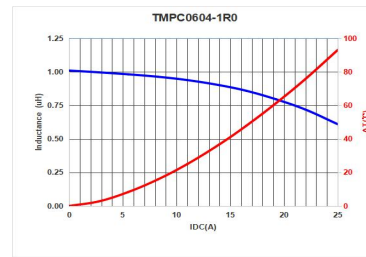
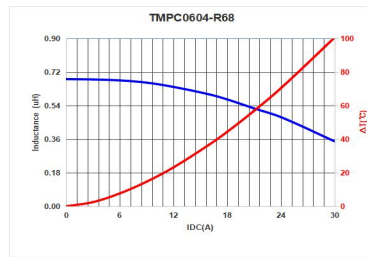
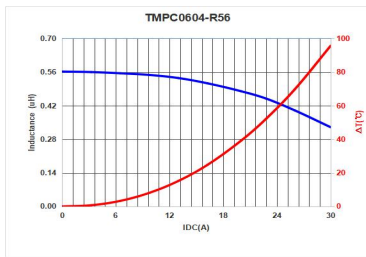
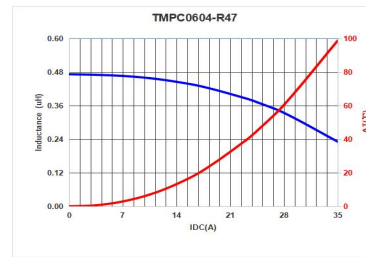
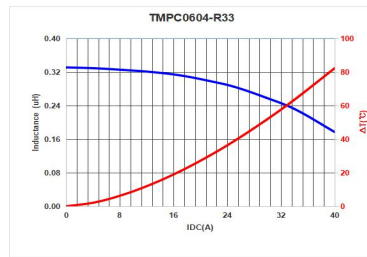
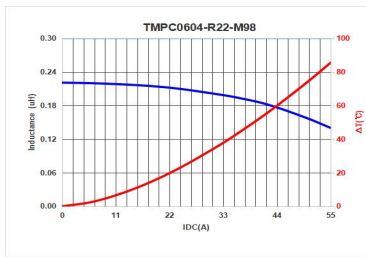
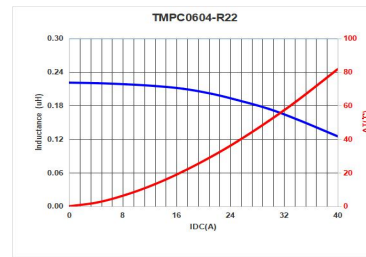
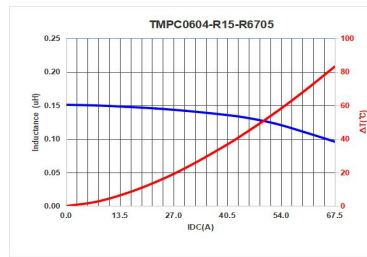
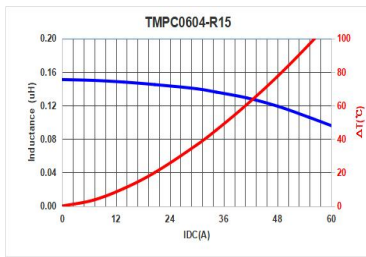


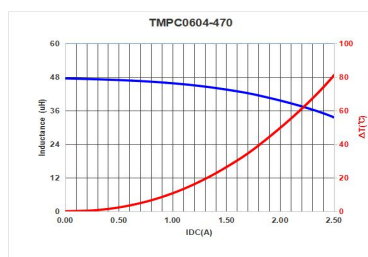
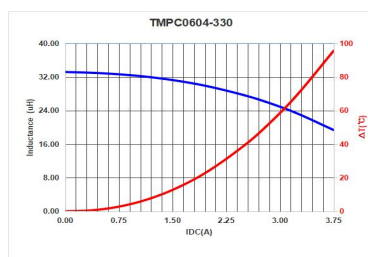
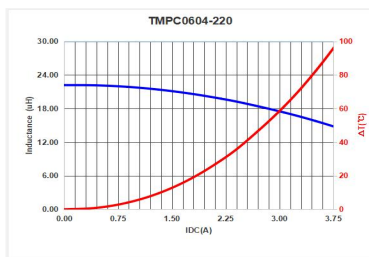
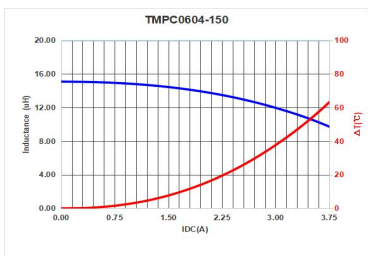
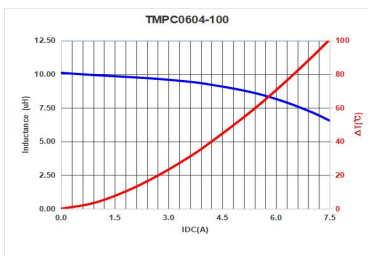
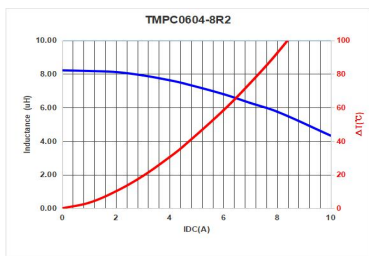
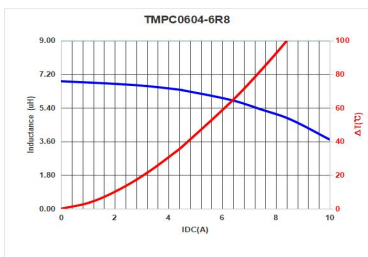
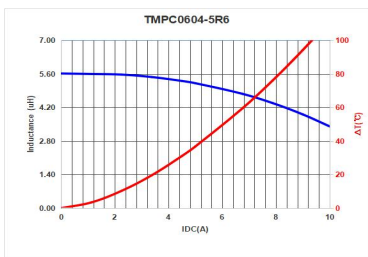
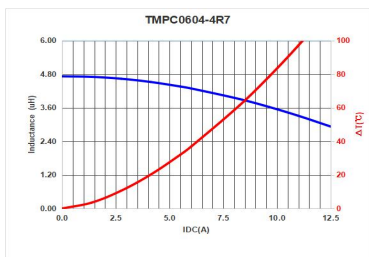
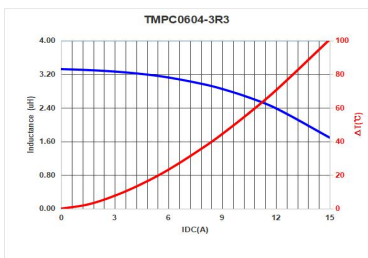
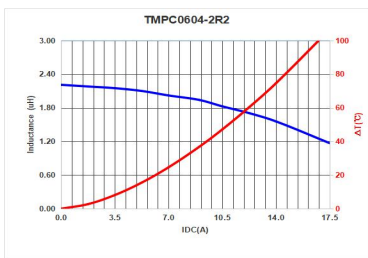
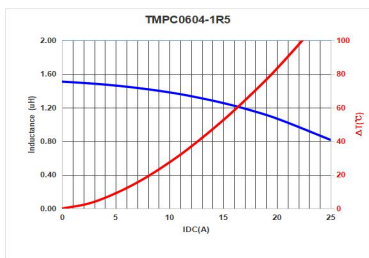
TMPC0603



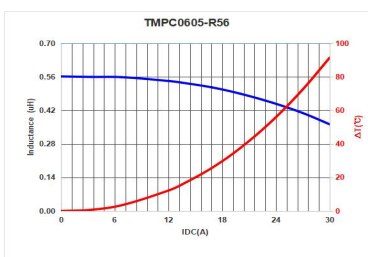
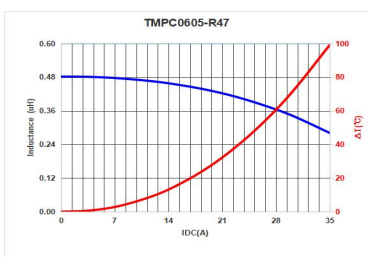
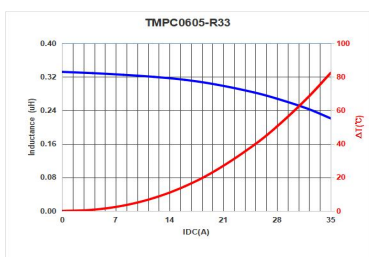
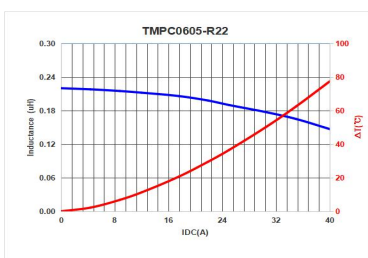
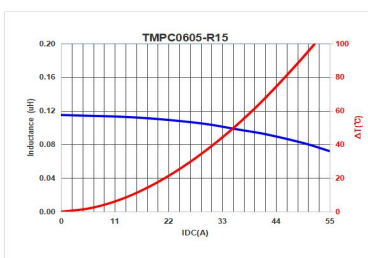
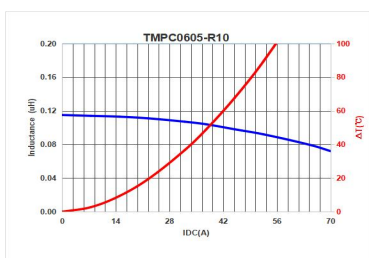


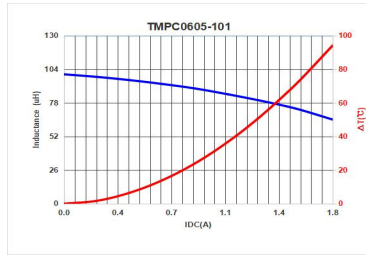
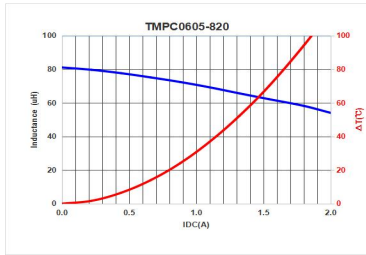
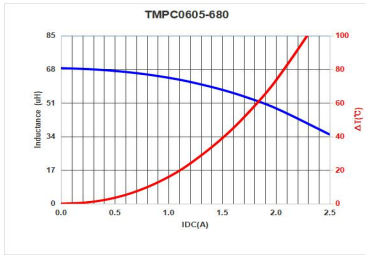
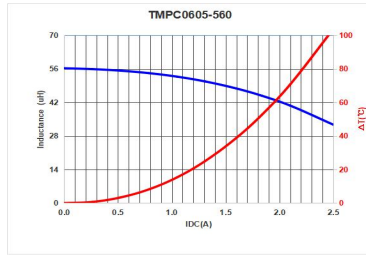
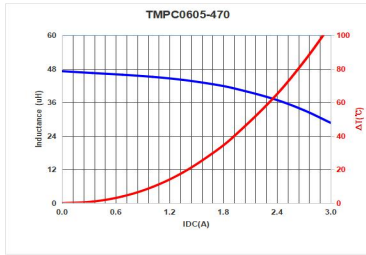
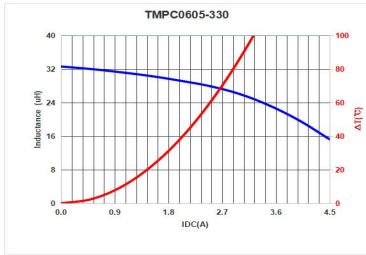
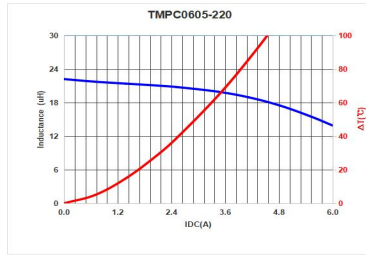
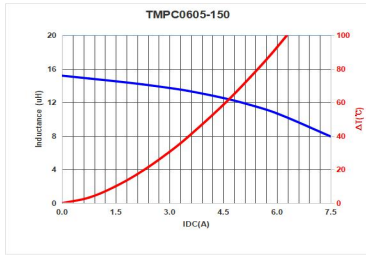
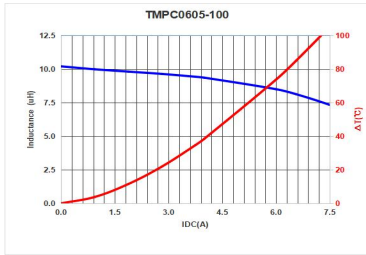
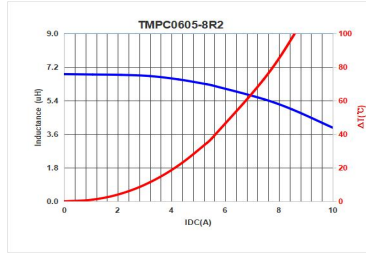
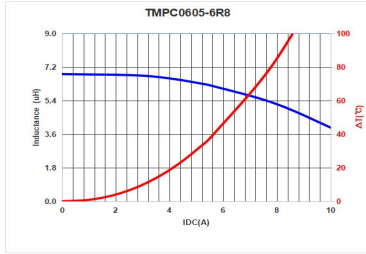
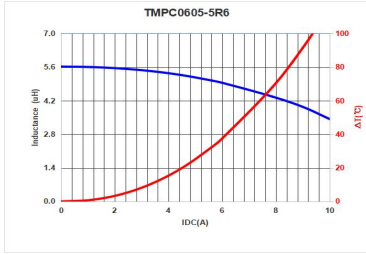
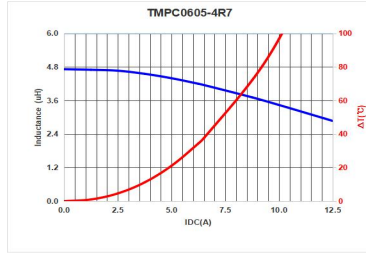
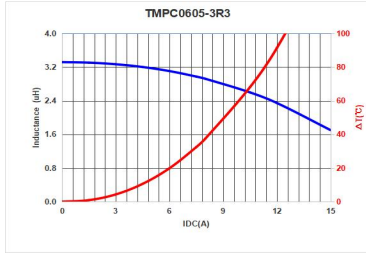
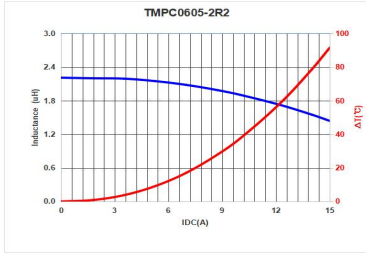
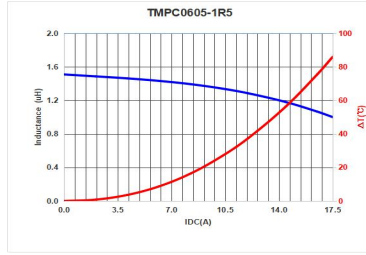
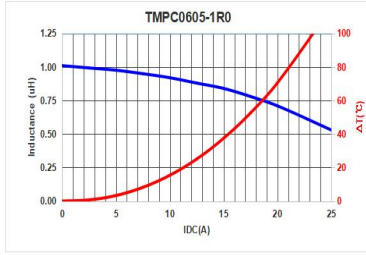
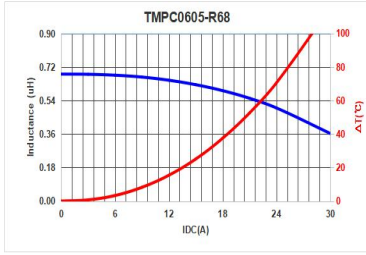
TMPC0604





TMPC0605





Looking for pricing, stock, or lifecycle information?

Click below to explore more details on WIN SOURCE:

- ⊖ [View TMPC 0603H-1R5MG-D on WIN SOURCE](#)
- ⊖ [TAI-TECH Advanced Electronics Information](#)

Optimize Your Supply Chain with WIN SOURCE Solutions

- ✓ Global Sourcing Solution
- ✓ Obsolete Management
- ✓ Cost Control Management
- ✓ Shortage Management
- ✓ Alternative Solution
- ✓ Excess Inventory Management